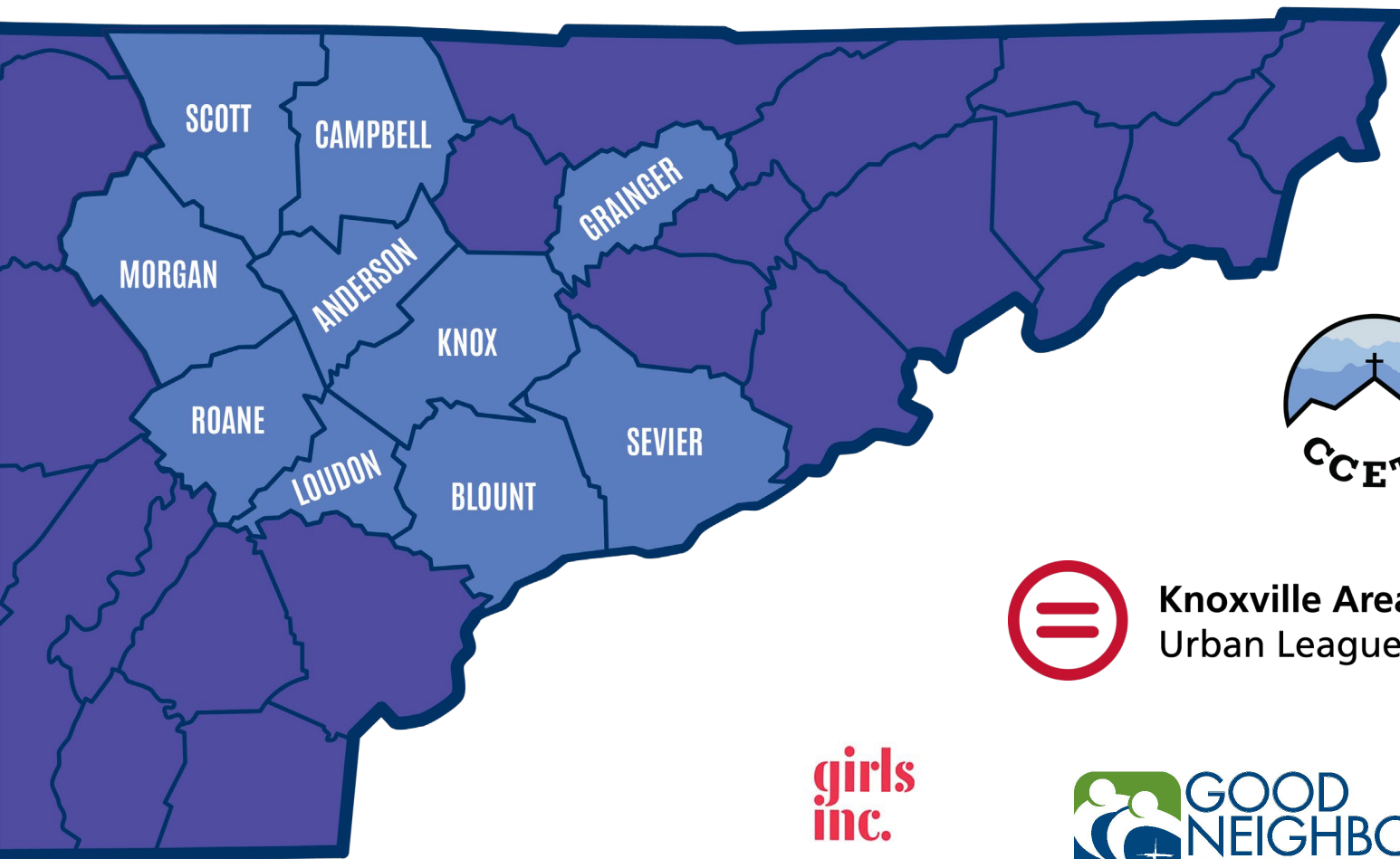




Year 2 in Review

East Tennessee Collaborative





Knoxville Area
Urban League

girls
inc.

of Tennessee Valley



GOOD
NEIGHBORS
OF BLOUNT COUNTY

PROVIDING ASSISTANCE • SHARING HOPE • EMPOWERING LIVES

United Way
of Anderson, Campbell,
Morgan, & Scott Counties



centro
hispano
DE EAST TENNESSEE



BOYS & GIRLS CLUBS
OF THE TENNESSEE VALLEY

eliminating racism
empowering women
ywca

Knoxville & the Tennessee Valley

YMCA of East Tennessee



ETC

Relationship +
Financial Assistance



Demographics



616
Households



2000+
Individuals Served



82%
Single Parent, Female Led



58%
Identify as Black

Specific Aid Overview

\$2.9M

Specific Aid Deployed

\$593,000 in housing
\$376,000 in transportation
\$357,000 in food

495

Families received aid

\$190,000 in Milestones and Goal
Action Payments for short term
goals and various larger
accomplishments both years

99%

Aid helped achieve goals

Families reported that financial
assistance was helpful in meeting
their goals

322 households improved self-sufficiency

Housing

- 101 families improved housing
- 66% of those are entirely subsidy free

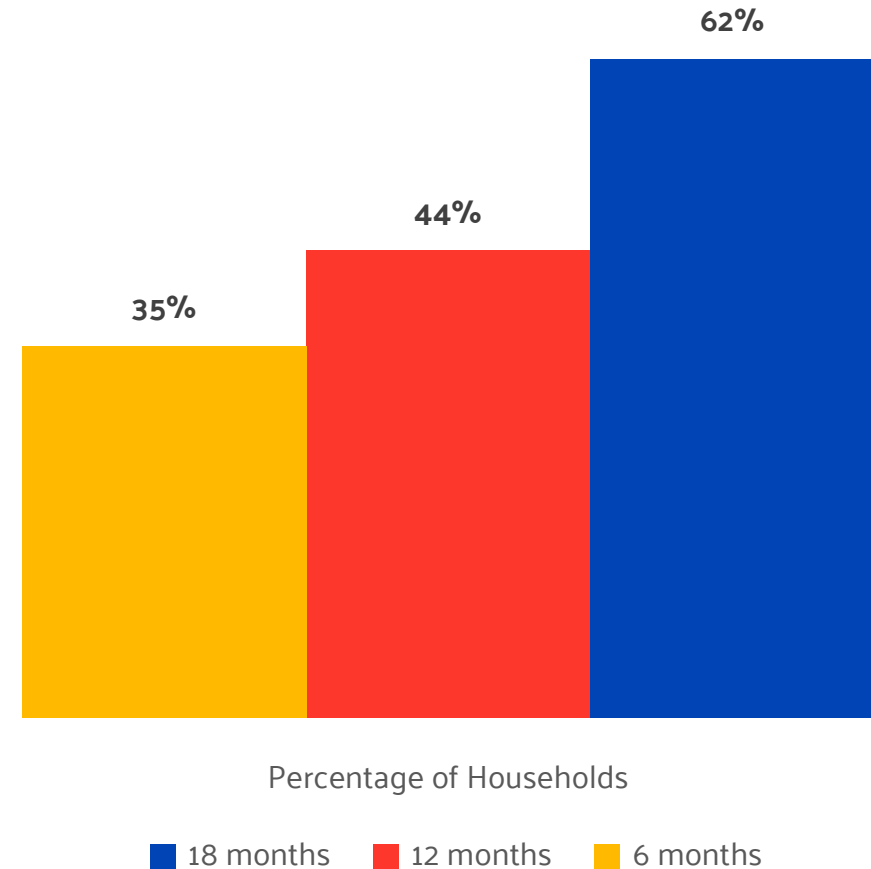
Education

- 318 set goals to improve educational attainment
- 89 earned an educational certificate/degree

Earnings

- 149 increased their earnings by 20% or more
- With time in programming, this percentage continues to rise

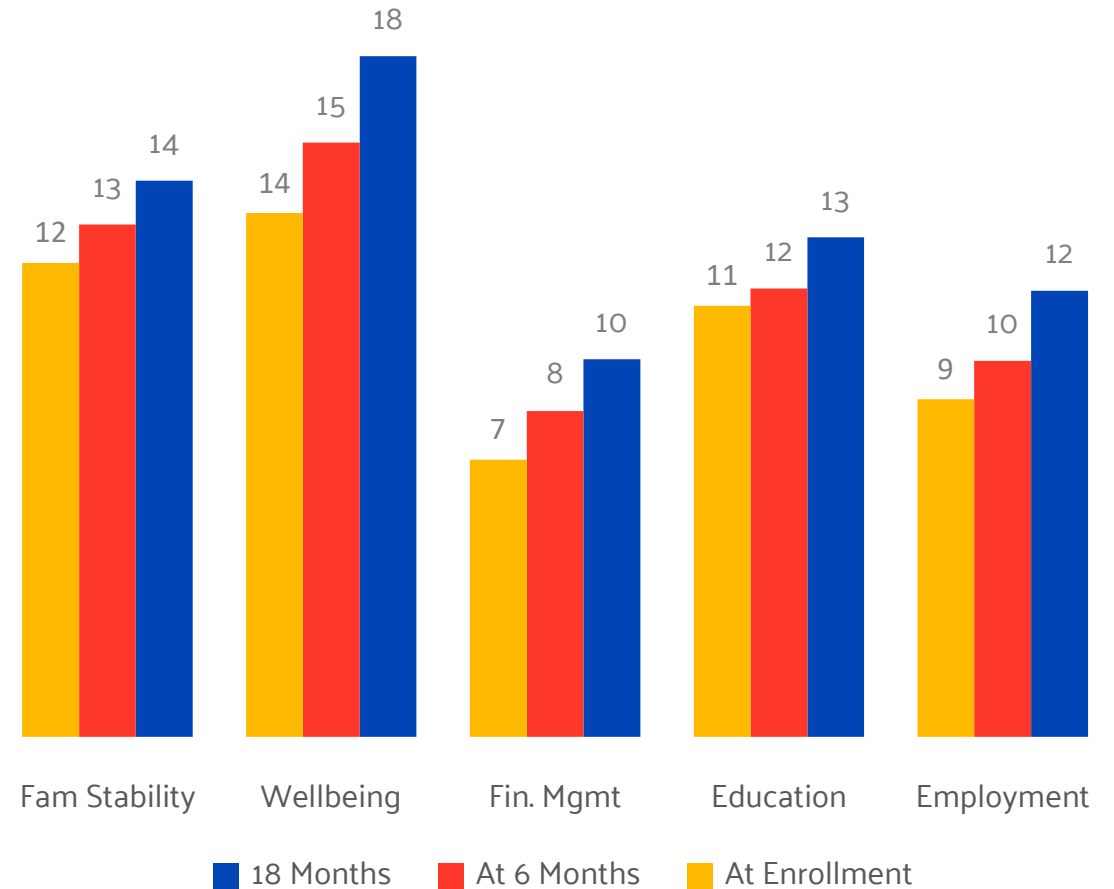
Increased Income by 20% or more



Time in services promotes improved self-sufficiency

Participants experience improvements in every domain of the self-sufficiency index with increased time in services

Growth Over Time



Meet Erika

