

LETTER OF INTENT



State of Tennessee
Health Facilities Commission

502 Deaderick Street, Andrew Jackson Building, 9th Floor, Nashville, TN 37243

www.tn.gov/hsda

Phone: 615-741-2364

hsda.staff@tn.gov

LETTER OF INTENT

The Publication of Intent is to be published in the Carthage Courier which is a newspaper of general circulation in Smith County, Tennessee; the Dale Hollow Horizon which is a newspaper of general circulation in Clay County, Tennessee; the Fentress Courier which is a newspaper of general circulation in Fentress County, Tennessee; the Hartsville Vidette which is a newspaper of general circulation in Trousdale County, Tennessee; the Jackson County Sentinel which is a newspaper of general circulation in Jackson County, Tennessee; the Knoxville News-Sentinel which is a newspaper of general circulation in Cumberland County, Tennessee; the Macon County Chronicle which is a newspaper of general circulation in Macon County, Tennessee; the Overton County News which is a newspaper of general circulation in Overton County, Tennessee; the Pickett County Press which is a newspaper of general circulation in Pickett County, Tennessee; the Smithville Review which is a newspaper of general circulation in DeKalb County, Tennessee; the Sparta Expositor which is a newspaper of general circulation in White County, Tennessee; The Daily Herald which is a newspaper of general circulation in Maury County, Tennessee; The Herald-Citizen which is a newspaper of general circulation in Putnam County, Tennessee; The Leaf Chronicle which is a newspaper of general circulation in Montgomery County, Tennessee; and The Tennessean which is a newspaper of general circulation in Cheatham, Davidson, Robertson, Rutherford, Sumner, Williamson and Wilson Counties, Tennessee, on or before 02/15/2024 for one day.

This is to provide official notice to the Health Facilities Commission and all interested parties, in accordance with T.C.A. §68-11-1601 et seq., and the Rules of the Health Facilities Commission, that Tennessee Valley Home Care, LLC, d/b/a Tennessee Quality Care – Home Health, a/an proposed home care organization owned by American Home Care, LLC with an ownership type of Limited Liability Company and to be managed by itself intends to file an application for a Certificate of Need for the establishment of a home care organization and the initiation of home health services in a 21-county service area that includes: Cheatham, Clay, Cumberland, Davidson, DeKalb, Fentress, Jackson, Macon, Maury, Montgomery, Overton, Pickett, Putnam, Robertson, Rutherford, Smith, Sumner, Trousdale, White, Williamson and Wilson Counties. Upon approval of this project, these 21 counties will be removed from the 51-county licensed service area of Tennessee Valley Home Care, LLC, d/b/a Tennessee Quality Care – Home Health (License No. 221), an existing home care organization located at 580 Tennessee Avenue, North, Parsons, Decatur County, Tennessee that is also owned by American Home Care, LLC. The address of the project will be 95 Signature Place, Lebanon, Wilson County, Tennessee, 37087. The estimated project cost will be \$735,500.

The anticipated date of filing the application is 03/01/2024

The contact person for this project is Mr. Jeff Stofko who may be reached at Ascendent Healthcare Advisors,

Jeff Stofko

02/02/2024

jeffreystofko@ascendient.com

Signature of Contact

Date

Contact's Email Address

The Letter of Intent must be received between the first and the fifteenth day of the month. If the last day for filing is a Saturday, Sunday, or State Holiday, filing must occur on the next business day. Applicants seeking simultaneous review must publish between the sixteenth day and the last day of the month of publication by the original applicant.

The published Letter of Intent must contain the following statement pursuant to T.C.A. §68-11-1607 (c)(1). (A) Any healthcare institution wishing to oppose a Certificate of Need application must file a written notice with the Health Facilities Commission no later than fifteen (15) days before the regularly scheduled Health Facilities Commission meeting at which the application is originally scheduled; and (B) Any other person wishing to oppose the application may file a written objection with the Health Facilities Commission at or prior to the consideration of the application by the Commission, or may appear in person to express opposition. Written notice of opposition may be sent to: Health Facilities Commission, Andrew Jackson Building, 9th Floor, 502 Deaderick Street, Nashville, TN 37243 or email at hsda.staff@tn.gov .



**State of Tennessee
Health Facilities Commission**

502 Deaderick Street, Andrew Jackson Building, 9th Floor, Nashville, TN 37243

www.tn.gov/hsda

Phone: 615-741-2364

hsda.staff@tn.gov

PUBLICATION OF INTENT

The following shall be published in the “Legal Notices” section of the newspaper in a space no smaller than two (2) columns by two (2) inches.

NOTIFICATION OF INTENT TO APPLY FOR A CERTIFICATE OF NEED

This is to provide official notice to the Health Facilities Commission and all interested parties, in accordance with T.C.A. §68-11-1601 et seq., and the Rules of the Health Facilities Commission, that Tennessee Valley Home Care, LLC, d/b/a Tennessee Quality Care – Home Health, a/an proposed home care organization owned by American Home Care, LLC with an ownership type of Limited Liability Company and to be managed by itself intends to file an application for a Certificate of Need for the establishment of a home care organization and the initiation of home health services in a 21-county service area that includes: Cheatham, Clay, Cumberland, Davidson, DeKalb, Fentress, Jackson, Macon, Maury, Montgomery, Overton, Pickett, Putnam, Robertson, Rutherford, Smith, Sumner, Trousdale, White, Williamson and Wilson Counties. Upon approval of this project, these 21 counties will be removed from the 51-county licensed service area of Tennessee Valley Home Care, LLC, d/b/a Tennessee Quality Care – Home Health (License No. 221), an existing home care organization located at 580 Tennessee Avenue, North, Parsons, Decatur County, Tennessee that is also owned by American Home Care, LLC. The address of the project will be 95 Signature Place, Lebanon, Wilson County, Tennessee, 37087. The estimated project cost will be \$735,500.

The anticipated date of filing the application is 03/01/2024

The contact person for this project is Mr. Jeff Stofko who may be reached at Ascendient Healthcare Advisors, Inc. - 1335 Environ Way, Chapel Hill, North Carolina, 27517 – Contact No. 919-403-3300.

The published Letter of Intent must contain the following statement pursuant to T.C.A. §68-11-1607 (c)(1). (A) Any healthcare institution wishing to oppose a Certificate of Need application must file a written notice with the Health Facilities Commission no later than fifteen (15) days before the regularly scheduled Health Facilities Commission meeting at which the application is originally scheduled; and (B) Any other person wishing to oppose the application may file a written objection with the Health Facilities Commission at or prior to the consideration of the application by the Commission, or may appear in person to express opposition. Written notice of opposition may be sent to: Health Facilities Commission, Andrew Jackson Building, 9th Floor, 502 Deaderick Street, Nashville, TN 37243 or email at hsda.staff@tn.gov .

CRITERION AND
STANDARDS

Original Application

NOTE: Supplemental responses to criterion and standards follows in the supplemental attachments.



STATE OF TENNESSEE

STATE HEALTH PLAN
CERTIFICATE OF NEED STANDARDS AND CRITERIA
FOR
HOME HEALTH SERVICES

1. **Determination of Need:** In a given county, 1.5 percent of the total population will be considered as the need estimate for home health services in that county. This 1.5 percent formula will be applied as a general guideline, as a means of comparison within the proposed Service Area.

Rationale: After much effort, the Division has determined that limitations of the data obtained from the current JAR form do not permit a revision of the Need formula, and that there are no more accurate data sources available. Consequently, it has at this time decided to retain the current Need formula from the Guidelines for Growth, and has repeated it herein. The Division commits to working with stakeholders to assess the data needs of the HSDA, the TDH, and stakeholders and to revise the JAR form accordingly. Once sufficient data are collected, a review of the Need formula will be undertaken.

The existing Need formula is admittedly a conservative one. The Division's research regarding Medicare-Medicaid fraud and abuse in the home health services industry supports a conservative Need formula. In 2012, the Government Accountability Office reported that 40% of all fraud convictions initiated by a group of Medicaid fraud-control units were for home health services — the biggest category of providers convicted through the Medicaid units' efforts. The Centers for Medicare and Medicaid Services (CMS) states that home health agencies offer services and supplies "vulnerable to fraud."

Response: Because TQC merely seeks to remove the 21-county proposed service area from the 51-county service area of its existing licensed parent in Parsons, Tennessee (Decatur County) (License No. 221) to establish a new parent office in Lebanon, Tennessee (Wilson County) covering these same 21 counties, TQC believes that the 1.5 percent formula for estimating need for home health services is inapplicable. While, technically, a CON application is required for TQC to establish a new parent office location in Lebanon serving the 21-county service area, TQC Parsons is already licensed to serve these counties. Further, the proposed TQC East will be in the same location as TQC's current Lebanon branch office, which already oversees the delivery of home health

services to patients in the proposed service area. Thus, regardless of the results of the 1.5 percent formula, the need for TQC's home health services in this region is well-established and is supported by the qualitative factors discussed in greater detail below, which include the medical needs of those over the age of 65, those in rural populations, and armed forces veterans. Approval of both the TQC East project and the concurrent TQC West project will ensure that TQC can more effectively serve patients across the state through three parent HHAs as opposed to one.

TQC has proudly offered home health services to patients in Tennessee since 1984. In addition to its nearly 40 years of home health experience in Tennessee, TQC is now part of Addus HomeCare (Addus), a national leader in comprehensive home care and support services, treating more than 49,000 patients through 221 locations across 22 states, including Tennessee. Drawing upon Addus's established network of providers and operational resources, TQC is well-positioned to offer higher quality and more accessible care to patients in the proposed 21-county service area through TQC East.

As noted in Section E, following the approval of both TQC East and TQC West, TQC will operate three, regionally-based parent HHA offices: (1) Lebanon (Wilson County), serving 21 counties in the eastern region of Tennessee; (2) Parsons (Decatur County), serving 17 counties in the central region of Tennessee; and (3) Martin (Weakley County), serving 13 counties in the western region of Tennessee. All 51 of these counties are currently served by TQC's existing, licensed parent office in Parsons. Neither the proposed TQC East project nor the TQC West project seeks to initiate home health services in any counties that are not already part of TQC's licensed 51-county service area. Rather, through the establishment of two additional parent offices, TQC seeks to more optimally distribute its statewide service area to better serve its patients and improve convenience for TQC staff and providers. This trifurcation of TQC's existing service area can be viewed in detail in Attachment 1E-1, which also lists the locations of TQC's existing branch offices.

As an HHA that has operated in the proposed service area for over 40 years, the need for TQC's ongoing operation is certain and is something that TQC understands directly. In fact, that is why TQC is pursuing these proposed projects—because it knows reorganization, including the addition of two dedicated Executive Directors, as described in Attachment 4C, to oversee operations in Lebanon and Martin, will allow TQC to deliver more specialized services that meet the unique healthcare needs of its existing patient population. Although TQC provides care to all service area patients in need of its services, it is particularly focused on caring for underserved and higher acuity patients that other HHAs struggle to treat, including patients over the age of 65, rural patients, veterans, and those in need of private duty nursing services. Many patients in these target populations reside in the 21-county service area.

As discussed in Question 3N.A and Question 4N, the primary patient population for the proposed services is those over the age of 65. This is largely because this cohort is in highest need of home health services. For example, a 2019 survey by Statista found that over 80 percent of those receiving long-term care services from home health agencies were over the age of 65.¹ Similarly, in a study examining long-term care providers and

¹ "Percentage of U.S users of long-term care services in 2015 and 2016, by provider and age group." Statista. Updated November 30, 2023. Accessed at <https://www.statista.com/statistics/318577/long-term-care-services-in-the-us-by-type-and-age-group/>.

users, the CDC concluded that, nationally, the majority of home health patients were, and are expected to continue to be, patients age 65 and older.² In addition, the Alliance for Home Health Quality and Innovation estimates that 86.2 percent of home health patients are over the age of 65.³ These statistics largely coincide with the fact that older populations generally experience more healthcare needs than younger populations.⁴

Many counties within the proposed 21-county service area are also considered low-income, rural areas. Rural patient populations have more difficulty accessing healthcare and an overall greater need for healthcare services. Compared to patients in urban areas, rural patients are more likely to suffer from mental illness, chronic diseases, and, generally, worse health outcomes, which leads to elevated rates of morbidity and overall excess mortality.⁵ Residents in these areas also face multiple barriers to accessing vital medical care, including longer travel distances to healthcare providers, higher uninsured rates, and poorer health literacy.⁶ Importantly for this project, research also shows that rural areas are far less likely than urban areas to have adequate access to home health services. Findings from the Rural & Minority Health Research Center indicated that 10.3 percent of rural ZIP Code Tabulation Areas (ZCTAs)⁷ lack any home health services, compared to only 2.2 percent of urban ZCTAs.⁸ These disparities are evident in the data supporting this application.

Notably, as is highlighted in greater detail in Attachment 3N.B, compared to the state of Tennessee overall, ten of the 21 counties in the proposed service area have a higher percentage of TennCare enrollees. Additionally, and as discussed elsewhere in this application, over half (11) of the 21 counties in the proposed service area have populations

² *Long-term Care Providers and Services Users in the United States, 2015-2016.* Centers for Disease Control and Prevention, National Center for Health and Human Services. February 2019, accessed at https://www.cdc.gov/nchs/data/series/sr_03/sr03_43-508.pdf.

³ *AHHQI Home Health Chartbook 2020.* Alliance for Home Health Quality and Innovation. 2020, accessed at https://ahhqi.org/images/uploads/AHHQI_2020_Home_Health_Chartbook_-_Final_09.30.2020.pdf.

⁴ National Center for Health Statistics (NCHS) available at <http://www.cdc.gov/nchs/data/nhsr/nhsr029.pdf> (noting that in 2007, those aged 65 years and above accounted for just 13 percent of the U.S. population, but 37 percent of the hospital discharges, and 43 percent of the days of care. In contrast, the 15–44 age cohort represented 42 percent of the population and 31 percent of the hospital discharges, but only 24 percent of the days of care. Children under age 15 years who accounted for 20 percent of the population were only six percent of the hospitalizations and represented only six percent of the days of care).

⁵ Cohen, Steven A and Greaney, Mary L. "Aging in Rural Communities." *Current Epidemiology Reports*, 2023, 10(1), pp. 1-16. Published online November 9, 2022. Accessed January 5, 2024, at <https://www.ncbi.nlm.nih.gov/pmc/articles/PMC9644394/>.

⁶ "Healthcare Access in Rural Communities." *Rural Health Information Hub*. Last updated November 9, 2023. Accessed at <https://www.ruralhealthinfo.org/topics/healthcare-access#barriers>.

⁷ "ZIP Code Tabulation Areas...are a geographic product of the U.S. Census Bureau created to allow mapping, display, and geographic analyses of the United States Postal Service (USPS) Zone Improvement Plan (ZIP) Codes dataset." Via "Zip Code Tabulation Areas (ZCTAs)." United States Census Bureau. Last revised August 10, 2023. Accessed at <https://www.census.gov/programs-surveys/geography/guidance/geo-areas/zctas.html>.

⁸ Probst, Janice C.; Benavidez, Gabriel; Yell, Nicholas; Eberth, Jan; and Merrell, Melinda. *August 2022 Findings Brief.* Rural & Minority Health Research Center. Accessed January 5, 2024, at https://sc.edu/study/colleges_schools/public_health/research/research_centers/sc_rural_health_research_center/documents/homehealthmrgprobst81922.pdf, p. 6.

of less than 50,000 residents.⁹ This is significant because 50,000 residents is the benchmark figure the Office of Budget and Management uses to evaluate whether an area qualifies as a “Metropolitan” or rural area.¹⁰ While TQC will continue providing care to patients in more urban parts of the proposed service area as it has done historically, the TQC East project will assist in addressing the tangible care deficiencies TQC has identified for patients located in rural parts of the proposed service area. TQC already furnishes care to these rural patient populations, but, with a new parent office in Lebanon, TQC can provide more centralized, accessible, and timely care to patients in these harder to reach areas.

On average, patients in rural areas are also older than those in more urban and densely populated areas.¹¹ The proposed service area’s population data reflect this trend. As shown in Attachment 3N.B, by 2027, 12 of the 21 counties in TQC East’s proposed service area will have either an equal or higher percentage of residents over the age of 65 than Tennessee overall. Thus, a new parent office in Lebanon will better position TQC to provide accessible and timely care to this growing, aging population.

As detailed in response to Question 4N, rural areas also have a higher proportion of veterans – a service area patient population TQC has historically and will continue to prioritize. The Rural Health Information Hub notes that, of the 20 million veterans in the United States, approximately 4.4 million – 22 percent – live in rural areas.¹² Comparatively, and as noted above, the U.S. Census estimates that only 20 percent of the overall United States population lives in rural areas; and, since 2010, that percentage has remained relatively stagnant, primarily increasing from 19.3 percent due to changes in the way the Census denotes what census tracts are “rural.”¹³ Veterans, and especially older veterans, are more likely to suffer from chronic conditions requiring healthcare services. According to the Veterans Benefits Administration 2022 Annual Benefits Report, the most prevalent military service-related disabilities include: tinnitus, hearing loss, post-traumatic stress disorder, and various physical limitations of limbs.¹⁴ Generally, veterans are also more susceptible to long-term and acute conditions independent of their military service. Compared to civilians, veterans have poorer health behaviors and outcomes, including overall higher rates of smoking, diabetes, cardiovascular disease, and mental health

⁹ “Urban and Rural Classification Press Kit.” United States Census Bureau. December 29, 2022. Accessed at <https://www.census.gov/newsroom/press-kits/2022/urban-rural-classification.html>.

¹⁰ <https://www.census.gov/programs-surveys/metro-micro/about.html>. As noted by the United States Census Bureau, a metropolitan statistical area contains more than 50,000 residents.

¹¹ According to an American Community Survey Reports (ACS) survey, 17.5 percent of the population in rural areas was age 65 and older from 2012 to 2016, compared to only 13.8 percent of the population in urban areas. See Smith, Amy Symens and Trevelyan, Edward. “The Older Population in Rural America: 2012-2016.” American Consumer Survey Reports, United States Census Bureau. September 2019. Accessed January 5, 2024, at <https://www.census.gov/content/dam/Census/library/publications/2019/acs/acs-41.pdf>.

¹² “Rural Veterans and Access to Healthcare.” *Rural Health Information Hub*. Last updated December 11, 2023. Accessed at <https://www.ruralhealthinfo.org/topics/returning-soldier-and-veteran-health#health-concerns>.

¹³ “Nation’s Urban and Rural Populations Shift Following 2020 Census.” United States Census Bureau. December 29, 2022. Accessed at <https://www.census.gov/newsroom/press-releases/2022/urban-rural-populations.html>.

¹⁴ *Annual Benefits Report: Fiscal Year 2022*. Veterans Benefits Administration, U.S. Department of Veterans Affairs. Accessed January 4, 2024, at <https://www.benefits.va.gov/REPORTS/abr/docs/2022-abr.pdf>.

conditions.¹⁵ Given these unique healthcare needs, TQC recognizes the importance of continuing to ensure its armed forces veterans have necessary access to its home health services; TQC's concurrent and complementary applications will promote greater accessibility for this critical demographic.

Based on the qualitative factors discussed above and the fact that TQC East would merely remove the 21-county proposed service area from TQC Parsons's 51-county service area, there is a clear need for TQC East independent of the need estimate that may be suggested by applying the state's 1.5 percent home health need standard. Through a new parent office in Lebanon, TQC East will be able to serve TQC's existing patient population. More importantly, with more localized and regionally-focused parent offices, TQC can offer even more accessible and high-quality care to patients.

2. The need for home health services should be projected three years from the latest available year of final JAR data.

Note: The Division recognizes that a home care organization can be established within a 12-15 month period of time, and that ideally a one year planning horizon would be used. However, in this instance a three-year planning horizon is used because final JAR data lag significantly behind the current date. Final 2012 JAR data became available in May 2014, thus providing data for need to be projected in 2015 but not for any other future full calendar year. Should a change occur that enables TDH to provide final JAR data significantly earlier, the Division would propose a change in the planning horizon.

Response: Please see Table 1N-2 below for the current and projected estimated need in each of the 21 service area counties using the 1.5 percent formula. Additionally, please see Attachment 1N-2 for the population data used in this table.

While TQC has included the data below in accordance with the Standards and Criteria for Home Health Services, TQC believes that estimated need is not relevant to its TQC East project or its concurrent TQC West project. Neither project seeks to provide home health services in counties that TQC Parsons is not already licensed to serve. For additional discussion, see the response to #1, above.

¹⁵ Hoerster, Katherine D.; Lehavot, Keren; Simpson, Tracy; McFall, Miles; Reiber, Gayle; and Nelson, Karin M. "Health and health behavior differences: U.S. Military, veteran, and civilian men." *American Journal of Preventative Medicine*, November 2012, 43(5), pp. 483-9. Accessed at <https://pubmed.ncbi.nlm.nih.gov/23079170/>. Also see Haltom, Trenton M; Tiong, Joyce; Evens, Tracy L; Kamdar, Nipa; True, Gale; and Kunik, Mark E. "Unmet Needs and Coping Strategies of Older Underserved Veterans During the COVID-19 Pandemic." *Journal of Primary Care & Community Health*, January 2023, 14. Published online July 2, 2023, accessed at <https://www.ncbi.nlm.nih.gov/pmc/articles/PMC10315790/>.

Table 1N-2

County	Population		Estimated Need (at 1.5%)	
	2023	2026	2023	2026
Cheatham	41,692	41,970	625	630
Clay	7,655	7,769	115	117
Cumberland	63,803	64,493	957	967
Davidson	722,445	737,504	10,837	11,063
DeKalb	21,305	21,225	320	318
Fentress	18,962	18,570	284	279
Jackson	12,013	12,112	180	182
Macon	25,655	26,405	385	396
Maury	104,474	106,021	1,567	1,590
Montgomery	227,061	240,304	3,406	3,605
Overton	22,968	23,064	345	346
Pickett	5,005	4,947	75	74
Putnam	83,834	85,483	1,258	1,282
Robertson	74,699	77,321	1,120	1,160
Rutherford	363,690	389,816	5,455	5,847
Smith	20,651	20,836	310	313
Sumner	205,092	211,712	3,076	3,176
Trousdale	11,742	11,693	176	175
White	28,385	28,660	426	430
Williamson	264,071	280,668	3,961	4,210
Wilson	157,668	165,519	2,365	2,483
Total	2,482,870	2,576,092	37,243	38,643

Source (2023 data): Tennessee Department of Health, "Population Projections 2023-2025," at <https://www.tn.gov/content/dam/tn/health/documents/population/CON-Population-Estimates-4-reports-2023-2025.pdf>.

Source: (2026 data): Tennessee Department of Health, "Population Projections 2022-2026," at <https://www.tn.gov/content/dam/tn/health/documents/population/CON-Population-Estimates-2022-2026.pdf>.

3. The use rate of existing home health agencies in each county of the Service Area will be determined by examining the latest utilization rate as calculated from the JARs of existing home health agencies in the Service Area. Based on the number of patients served by home health agencies in the Service Area, an estimation will be made as to how many patients could be served in the future.

Rationale: This Standard is carried over from the Guidelines for Growth.

Response: Please see Table 1N-3 below for the home health patient utilization rate by county for 2023, as well as the use rate per 1,000 patients. Additionally, please see Attachment 1N-3 for supplemental use rate data, including the number of agencies

reporting patients served in 2023 and projections for each county's home health capacities in 2026.

As noted above, TQC believes that the home health surpluses noted in Attachment 1N-3 are not reflective of the need for the TQC East project, as its approval will merely remove the 21-county proposed service area from the 51-county licensed service area of TQC Parsons. Thus, while TQC East will be a newly established parent office, it will not alter the number of licensed HHAs in the service area. In fact, the data reflected in Table 1N-3 and Attachment 1N-3 are inclusive of the home health services that TQC Parsons currently delivers to service area patients. The trifurcation of TQC's current service area into three regions, in other words, will not affect the surpluses that already exist in the counties in TQC East's proposed service area.

Table 1N-3R

<i>County</i>	<i>Population (2023)</i>	<i>Home Health Patients (2023)</i>	<i>Use Rate / 1,000 Patients (2023)</i>
Cheatham	41,692	763	18.3
Clay	7,655	264	34.5
Cumberland	63,803	2,093	32.8
Davidson	722,445	12,606	17.4
DeKalb	21,305	610	28.6
Fentress	18,982	906	47.7
Jackson	12,013	343	28.6
Macon	25,655	540	21.0
Maury	104,474	2,252	21.6
Montgomery	227,061	3,994	17.6
Overton	22,968	671	29.2
Pickett	5,005	185	37.0
Putnam	83,834	2,346	28.0
Roberston	74,699	1,515	20.3
Rutherford	363,690	5,039	13.9
Smith	20,651	524	25.4
Sumner	205,092	3,937	19.2
Trousdale	11,742	231	19.7
White	28,385	737	26.0
Williamson	264,071	3,865	14.6
Wilson	157,668	3,211	20.4
Service Area Total	2,482,870	46,632	18.8

Source (2023 data): Tennessee Department of Health, "Population Projections 2023-2025," at <https://www.tn.gov/content/dam/tn/health/documents/population/CON-Population-Estimates-4-reports-2023-2025.pdf>.

Source (Home Health Patient Data): Tennessee Department of Health, Joint Annual Reports (JARs), 2023, at <https://apps.health.tn.gov/publicjars/default.aspx>.

- County Need Standard:** The applicant should demonstrate that there is a need for home health services in each county in the proposed Service Area by providing documentation (e.g., letters) where: a) health care providers had difficulty or were unable successfully to refer a patient to a home care organization and/or were dissatisfied with the quality of services provided by existing home care organizations based on Medicare’s system Home Health Compare and/or similar data; b) potential patients or providers in the proposed Service Area attempted to find appropriate home health services but were not able to secure such services; c) providers supply an estimate of the potential number of patients that they might refer to the applicant.

Rationale: This Standard seeks to promote State Health Plan Principle 2 concerning Access to Care. The Division believes that if the Need formula is not met, a pattern of problems with referring patients successfully to home care organizations should be demonstrated by the applicant. If no such pattern can be established, there is likely not a need for a new home care organization.

Response: As noted in TQC's response to #1 above, neither the TQC East project nor the concurrent TQC West project is driven by a shortage of home health services in the proposed service area counties. Rather, the projects are primarily premised upon the qualitative rationales outlined in #1, which TQC is acutely aware of as a well-established, licensed Tennessee HHA. Therefore, again, TQC urges that its TQC East and TQC West projects should not be evaluated based on a technical application of the state's need formula. Nonetheless, letters of support from service area healthcare providers, one of which is provided as Attachment 1N-4 and additional of which will be provided at a later date, evidence the clear need for TQC East and the essential role TQC and its current branch offices, including the Lebanon office, have in the service area's healthcare infrastructure.

Through the TQC East and TQC West projects, TQC seeks to redistribute its parent office operations throughout its 51-county licensed service area to deliver care that is better aligned with the needs of its patients and the comprehensive array of home health services it can now offer as part of Addus. This reorganization will ease administrative burdens in the 21-county proposed service area, allowing the new TQC East to deliver care to TQC's existing patient base in eastern Tennessee in a more timely and quality-focused manner, which will ultimately improve both access and treatment efficacy. Importantly, as discussed in response to 2N, following approval of the TQC East and TQC West projects, TQC, overall, will continue serving the same 51-county licensed service area. However, rather than doing so through its single Parsons parent, TQC will do so through three, more regionally-based parent offices: (1) Lebanon (Wilson County), (2) Martin (Weakley County), and (3) Parsons (Decatur County).

As detailed in its response to #1 above, TQC has proudly offered home health services to patients in Tennessee since 1984. In late 2023, TQC became part of Addus's robust network of home care providers. TQC wants to better position itself operationally to ensure its existing patients can access Addus's comprehensive resources for delivering high quality, patient-centered home health care. As noted in response to Question 2E, TQC's current single parent office structure makes this challenging. Although TQC has ten branch offices operating throughout the 51-county service area, it can be difficult for a single administrator to ensure TQC is consistently implementing many of the care advantages available through Addus's infrastructure. These challenges are exacerbated by the rural nature of TQC's existing service area.

The creation of a Lebanon parent office, which is centrally located in the 21-county proposed service area, will ease existing operational burdens and permit greater administrative oversight in TQC's eastern region. As detailed in the job description for the Executive Director of a TQC parent office, shown in Attachment 4C, Executive Directors are responsible for a wide range of day-to-day tasks in addition to, and largely separate from, providing patient care. These include, among others: assisting with budgeting; evaluating staff performance; maintaining clinical records; and coordinating compliance with local, state and federal laws. Through the proposed TQC East and TQC West projects, administrative responsibilities would be shared among three Executive Directors

– one for each parent office. As a result, each parent office would have greater flexibility to deliver care that is more tailored to the specific needs of the local market, to improve staff clinical competencies, and to enhance the overall quality of care and customer service. In addition, TQC would have more resources available to invest in the communities it serves through more localized outreach efforts.

All of these factors ultimately demonstrate the need for TQC's proposed project. Both TQC East and TQC West will improve TQC existing patients' access to individualized home health services while also maximizing care quality.

5. **Current Service Area Utilization:** The applicant should document by county: a) all existing providers of home health services within the proposed Service Area; and b) the number of patients served during the most recent 12-month period for which data are available. To characterize existing providers located within Tennessee, the applicant should use final data provided by the JARs maintained by the Tennessee Department of Health. In each county of the proposed Service Area, the applicant should identify home health agencies that have reported serving 5 or fewer patients for each of the last three years based on final and available JAR data. If an agency in the proposed Service Area who serves few or no patients is opposing the application, that opponent agency should provide evidence as to why it does not serve a larger number of patients.

Rationale: From comments expressed by many stakeholders, the Division is aware that a home care organization may be licensed to provide services in a county/Service Area but may serve few or no patients there. The Division believes this situation may unreasonably impede the expansion of home health services in a county/Service Area and that any such home care organization that is opposing an application should provide evidence that supports its low market penetration.

Response: Please see Attachment 5N. Home health agencies that reported serving five or fewer patients for each of the last three years are highlighted in yellow. Please note that TQC is an existing service area provider, and that the utilization projections for TQC East, detailed in TQC's response to Question 6N, largely account for TQC's status as an existing service area provider.

6. **Adequate Staffing:** Using TDH Licensure data, the applicant should document a plan demonstrating the intent and ability to recruit, hire, train, assess competencies of, supervise, and retain the appropriate numbers of qualified personnel to provide the services described in the application and document that such personnel are available to work in the proposed Service Area. The applicant should state the percentage of qualified personnel directly employed or employed through a third party staffing agency.

Rationale: This Standard seeks to promote State Health Plan Principle 5 concerning a sufficient and quality health care work force. Home care organization workers do not necessarily need to live in the county in which they work. However, in the short-term, the number of possible workers in a general area is unlikely to change quickly. In order to promote economic efficiencies and access to health care through reduced personnel cost, applicants should demonstrate that they have a plan to recruit sufficient workforce in the general area within reasonable commuting distance of the proposed Service Area. Moreover, the applicant should present its long-term plans to ensure an adequate supply of quality home care workers is available to meet future needs.

Response: Please see Question 8Q for a detailed outline of the staffing needs of the proposed project. As noted in this response, TQC will add 5.0 FTEs of clinical staffing to support the proposed project, which will allow TQC to more effectively deliver services in the 21-county proposed service area. To fill the projected new FTEs, TQC will draw upon Addus's robust hiring and recruitment resources to recruit and train qualified candidates. Overall, however, the majority of staffing changes associated with the TQC East project will only involve repositioning current staff. Relatedly, because TQC East will be predominantly staffed by existing TQC employees, there will be minimal additional training efforts required as a result of the parent office reorganization. Rather, the reorganization is expected to improve clinical competencies, supervision, and the retention of qualified staff.

TQC already has rigorous procedures and processes in place for the training and ongoing education of both its clinical and administrative staff. These human resource procedures and processes have been further enhanced by Addus's infrastructure and experience operating HHAs nationally, including training that ensures all TQC employees, clinical and non-clinical, are equipped to deliver high quality care. For example, TQC has numerous policies, such as its "Home Health Aide Training" policy, focused on ensuring staff are properly educated on their role. Additionally, TQC adheres to a "Staffing and Scheduling" policy and an "On-Call/Weekend Staffing" policy to denote procedures for the scheduling of available staff and the possible on-call responsibilities for those staff. TQC also operates under numerous guidelines focused on management, administration, processes for hiring, and overall organizational improvement and development as noted in detail in its "Supervision," "Competency Assessment," "Recruitment, Retention, Development, and Continuing Education" policies, as well as its "Improving Organization Performance" policy.

The policies referenced above and other sample staffing policies are available in Attachment 5C. Like TQC Parsons, TQC East will also adhere to these policies.

- 7. Community Linkage Plan:** The applicant should provide a community linkage plan that demonstrates factors such as, but not limited to, referral arrangements with appropriate health care system providers/services (that comply with CMS patient choice protections) and working agreements with other related community services assuring continuity of care focusing on coordinated, integrated systems. A new provider may submit a proposed community linkage plan.

Rationale: This Standard seeks to promote State Health Plan Principles 3 and 4 concerning Economic Efficiencies and Quality of Care, respectively. In order to promote economic efficiencies and the quality of health care provided in Tennessee, applicants should demonstrate that they have established relationships with other health care providers that will ensure a continuity of care for their patients.

Response: As an existing, licensed HHA in Tennessee serving patients statewide, TQC has extensive relationships with the healthcare community in the areas it serves. These include relationships with local hospitals, physician practices, post-acute care providers, and other specialty home health agencies. For example, TQC is a go-to resource for American Health Communities (AHC) and its 28 long-term care and rehabilitation communities in Tennessee operating in many of TQC's 51-county service area. Collaborative relationships like these further evidence the important home health services

TQC delivers across care settings and demonstrate the trust healthcare providers have for TQC's clinical care teams.

In short, as an integral part of the healthcare network in the proposed service area, TQC is well-equipped to deliver coordinated, continuous care that promotes optimal health outcomes as patients transition from various settings. The letters that have been and will be provided as Attachment 1N-4 evidence the important relationships TQC has with local primary care providers and long-term care facilities in the proposed service area. Access to this collaborative network of healthcare providers and services will be no different upon the establishment of a new Lebanon parent office. Again, because the new Lebanon parent office will be in the same location as TQC's current Lebanon branch office, TQC East will seamlessly assume these same connections. Further, with more localized administration and management, TQC East can provide patients greater access to Addus's continuum of care in Tennessee.

Please see Attachment 1N-7 for a list of providers that frequently collaborate with TQC in the proposed eastern region. Please also see Attachment 1N-4 for a letter of support from The Pavilion Senior Living.

8. **TennCare Managed Care Organizations (MCOs) and Financial Viability:** Given the time frame required to obtain Medicare certification, an applicant proposing to contract with the Bureau of TennCare's MCOs should provide evidence of financial viability during the time period necessary to receive such certification. Applicants should be aware that MCOs are under no obligation to contract with home care organizations, even if Medicare certification is obtained, and that Private Duty Services are not Medicare certifiable services. Applicants who believe there is a need to serve TennCare patients should contact the TennCare MCOs in the region of the proposed Service Area and inquire whether their panels are open for home health services, as advised in the notice posted on the HSDA website, to determine whether at any given point there is a need for a provider in a particular area of the state; letters from the TennCare MCOs should be provided to document such need. See Note 2 for additional information.

Applicants should also provide information on projected revenue sources, including non-TennCare revenue sources.

Rationale: This Standard seeks to promote State Health Plan Principle 3 concerning Economic Efficiencies. This Standard further seeks to promote the orderly development of the health care system by bringing to the forefront issues concerning Medicaid/Medicare certification.

Response: First, TQC's existing licensed HHA (License No. 221) currently contracts with Medicare and Medicaid/TennCare and will do so in the future, as projected in its response to Question 9C. TQC projects that approximately 84 percent of its gross operating revenue in the second full year of the proposed project will come from Medicare/Medicare Managed Care and TennCare/Medicaid. TQC's committed participation in these programs is also noted in the 2023 JARs. Thus, not only is TQC aware of the financial viability needed to ensure its proposed Lebanon parent office receives necessary Medicare and TennCare certification, it also understands the requirements it must comply with to receive these certifications. In addition, TQC has communicated with each of the TennCare MCOs, including United Healthcare, BlueCross BlueShield and Wellpoint, and confirmed that they are open to new providers of home health services.

For additional payor-related information, please see Question 4Q for a list of the MCOs with which TQC is currently contracted and Question 10C for the projected payor mix of TQC East.

9. **Proposed Charges:** The applicant's proposed charges should be reasonable in comparison with those of other similar agencies in the Service Area or in adjoining service areas. The applicant should list:

Rationale: This Standard seeks to promote State Health Plan Principle 3 concerning Economic Efficiencies through greater marketplace transparency.

- a. The average charge per visit and/or episode of care by service category, if available in the JAR data.

Response: Please see Attachment 8C, which lists the charge per visit from the 2023 JARs for HHAs in the proposed service area. The charges are segmented by each type of home health service listed on TQC's HHA license, which is available in Attachment 3Q. As reiterated in the response to Question 9C, while the charge per visit for each service TQC offers is slightly higher than the average charge per visit across providers in the service area, it should be noted that, compared to TQC, multiple service area providers did not report either some or all charges per visit to the Tennessee Department of Health. Thus, the average charge per visit for some service area providers may be underestimated. For example, 40 out of the 72 licensed providers listed – over half – did not report charges for home health aide services; further, 34 out of the 72 providers listed did not report charges for Medical Social Services. Importantly, TQC is focused on delivering patient-centered, comprehensive care that is both cost-effective and high quality.

- b. The average charge per patient based upon the projected number of visits and/or episodes of care and/or hours per patient, if available in the JAR data.

Response: Please also see Attachment 8C for the total visits, hours, gross revenue, average revenue per patient, and average revenue per visit from the JARs for HHAs in the proposed service area. TQC has categorized visits and hours by each type of home health service it provides as noted on its license (viewable in Attachment 3Q). The JARs do not provide data for average charges per patient. Of note, the JARs also do not segment the type of home health service provided by visits or hours or by county for any given licensed home health provider.

10. **Access:** In concert with the factors set forth in HSDA Rule 0720-11-.01(1)(which lists those factors concerning need on which an application may be evaluated), the HSDA may choose to give special consideration to an applicant that is able to show that there is limited access in the proposed Service Area for groups with special medical needs such as, but not limited to, medically fragile children, newborns and their mothers, and HIV/AIDS patients. Pediatrics is a special medical needs population, and therefore any provider applying to provide these services should demonstrate documentation of adequately trained staff specific to this population's needs with a plan to provide ongoing best practice education. For purposes of this Standard, an applicant should document need using population, service, special needs, and/or disease incidence rates. If granted, the Certificate of Need should be restricted on condition, and thus in its licensure, to serving

the special group or groups identified in the application. The restricting language should be as follows: **CONDITION:** Home health agency services are limited to (identified specialty service group); the expansion of service beyond (identified specialty service group) will require the filing of a new Certificate of Need application. Please see Note 3 regarding federal law prohibitions on discrimination in the provision of health care services.

Rationale: This Standard seeks to promote State Health Plan Principle 2 concerning Access to Care.

Response: As discussed in its responses to #1 above and Questions 3N and 4N, TQC East will promote greater access to care in the proposed service area for various patient populations with special medical needs, including those over age 65, those living in rural areas, armed forces veterans, and pediatric and adult patients with conditions qualifying for private duty nursing services. TQC has historically provided high quality, patient-centered care to these groups with special medical needs and will continue to do so following the approval and development of its concurrent and complementary TQC East and TQC West projects. Specifically, as discussed in response to #4 above, a new parent office location in Lebanon with a dedicated Executive Director overseeing TQC's operations in the 21-county eastern Tennessee region will allow TQC East to deliver care that is even more tailored to service area patients' needs. In addition, the project will facilitate greater access to home health services in the proposed service area, which, as previously noted, is concentrated with a more vulnerable patient population. Of note, while the proposed TQC East and TQC West projects will allow TQC to provide more targeted care to these special need populations, both projects intend to serve all patients who are in need of home health services. Thus, it is not necessary to restrict its licensure to these special medical groups. This is also consistent with TQC's existing Tennessee HHA license (No. 221), which is not subject to any patient population restrictions.

- 11. Quality Control and Monitoring:** The applicant should identify and document its existing or proposed plan for data reporting (including data on patient re-admission to hospitals), quality improvement, and an outcome and process monitoring system (including continuum of care and transitions of care from acute care facilities). If applicable, the applicant should provide documentation that it is, or that it intends to be, fully accredited by the Joint Commission, the Community Health Accreditation Program, Inc., the Accreditation Commission for Health Care, and/or other accrediting body with deeming authority for home health services from CMS.

Rationale: This Standard seeks to promote the State Health Plan Principle 4 concerning Quality of Care. The Division recognizes that certain home care organizations are certified by CMS but are not necessarily accredited by the entities listed above.

Response: TQC Parsons is fully accredited by The Joint Commission (TJC) and will seek the same accreditation for TQC East. The current TJC certification is valid until 2026. Because TQC is committed to continuous quality improvement, it may evaluate other home health accrediting bodies, including The Community Health Accreditation Program (CHAP) and the Accreditation Commission for Health Care (ACHC), in the future.

TQC, through Addus's management and operational infrastructure, has also invested significant resources into software and technology that improves overall patient care. These resources include, but are not limited to:

- Homecare Homebase (HCHB), an electronic medical records (EMR) platform that allows clinicians to spend less time on backend tasks and more time actively caring for patients.
- Strategic Healthcare Programs (SHP), an analytical platform that provides extensive visibility into patient outcomes, patient satisfaction, and field clinician performance.
- Medalogix, an algorithmic software program that provides predictive analytics for identifying the appropriate level of care, risk of hospitalization, and clinical frequencies to promote positive patient outcomes. This program also works to quickly and efficiently pull data from the EMR, which allows clinicians to access relevant patient records more efficiently.
- Forcura, a healthcare workflow management platform that interfaces between outside healthcare providers and staff to ensure rapid and accurate communication.
- Medbridge, an industry-standard learning platform that promotes professional development and provides the most current education to staff.

TQC also adheres to Addus's rigorous quality criteria and standards, which, as a nationally-recognized leader in home health care, ensure TQC carefully engages in ongoing organizational improvement to provide higher quality care to Tennessee patients.

Please see Attachment 3Q for TQC's TJC accreditation. Also see Attachment 5C for TQC's relevant quality policies.

12. **Data Requirements:** Applicants should agree to provide the Department of Health and/or the Health Services and Development Agency with all reasonably requested information and statistical data related to the operation and provision of services and to report that data in the time and format requested. As a standard of practice, existing data reporting streams will be relied upon and adapted over time to collect all needed information.

Rationale: This Standard seeks to promote accurate health planning through the availability of accurate and timely data.

Response: TQC agrees to provide the Department of Health and/or the Agency with such information and data as reasonably requested.

ORIGINAL
APPLICATION



**State of Tennessee
Health Facilities Commission**

502 Deaderick Street, Andrew Jackson Building, 9th Floor, Nashville, TN 37243

www.tn.gov/hsda

Phone: 615-741-2364

hsda.staff@tn.gov

CERTIFICATE OF NEED APPLICATION

1A. Name of Facility, Agency, or Institution

Tennessee Valley Home Care, LLC, d/b/a Tennessee Quality Care – Home Health

Name

95 Signature Place

Wilson County

Street or Route

County

Lebanon

Tennessee

37087

City

State

Zip

www.tnquality.com/homehealth

Website Address

Note: The facility's name and address **must be** the name and address of the project and **must be** consistent with the Publication of Intent.

2A. Contact Person Available for Responses to Questions

Jeff Stofko

Manager

Name

Title

Ascendient Healthcare Advisors, Inc.

jeffreystofko@ascendient.com

Company Name

Email Address

1335 Environ Way

Street or Route

Chapel Hill

North Carolina

27517

City

State

Zip

Consultant

919-403-3300

Association with Owner

Phone Number

3A. Proof of Publication

Attach the full page of newspaper in which the notice of intent appeared with the mast and dateline intact or submit a publication affidavit from the newspaper that includes a copy of the publication as proof of the publication of the letter of intent. (Attachment 3A)

Date LOI was Submitted: 02/02/24

Date LOI was Published: 02/15/24

RESPONSE: The LOI was published in newspapers of general circulation that cover each county in the service area on or before February 15, 2024. Please see Attachment 3A.

4A. Purpose of Review (*Check appropriate box(es) – more than one response may apply*)

- Establish New Health Care Institution
- Relocation
- Change in Bed Complement
- Addition of a Specialty to an Ambulatory Surgical Treatment Center (ASTC)
- Initiation of MRI Service
- MRI Unit Increase
- Satellite Emergency Department
- Addition of Therapeutic Catheterization
- Positron Emission Tomography (PET) Service
- Initiation of Health Care Service as Defined in §TCA 68-11-1607(3)

Initiation of HealthCare services

- Burn Unit
- Neonatal Intensive Care Unit
- Open Heart Surgery
- Organ Transplantation
- Cardiac Catheterization
- Linear Accelerator
- Home Health
- Hospice
- Opiate Addiction Treatment Provided through a Non-Residential Substitution-Based Treatment Section for Opiate Addiction

Please answer all questions on letter size, white paper, clearly typed and spaced, single sided, in order and sequentially numbered. In answering, please type the question and the response. All questions must be answered. If an item does not apply, please indicate “N/A” (not applicable). Attach appropriate documentation as an Appendix at the end of the application and reference the applicable item Number on the attachment, i.e. Attachment 1A, 2A, etc. The last page of the application should be a completed signed and notarized affidavit.

5A. Type of Institution (*Check all appropriate boxes – more than one response may apply*)

- Hospital
- Ambulatory Surgical Treatment Center (ASTC) – Multi-Specialty
- Ambulatory Surgical Treatment Center (ASTC) – Single Specialty
- Home Health
- Hospice
- Intellectual Disability Institutional Habilitation Facility (ICF/IID)
- Nursing Home
- Outpatient Diagnostic Center
- Rehabilitation Facility
- Residential Hospice
-

Nonresidential Substitution Based Treatment Center of Opiate Addiction

Other

Other -

Hospital -

6A. Name of Owner of the Facility, Agency, or Institution

American Home Care, LLC

Name

95 Signature Place

731-587-0072

Street or Route

Phone Number

Lebanon

Tennessee

37087

City

State

Zip

7A. Type of Ownership of Control (Check One)

- Sole Proprietorship
- Partnership
- Limited Partnership
- Corporation (For Profit)
- Corporation (Not-for-Profit)
- Government (State of TN or Political Subdivision)
- Joint Venture
- Limited Liability Company
- Other (Specify)

Attach a copy of the partnership agreement, or corporate charter and certificate of corporate existence. Please provide documentation of the active status of the entity from the Tennessee Secretary of State's website at <https://tnbear.tn.gov/ECommerce/FilingSearch.aspx> If the proposed owner of the facility is government owned must attach the relevant enabling legislation that established the facility. (Attachment 7A)

Describe the existing or proposed ownership structure of the applicant, including an ownership structure organizational chart. Explain the corporate structure and the manner in which all entities of the ownership structure relate to the applicant. As applicable, identify the members of the ownership entity and each member's percentage of ownership, for those members with 5% ownership (direct or indirect) interest.

RESPONSE: Please see Attachment 7A for a copy of the certificate of corporate existence and documentation of the active status of the applicant from the Tennessee Secretary of State website. Please also see Attachment 8A for a copy of Tennessee Valley Home Care, LLC's organizational chart, which shows the existing ownership structure and each entity's relationship to the applicant. Tennessee Valley Home Care, LLC does business as Tennessee Quality Care – Home Health, hereafter referred to throughout the application as TQC or TQC East. TQC is 100 percent owned by American Home Care, LLC, which is 100 percent owned by Addus HealthCare, Inc., which is 100 percent owned by Addus HomeCare Corporation.

8A. Name of Management/Operating Entity (If Applicable)

Name

Street or Route

County

City

State

Zip

Website Address

For new facilities or existing facilities without a current management agreement, attach a copy of a draft management agreement that at least includes the anticipated scope of management services to be provided, the anticipated term of the agreement, and the anticipated management fee payment schedule. For facilities with existing management agreements, attach a copy of the fully executed final contract. (Attachment 8A)

9A. Legal Interest in the Site

Check the appropriate box and submit the following documentation. (Attachment 9A)

The legal interest described below must be valid on the date of the Agency consideration of the Certificate of Need application.

- Ownership (Applicant or applicant’s parent company/owner) – Attach a copy of the title/deed.
 - Lease (Applicant or applicant’s parent company/owner) – Attach a fully executed lease that includes the terms of the lease and the actual lease expense.
 - Option to Purchase - Attach a fully executed Option that includes the anticipated purchase price.
 - Option to Lease - Attach a fully executed Option that includes the anticipated terms of the Option and anticipated lease expense.
 - Letter of Intent, or other document showing a commitment to lease the property - attach reference document
 - Other (Specify)
-

RESPONSE: Please see Attachment 9A for a copy of the fully executed lease and all applicable amendments. The lease covers TQC’s existing branch office location in Lebanon. Upon approval of the CON application, TQC’s new Lebanon parent office will occupy the same space as its current branch office.

10A. Floor Plan

If the facility has multiple floors, submit one page per floor. If more than one page is needed, label each page. (Attachment 10A)

- Patient care rooms (Private or Semi-private)
- Ancillary areas
- Other (Specify)

RESPONSE: Please see Attachment 10A for the floor plan for TQC’s Lebanon office, which is an existing TQC branch office.

11A. Public Transportation Route

Describe the relationship of the site to public transportation routes, if any, and to any highway or major road developments in the area. Describe the accessibility of the proposed site to patients/clients. (Attachment 11A)

RESPONSE: Not applicable. The proposed project involves providing home health services. As such, TQC will bring the service directly to the patient. Therefore, the home health service itself, not public transportation routes, will ensure accessibility for patients.

12A. Plot Plan

Unless relating to home care organization, briefly describe the following and attach the requested documentation on a letter size sheet of white paper, legibly labeling all requested information. It **must** include:

- Size of site (in acres);
- Location of structure on the site;
- Location of the proposed construction/renovation; and
- Names of streets, roads, or highways that cross or border the site.

(Attachment 12A)

RESPONSE: Not applicable. The proposed project involves a home care organization.

13A. Notification Requirements

- TCA §68-11-1607(c)(9)(B) states that “... If an application involves a healthcare facility in which a county or municipality is the lessor of the facility or real property on which it sits, then within ten (10) days of filing the application, the applicant shall notify the chief executive officer of the county or municipality of the filing, by certified mail, return receipt requested.” Failure to provide the notifications described above within the required statutory timeframe will result in the voiding of the CON application.
 - Notification Attached (Provide signed USPS green-certified mail receipt card for each official notified.)
 - Notification in process, attached at a later date
 - Notification not in process, contact HFC Staff
 - Not Applicable
- TCA §68-11-1607(c)(9)(A) states that “... Within ten (10) days of the filing of an application for a nonresidential substitution based treatment center for opiate addiction with the agency, the applicant shall send a notice to the county mayor of the county in which the facility is proposed to be located, the state representative and senator representing the house district and senate district in which the facility is proposed to be located, and to the mayor of the municipality, if the facility is proposed to be located within the corporate boundaries of the municipality, by certified mail, return receipt requested, informing such officials that an application for a nonresidential substitution based treatment center for opiate addiction has been filed with the agency by the applicant.
 - Notification Attached (Provide signed USPS green-certified mail receipt card for each official notified.)
 - Notification in process, attached at a later date
 - Notification not in process, contact HFC Staff
 - Not Applicable

EXECUTIVE SUMMARY

1E. Overview

Please provide an overview not to exceed **ONE PAGE** (for 1E only) in total explaining each item point below.

- Description: Address the establishment of a health care institution, initiation of health services, and/or bed complement changes.

RESPONSE:

The applicant, Tennessee Valley Home Care, LLC d/b/a Tennessee Quality Care – Home Health (TQC) is a licensed Tennessee homecare organization (HHA) (License No. 221) serving 51 counties across Tennessee. TQC has provided home health and private duty nursing services to Tennessee patients since 1984, recently extending its footprint beyond western and central Tennessee to more eastern parts of the state. In addition to its longtime experience statewide, in 2023, TQC became part of Addus HomeCare Corporation (Addus), a national leader in home health and related services operating in 22 states, including Tennessee. While this enhanced TQC’s capability to deliver its high quality services statewide, TQC currently only has a single parent office in Parsons (Decatur County) and 10 branch offices (see Attachment 1E-1). Thus, to better serve its patients in the 51-county service area and ensure its structure is more aligned with state licensure surveyor preferences, TQC is submitting two complementary and concurrent CON applications for the establishment of two additional parent offices in Lebanon (Wilson County) and Martin (Weakley County), where it currently operates two branch offices. This application addresses the proposed Lebanon parent office (TQC East), which will serve a 21-county service area in the eastern Tennessee region; the other application addresses the proposed Martin parent office (TQC West), which will serve a 13-county service area in the western Tennessee region. Upon approval of the projects, these 34 counties will be removed from the licensed service area of TQC Parsons, leaving the Parsons parent office with a 17-county service area in the central Tennessee region. Thus, neither the TQC East nor TQC West projects will alter TQC’s existing 51-county service area. Rather, with three parent HHAs, TQC seeks to achieve more geographically balanced oversight of its current service area. This will improve operational efficiencies and allow TQC to further enhance the quality home health care it provides to patients, particularly those in underserved rural areas.

- Ownership structure

RESPONSE: TQC is 100 percent owned by American Home Care LLC, which is 100 percent owned by Addus HealthCare, Inc., which is 100 percent owned by Addus HomeCare Corporation.

- Service Area

RESPONSE: The service area includes the following 21 eastern Tennessee counties: Cheatham, Clay, Cumberland, Davidson, DeKalb, Fentress, Jackson, Macon, Maury, Montgomery, Overton, Pickett, Putnam, Robertson, Rutherford, Smith, Sumner, Trousdale, White, Williamson, and Wilson.

- Existing similar service providers

RESPONSE: According to 2023 Joint Annual Reports (JARs), there are 72 HHAs licensed to provide home health services in the proposed service area, including TQC. For additional discussion of existing service area providers, see the response to Question 3C and Attachment 5N.

- Project Cost

RESPONSE: Project costs are approximately \$735,500. Of note, \$626,600 of these costs (approximately 85 percent) represent the estimated FMV for the property that TQC will lease. TQC has calculated costs per application instructions but notes that the lease covering the project is an existing lease. Thus, all costs reflected in Section 4E are not new to the proposed project. Please see Attachment 1E-2 for the FMV worksheet for the proposed project.

- Staffing

RESPONSE: Because TQC East is primarily an internal reorganization of existing operations, minimal staffing changes are necessary. TQC East will add 5.0 FTEs; see Question 8Q for additional information.

2E. Rationale for Approval

A Certificate of Need can only be granted when a project is necessary to provide needed health care in the area to be served, will provide health care that meets appropriate quality standards, and the effects attributed to competition or duplication would be positive for consumers

Provide a brief description not to exceed ONE PAGE (for 2E only) of how the project meets the criteria necessary for granting a CON using the data and information points provided in criteria sections that follow.

- Need

RESPONSE: The strong need for this project is clear as TQC has been delivering high quality home health services in this 21-county service area for nearly 40 years. TQC is pursuing its concurrent CON projects to establish parent offices in Lebanon and Martin to ensure, consistent with state surveyor feedback, it has centrally-located parent offices in each region of its service area to improve patient care and increase convenience for TQC staff and providers. TQC currently manages its 51-county statewide service area via one parent office (Parsons) and ten branch offices located across the state, including in Lebanon and Martin. TQC and its acquired HHAs currently serve a significant volume of patients in the proposed service area, including 1,443 patients in the most recent year for which data is available for each HHA. TQC is particularly committed to delivering home health services to patients located in rural parts of the service area, patients over age 65, patients with a military history, and patients needing private duty nursing services. Maintaining adequate access for these patient populations can be administratively challenging; however, TQC has the resources and experience necessary to continue overseeing the entirety of the 51-county service area. With three parent offices each focused on serving a single region, it can more optimally meet the healthcare needs of its patients.

- Quality Standards

RESPONSE: The creation of two additional parent offices demonstrates TQC's commitment to quality and ongoing quality improvement. TQC Parsons is already fully accredited by The Joint Commission (TJC) and has earned its Gold Seal of Approval; TQC will seek TJC accreditation for its Lebanon parent office and ensure that it operates under the same quality standards as TQC Parsons, including Addus's robust quality-focused policies and procedures. With fewer administrative burdens, administrators and staff can focus more acutely on clinical operations and staff competency, which will improve the quality of care delivered to patients.

- Consumer Advantage

- Choice

RESPONSE: Because TQC is an existing licensed HHA in the service area, and because a significant number of patients and providers already rely on TQC for home health services, the proposed project is critical to maintaining patient choice. With greater operational flexibility, TQC will further enhance patient choice through targeted outreach to underserved and higher acuity patient populations, including those in rural areas, veterans, and certain pediatric patients. Patients will have more options for accessing the specialized care that meets their medical needs.

- Improved access/availability to health care service(s)

RESPONSE: TQC already offers service area patients critical access to home health services. Through a new Lebanon parent office, TQC can focus greater efforts and resources on furnishing targeted outreach and more coordinated care to service area patients. TQC is dedicated to providing home health services to higher acuity patients who experience more significant healthcare disparities and who often struggle to find home health care providers capable of meeting their healthcare needs.

- Affordability

RESPONSE: TQC's patient charges are, and will remain, comparable to other service area HHAs. Cumulatively, as outlined in 3C, the higher quality and more accessible home health services will decrease costs for patients and payors alike.

3E. Consent Calendar Justification

- Letter to Executive Director Requesting Consent Calendar (Attach Rationale that includes addressing the 3 criteria)
- Consent Calendar NOT Requested

If Consent Calendar is requested, please attach the rationale for an expedited review in terms of Need, Quality Standards, and Consumer Advantage as a written communication to the Agency's Executive Director at the time the application is filed.

4E. PROJECT COST CHART

A. Construction and equipment acquired by purchase:		
1. Architectural and Engineering Fees		
2. Legal, Administrative (Excluding CON Filing Fee), Consultant Fees		\$98,000
3. Acquisition of Site		
4. Preparation of Site		
5. Total Construction Costs		
6. Contingency Fund		\$3,000
7. Fixed Equipment (Not included in Construction Contract)		
8. Moveable Equipment (List all equipment over \$50,000 as separate attachments)		\$4,900
9. Other (Specify): _____		
B. Acquisition by gift, donation, or lease:		
1. Facility (inclusive of building and land)		\$626,600
2. Building only		
3. Land only		
4. Equipment (Specify): _____		
5. Other (Specify): _____		
C. Financing Costs and Fees:		
1. Interim Financing		
2. Underwriting Costs		
3. Reserve for One Year's Debt Service		
4. Other (Specify): _____		
D. Estimated Project Cost (A+B+C)		\$732,500
E. CON Filing Fee		\$3,000
F. Total Estimated Project Cost (D+E)	TOTAL	\$735,500

GENERAL CRITERIA FOR CERTIFICATE OF NEED

In accordance with TCA §68-11-1609(b), “no Certificate of Need shall be granted unless the action proposed in the application for such Certificate is necessary to provide needed health care in the area to be served, will provide health care that meets appropriate quality standards, and the effect attributed to completion or duplication would be positive for consumers.” In making determinations, the Agency uses as guidelines the goals, objectives, criteria, and standards adopted to guide the agency in issuing certificates of need. Until the agency adopts its own criteria and standards by rule, those in the state health plan apply.

Additional criteria for review are prescribed in Chapter 11 of the Agency Rules, Tennessee Rules and Regulations 01730-11.

The following questions are listed according to the three criteria: (1) Need, (2) the effects attributed to competition or duplication would be positive for consumers (Consumer Advantage), and (3) Quality Standards.

NEED

The responses to this section of the application will help determine whether the project will provide needed health care facilities or services in the area to be served.

- 1N.** Provide responses as an attachment to the applicable criteria and standards for the type of institution or service requested. A word version and pdf version for each reviewable type of institution or service are located at the following website. <https://www.tn.gov/hsda/hsda-criteria-and-standards.html> (Attachment 1N)

RESPONSE:

Please see Attachment 1N.

- 2N.** Identify the proposed service area and provide justification for its reasonable ness. Submit a county level map for the Tennessee portion and counties boarding the state of the service area using the supplemental map, clearly marked, and shaded to reflect the service area as it relates to meeting the requirements for CON criteria and standards that may apply to the project. Please include a discussion of the inclusion of counties in the border states, if applicable. (Attachment 2N)

RESPONSE:

Please see the map in Attachment 2N with the proposed service area counties shaded. The project does not involve counties in border states.

TQC is a licensed Tennessee HHA (License No. 221) serving 51 counties statewide. Currently, TQC has one parent office location in Parsons (Decatur County) and 10 branch offices in the following locations: Camden (Benton County), Clarksville (Montgomery County), Columbia (Maury County), Covington (Tipton County), Dover (Stewart County), Jackson (Madison County), Lebanon (Wilson County), Martin (Weakley County), Paris (Henry County), and Waynesboro (Wayne County). In order to better provide accessible care to its existing patient base, as well as ensure its operational structure is more aligned with state licensure surveyor preferences, the proposed TQC East project seeks to establish a new HHA parent office in Lebanon (Wilson County) to initiate home health services in the following 21 counties in the eastern Tennessee region: Cheatham, Clay, Cumberland, Davidson, DeKalb, Fentress, Jackson, Macon, Maury, Montgomery, Overton, Pickett, Putnam, Robertson, Rutherford, Smith, Sumner, Trousdale, White, Williamson, and Wilson. TQC East will operate in the same location as TQC’s existing Lebanon branch office. The 21-county proposed service area is currently part of the licensed service area of TQC Parsons (License No. 221). Upon approval of the TQC East project, the 21-county service area will be removed from License No. 221.

Concurrently with and complementary to the TQC East project, TQC has also filed a TQC West project, which seeks to establish a new HHA parent office in Martin (Weakley County) to cover a proposed 13-county service area in the western region of Tennessee. This 13-county proposed service area is currently part of the licensed service area of TQC Parsons (License No. 221). Upon approval of the TQC West project, the 13-county service area will be removed from License No. 221.

Upon approval of both the TQC East and TQC West projects, TQC will have three parent HHA offices, each serving a regional subset of TQC's current 51-county statewide service area: (1) Lebanon (Wilson County), serving 21 counties in the eastern region of Tennessee; (2) Parsons (Decatur County), serving 17 counties in the central region of Tennessee; and (3) Martin (Weakley County), serving 13 counties in the western region of Tennessee. Thus, while TQC seeks to establish two new parent offices, it will ultimately continue to serve the same 51-county service area as the licensed TQC Parsons. See Attachment 1E-1 for a diagram of the trifurcation of TQC's existing service area through the TQC East and TQC West projects.

For reasons discussed herein, the proposed 21-county service area is reasonable. TQC Parsons has been licensed to serve patients in the proposed service area for nearly 40 years. During this time, it has relied upon its Lebanon and other proximately located branch offices to deliver home health services in the 21-county service area. TQC East will be located in the same location as TQC's current Lebanon branch office, and TQC will simply remove the 21-county eastern region from TQC Parsons License (No. 221). The project does not seek to add any counties outside of those that TQC is already licensed to serve. Ultimately, as a result of the reorganization efforts and the newly established Lebanon parent, TQC will provide more accessible and higher quality home health services to patients in the proposed 21-county service area, particularly those in more rural areas. For additional explanation of the proposed service area, see Attachment 1N.

Lastly, for the tables below, please note that historical utilization is taken from the 2023 JARs, which utilizes data from fiscal year 2022 associated with TQC Parsons (License No. 221). Projected utilization is provided for 2025, the first full calendar year following TQC East's anticipated July 2024 issuance of service date.

Notably, 2023 JAR data fails to account for TQC patients that transitioned to TQC following several May 2023 acquisitions involving three service area home care organizations, including American National Home Health (see Endnote 1) (formerly License No. 600), Continuous Care Services, LLC (formerly License No. 48), and Cumberland River Homecare (formerly License No. 135). Because of the acquisition timing, TQC Parsons's 2023 JAR data does not include patients in the proposed service area that were previously served by American National Home Health or Continuous Care Services; Cumberland River Homecare, in contrast, had no active patient census at the time of acquisition. Because these patients are now TQC patients, TQC has included these two agencies' 2021 utilization – as noted in 2022 JARs – in its projected TQC East utilization. The utilization for both of these agencies, as logged in the 2022 JAR, is shown in Attachment 2N-1.

For a detailed discussion of the methodology and assumptions used to provide the projected utilization below, see the response to Question 6N.21

Complete the following utilization tables for each county in the service area, if applicable.

HISTORICAL UTILIZATION

Unit Type: <input type="checkbox"/> Procedures <input type="checkbox"/> Cases <input checked="" type="checkbox"/> Patients <input type="checkbox"/> Other _____		
Service Area Counties	Historical Utilization Most Recent Year (Year = 2022)	% of Total
Cheatham	64	4.44%
Pickett	0	0.00%
Clay	0	0.00%
Cumberland	0	0.00%
Davidson	433	30.01%
DeKalb	1	0.07%
Fentress	0	0.00%
Overton	0	0.00%
Rutherford	14	0.97%
Jackson	0	0.00%
Sumner	77	5.34%
Macon	10	0.69%
Maury	11	0.76%
Montgomery	491	34.03%
Putnam	0	0.00%
Robertson	60	4.16%
Smith	24	1.66%
Trousdale	9	0.62%
White	0	0.00%
Williamson	74	5.13%
Wilson	175	12.13%
Total	1,443	100%

PROJECTED UTILIZATION

Unit Type: <input type="checkbox"/> Procedures <input type="checkbox"/> Cases <input checked="" type="checkbox"/> Patients <input type="checkbox"/> Other _____		
Service Area Counties	Projected Utilization Recent Year 1 (Year = 2025)	% of Total
Macon	12	0.74%

Maury	17	1.04%
Rutherford	29	1.78%
White	2	0.12%
Robertson	66	4.05%
Sumner	91	5.58%
Clay	1	0.06%
Davidson	476	29.18%
Williamson	90	5.52%
Cheatham	67	4.11%
Cumberland	5	0.31%
DeKalb	3	0.18%
Fentress	2	0.12%
Jackson	1	0.06%
Montgomery	530	32.50%
Overton	2	0.12%
Pickett	0	0.00%
Putnam	6	0.37%
Smith	26	1.59%
Trousdale	10	0.61%
Wilson	195	11.96%
Total	1,631	100%

3N. A. Describe the demographics of the population to be served by the proposal.

RESPONSE:

Based on TQC’s historic utilization and research, TQC anticipates that the majority of its patient population will be those over age 65. This is in line with the overall trend in home health usage by age. For example, a 2019 survey by Statista found that over 80 percent of those receiving long-term care services from home health agencies were over the age of 65 (see Endnote 2). Similarly, in a study examining long-term care providers and users, the CDC concluded that, nationally, the majority of home health patients were, and are expected to continue to be, patients age 65 and older (see Endnote 3). In addition, the Alliance for Home Health Quality and Innovation estimates that 86.2 percent of home health patients are over the age of 65 (see Endnote 4). As such, and consistent with its experience in Tennessee, TQC has assumed the majority of TQC East’s patients will be persons over the age of 65.

Of note, and as explained further below in its response to Question 4N, TQC anticipates providing care to other demographics and populations through its proposed projects, including rural residents, armed forces residents, and private duty nursing patients. As such, the data presented in Attachment 3N.B likely understates the target population, both historical and projected, for TQC’s services. Consistent with its current experience, however, TQC believes that patients older than age 65 will represent the majority of its patients. Please see Questions 1N and 4N for a detailed description of the populations that TQC currently serves and will continue to serve, as well as Question 6N for a discussion of the methodology and assumptions used to project utilization through the second full year of TQC East.

B. Provide the following data for each county in the service area:

- Using current and projected population data from the Department of Health. (www.tn.gov/health/health-program-areas/statistics/health-data/population.html);
- the most recent enrollee data from the Division of TennCare (<https://www.tn.gov/tenncare/information-statistics/enrollment-data.html>),
- and US Census Bureau demographic information (<https://www.census.gov/quickfacts/fact/table/US/PST045219>).

RESPONSE:

Please see Attachment 3N.B. As detailed in its response to Question 3N.A, above, the primary target population for the proposed project is those in the service area over the age of 65. TQC will nevertheless provide care to other target populations, including those in rural communities, armed forces veterans, and private duty nursing patients. These demographics are detailed further below in Question 4N.

Please note that to calculate the Median Age, Median Household Income, and Person Below Poverty Level as % of Total of the proposed service area, a weighted average was calculated using county populations as listed on 2020 Census information (accessible via <https://data.census.gov/cedsci/>). This allowed for the consistent calculation of weights.

For the source data used to complete Attachment 3N, please see Attachment 3N-1 (for Tennessee Department of Health Population Data), Attachment 3N-2 (for U.S. Census Data), and Attachment 3N-3 (for the detailed TennCare Enrollment Report for January 2024, which is the most recent data available at the time this application was completed.)

- 4N. Describe the special needs of the service area population, including health disparities, the accessibility to consumers, particularly those who are uninsured or underinsured, the elderly, women, racial and ethnic minorities, TennCare or Medicaid recipients, and low income groups. Document how the business plans of the facility will take into consideration the special needs of the service area population.

RESPONSE:

As detailed above, TQC’s target population will primarily be patients age 65 and above. However, TQC’s patient population is and will continue to be comprised of those in rural areas, armed forces veterans, and those requiring private duty nursing care. Although TQC has successfully served these patients through its existing operation in Tennessee, by establishing a parent office in Lebanon, TQC will have greater flexibility and capacity to offer higher quality, patient-focused care to service area patients. The needs of each of these populations are discussed in further detail below, as well as in response to 1N above.

First, TQC East will primarily serve those over the age of 65. As explained in the response to Questions 1N and 3N.A, older patients have a greater overall need for health care services and, particularly, home health services. And, as shown in Attachment 3N.B, a particularly large portion of the proposed service area of TQC East is expected to be comprised of those over 65. In fact, by 2027, 12 of the 21 proposed service area counties will have a higher percentage of persons age 65 and older than the state of Tennessee overall. Through its proposed Lebanon parent office, TQC can ensure aging patients have greater access to TQC’s comprehensive services and closer care management across a variety of care settings.

Second, a large portion of the population that TQC will serve in its proposed eastern region resides in rural areas. This is particularly noteworthy given the state of Tennessee’s overall rurality compared to the rest of the United States. According to the United States Census Bureau, “metropolitan statistical area[s] . . . have at least one urban area of 50,000 or more inhabitants,” while “micropolitan statistical area[s] . . . have at least one urban area of at least 10,000 but less than 50,000 population.” Any population below 10,000 residents is, therefore, classified as “rural.” (see Endnote 5) According to 2020 Census data, nearly 34 percent of Tennessee is considered rural, in contrast to 20 percent of the United States overall (see Endnote 6). Further, even those areas in Tennessee classified as “Census Urban Areas,” or those with populations between 10,000 and 50,000 residents, are relatively low in population. The 2020 U.S. Census noted that, of the 70 “Census Urban Areas” within Tennessee, 57, or 81 percent, had populations of fewer than 50,000 residents (see Endnote 7). Within TQC East’s proposed service area, only four of the 13 “Urban Areas” has more than 50,000 residents (Nashville, Clarksville, Murfreesboro, and Spring Hill).

As explained in response to #1 in the attached Standards and Criteria, rural patient populations often have more difficulty accessing healthcare and an overall greater need for healthcare services; indeed, compared to patients in urban areas, rural patients are more likely to suffer from mental illness, chronic diseases, and, generally, worse health outcomes, which leads to elevated rates of morbidity and overall excess mortality (see Endnote 8). Residents in these areas also face multiple barriers to accessing vital medical care, including longer travel distances to healthcare providers, higher uninsured rates, and poorer health literacy (see Endnote 9). Importantly for this project, research also shows that rural areas are far less likely than urban areas to have adequate access to home health services. Findings from the Rural & Minority Health Research Center indicated that 10.3 percent of rural ZIP Code Tabulation Areas (ZCTAs) (see Endnote 10) lack any home health services, compared to only 2.2 percent of urban ZCTAs (see Endnote 11). These disparities are evident in the data supporting this application. Given these needs and the many rural counties in TQC East’s proposed service area, TQC believes that its parent office reorganization will allow it to more efficiently care for patients in these hard-to-reach rural areas.

Third, TQC is committed to providing home health services to patients who have served in the military, and to working closely with local Veterans Affairs (VA) clinics and hospitals to coordinate care for these patients. As discussed in #1 in the attached Standards and Criteria, compared to the average American population, veterans, and especially older veterans, are more likely to suffer from long-term, acute and chronic conditions requiring healthcare services, as well as negative health behaviors, like higher rates of smoking, that lead to poor health outcomes (see Endnote 12). In addition to chronic conditions, veterans also suffer from military service-related disabilities like tinnitus, hearing loss, post-traumatic stress disorder, and various physical limitations of limbs (see Endnote 13).

Importantly for TQC’s proposed project, a higher proportion of veterans also live in rural areas. The Rural Health Information Hub notes that, of the 20 million veterans in the United States, approximately 4.4 million – 22 percent – live in rural areas (see Endnote 14). Comparatively, and as noted above, the U.S. Census estimates that only 20 percent of the overall United States population lives in rural areas (see Endnote 15). Again, this is important for TQC given that, on average, Tennessee is more rural than other states. The Tennessee Department of Veterans Services estimates that there are currently nearly 450,000 veterans living in the 21-county proposed service area. These figures are detailed in Attachment 4N.

Many of these patients would benefit from TQC East or already benefit from TQC's home health services. In fact, TQC currently partners with the VA Medical Center in Memphis to provide critical follow-up home health services for veterans in the greater Memphis area. The establishment of a parent office in Lebanon, therefore, will allow TQC to strengthen and further develop relationships with VA clinics and hospitals in the service area to ensure these patients have access to home health services tailored to meet their unique needs. Ultimately, TQC East will facilitate greater access to high quality home health services for veterans.

Lastly, TQC provides private duty nursing care to pediatric and adult patients whose complex medical needs require one-on-one skilled nursing and supportive care. For example, TQC has the nursing staff necessary to enable certain high needs pediatric patients to attend school under the supervision of a TQC nurse. The patient populations discussed above are also more susceptible to health conditions that qualify for private duty nursing care and are more likely to face difficulties in accessing the specialized care needed to manage their conditions. Through the TQC East and TQC West projects, TQC will be better positioned to allocate resources to these medically vulnerable private duty patients.

The patient groups described above, therefore, will all be served through TQC's proposed project. While TQC serves these groups today, it believes it will be able to serve them even more effectively through the establishment of an additional parent office in Lebanon. See the attached Standards and Criteria for further detail, as well as TQC's response to Question 6N below for a projection of its utilization through the second full year of the proposed project.

- 5N.** Describe the existing and approved but unimplemented services of similar healthcare providers in the service area. Include utilization and/or occupancy trends for each of the most recent three years of data available for this type of project. List each provider and its utilization and/or occupancy individually. Inpatient bed projects must include the following data: Admissions or discharges, patient days. Average length of stay, and occupancy. Other projects should use the most appropriate measures, e.g. cases, procedures, visits, admissions, etc. This does not apply to projects that are solely relocating a service.

RESPONSE:

The following Tennessee CON projects are existing and approved but unimplemented projects for the establishment of a home care organizations and the initiation of home health services in the proposed service area:

- CN 2306-019: Interim Healthcare of Montgomery County, Clarksville, for the establishment of a home care organization. The service area of the approved project will consist of Cheatham, Montgomery, and Robertson counties. Note, however, that Interim Healthcare seeks to provide in-home hospice services and is especially focused delivering these services to Hispanic populations within the service area. In addition, based on the Health Facilities Commission – Facility Listing, this HHA has been licensed.
- CN 2302-003: AHC Home Health and Hospice of Nashville, for the establishment of a home care organization to initiate and provide home health services. The service area of the approved project will consist of Cheatham, Davidson, Robertson, Rutherford, Sumner, Williamson, and Wilson counties. Note, however, that this project is subject to a condition that limits its patients to those who have received services at a particular nursing home facility in Nashville (Davidson County). Thus, this project would not be impacted by TQC East.

Please see Attachment 1N for further discussion of the need for the proposed project. For information on existing licensed HHAs in the service area, see Attachment 5N.

- 6N.** Provide applicable utilization and/or occupancy statistics for your institution services for each of the past three years and the project annual utilization for each of the two years following completion of the project. Additionally, provide the details regarding the methodology used to project utilization. The methodology must include detailed calculations or documentation from referral sources, and identification of all assumptions.

RESPONSE:

The historical and projected utilization statistics for TQC East, as well as a description of the methodology and assumptions used for those projections, are detailed below. While TQC has provided projected utilization for its TQC East project, it would again note that this project ultimately only seeks to remove the proposed 21 service area counties from the existing 51-county service area of its licensed Parsons parent (License No. 221) and add them to the service area of the newly established Lebanon parent office. Therefore, the new TQC East parent office intends to serve the same patient population that TQC Parsons has been licensed to serve since 1984.

Throughout this section, some table figures may not equate due to computer rounding.

Historical Utilization

In order to project its utilization through calendar year 2026 – the second full calendar year after the proposed TQC East’s anticipated July 2024 issuance of service date – TQC utilized its home health patient data from the JARs for the past three years for its licensed Parsons parent (License No. 221). The most recent JAR data available is for the year 2022. As such, the historical utilization shown below is for the years 2020-2022, using the JARs from 2021-2023, respectively.

TQC’s historical home health patient data for the 21 counties in TQC East’s proposed service area is shown in Table 6N-1, below.

**Table 6N-1: Historical Home Health Utilization: TQC East Counties
2020-2022**

County	2020	2021	2022	CAGR*
Cheatham	0	20	52	
Clay	0	0	0	
Cumberland	0	0	0	
Davidson	0	4	228	
DeKalb	0	0	0	
Fentress	0	0	0	
Jackson	0	0	0	
Macon	0	0	0	
Maury	1	15	11	231.7%
Montgomery	363	533	491	16.3%
Overton	0	0	0	
Pickett	0	0	0	
Putnam	0	0	0	
Robertson	0	20	52	
Rutherford	0	0	0	
Smith	0	0	0	
Sumner	0	0	0	
Trousdale	0	0	0	
White	0	0	0	
Williamson	1	38	65	706.2%
Wilson	0	0	1	
Grand Total	365	630	900	57.0%

Source: Tennessee Department of Health, Joint Annual Reports (JARs), 2021-2023, at <https://apps.health.tn.gov/publicjars/default.aspx>.

* Compound annual growth rate.

From 2020-2022, TQC experienced an overall growth of patients in the proposed 21-county service area.

Additionally, as briefly discussed in Question 2N above, due to several May 2023 acquisitions, TQC’s 2023 JAR data does not fully account for all its patients in the 21-county proposed service area. Thus, the 2022 JAR data, the most

recent year utilization data is available for these two acquired agencies, American National Home Health (formerly License No. 600) and Continuous Care Services, LLC (formerly License No. 48) is shown in the table below. It is also available in Attachment 2N-1.

**Table 6N-2: Historical Utilization of American National Home Health and Continuous Care Services, LLC
In Relevant TQC East Counties
2021**

<i>County</i>	<i>2021</i>
Cheatham	12
Davidson	205
DeKalb	1
Macon	10
Robertson	8
Rutherford	14
Smith	24
Sumner	77
Trousdale	9
Williamson	9
Wilson	174
Total	543

Source: Tennessee Department of Health, Joint Annual Reports (JARs), 2022, at <https://apps.health.tn.gov/publicjars/default.aspx>.

Additionally, as discussed in response to Question 2N above, these patients have already transitioned their care to TQC. However, in order to be conservative in its projections, TQC has held the number of patients that came from these agencies constant through 2022, the most recent year for which JAR data is available. TQC’s cumulative patient population is shown in Table 6N-3.

**Table 6N-3: Overall Home Health Utilization
TQC East**

<i>County</i>	<i>2022, TQC</i>	<i>2022, Additional Patients</i>	<i>2022, Total</i>
Cheatham	52	12	64
Clay	0	0	0
Cumberland	0	0	0
Davidson	228	205	433
DeKalb	0	1	1
Fentress	0	0	0
Jackson	0	0	0
Macon	0	10	10
Maury	11	0	11
Montgomery	491	0	491
Overton	0	0	0
Pickett	0	0	0
Putnam	0	0	0
Robertson	52	8	60
Rutherford	0	14	14
Smith	0	24	24
Sumner	0	77	77
Trousdale	0	9	9
White	0	0	0
Williamson	65	9	74
Wilson	1	174	175
Total	900	543	1,443

Source (2022 data): Tennessee Department of Health, Joint Annual Reports (JARs), 2023, at <https://apps.health.tn.gov/publicjars/default.aspx>.

Projected Utilization

As noted in the “Projected Completion Forecast Chart,” TQC East’s projected issuance of service date for the proposed project is July 2024. As such, the first two full calendar years for the proposed project are 2025 and 2026. Therefore, TQC’s utilization projections for TQC East extend through 2026, accounting for two full years of service.

Using the Tennessee Department of Health’s official population projections, Table 6N-4 shows the projected population CAGR for each of the 21 proposed service area counties from 2022 to 2024.

**Table 6N-4: Projected Population Growth: TQC East Counties
2022-2024**

<i>County</i>	2022	2024	CAGR
Cheatham	41,212	41,527	0.4%
Clay	7,768	7,774	0.0%
Cumberland	62,326	63,470	0.9%
Davidson	717,032	727,642	0.7%
DeKalb	20,730	20,988	0.6%
Fentress	18,451	18,524	0.2%
Jackson	11,976	12,054	0.3%
Macon	25,375	25,900	1.0%
Maury	100,386	103,252	1.4%
Montgomery	223,240	231,789	1.9%
Overton	22,614	22,851	0.5%
Pickett	5,022	4,987	-0.3%
Putnam	82,286	83,919	1.0%
Robertson	74,294	75,837	1.0%
Rutherford	357,199	373,482	2.3%
Smith	20,435	20,649	0.5%
Sumner	199,672	205,755	1.5%
Trousdale	11,388	11,547	0.7%
White	27,939	28,314	0.7%
Williamson	256,315	268,520	2.4%
Wilson	153,287	159,452	2.0%
Total	2,438,947	2,508,233	1.4%

Source (Population growth rate): Tennessee Department of Health, "General Health Data: Population." See Attachment 6N-2.

TQC believes that an appropriate and conservative first step in projecting future utilization is to grow its 2022 utilization data shown in Table 6N-3 at the projected population CAGRs for 2022 to 2024 for each county in its proposed service area through 2026, the second full year of TQC East's operation. This projected growth is shown in Table 6N-5, below. TQC has chosen to use the 2022 to 2024 CAGR to project potential home health service utilization up to July 2024, TQC East's expected issuance of service date. TQC believes the use of this growth rate is reasonable because, at minimum, it is consistent with the historical growth in utilization that TQC has experienced in the proposed service area. See Attachment 6N-2 for the detailed Tennessee Department of Health data used to estimate the above growth rates.

**Table 6N-5: Projected Home Health Utilization: TQC East Counties
(Based on Population Growth Only)
2022-2026**

<i>County</i>	2022	2023	2024	2025	2026	CAGR
Cheatham	64	64	64	65	65	0.4%
Clay	0	0	0	0	0	0.0%
Cumberland	0	0	0	0	0	0.9%
Davidson	433	436	439	443	446	0.7%
DeKalb	1	1	1	1	1	0.6%
Fentress	0	0	0	0	0	0.2%
Jackson	0	0	0	0	0	0.3%
Macon	10	10	10	10	10	1.0%
Maury	11	11	11	11	12	1.4%
Montgomery	491	500	510	519	529	1.9%
Overton	0	0	0	0	0	0.5%
Pickett	0	0	0	0	0	-0.3%
Putnam	0	0	0	0	0	1.0%
Robertson	60	61	61	62	63	1.0%
Rutherford	14	14	15	15	15	2.3%
Smith	24	24	24	24	25	0.5%
Sumner	77	78	79	81	82	1.5%
Trousdale	9	9	9	9	9	0.7%
White	0	0	0	0	0	0.7%
Williamson	74	76	78	79	81	2.4%
Wilson	175	178	182	186	189	2.0%
Total	1,443	1,464	1,484	1,506	1,527	1.4%

Source (2022 data): Tennessee Department of Health, Joint Annual Reports (JARs), 2023, at <https://apps.health.tn.gov/publicjars/default.aspx>.

Source (Population growth rate): Tennessee Department of Health, "General Health Data: Population." See Attachment 6N-2.

As noted in its response to Question 3N above, the majority of patients who use home health services are over the age of 65. Nonetheless, TQC has opted to use the total population CAGR to estimate utilization through 2026 rather than the 2022 to 2024 CAGR of persons age 65 and older, which, as shown in Table 6N-6, is *significantly* higher than total population growth in all 21 counties. Because TQC has selected the lower of these two growth rates, TQC is confident that its baseline utilization projections are reasonable and appropriately conservative.

**Table 6N-6: Projected 65+ Population Growth: TQC East Counties
2022-2024**

<i>County</i>	<i>2022</i>	<i>2024</i>	<i>CAGR, 65+</i>	<i>CAGR, Total Population*</i>
Cheatham	7,109	7,601	3.4%	0.4%
Clay	2,085	2,173	2.1%	0.0%
Cumberland	20,609	21,639	2.5%	0.9%
Davidson	95,863	100,647	2.5%	0.7%
DeKalb	4,215	4,452	2.8%	0.6%
Fentress	4,464	4,658	2.1%	0.2%
Jackson	3,014	3,166	2.5%	0.3%
Macon	4,330	4,577	2.8%	1.0%
Mauzy	17,888	19,144	3.5%	1.4%
Montgomery	22,705	24,495	3.9%	1.9%
Overton	4,995	5,194	2.0%	0.5%
Pickett	1,492	1,536	1.5%	-0.3%
Putnam	14,863	15,668	2.7%	1.0%
Robertson	12,402	13,288	3.5%	1.0%
Rutherford	42,114	46,229	4.8%	2.3%
Smith	3,876	4,103	2.9%	0.5%
Sumner	34,799	37,222	3.4%	1.5%
Trousdale	1,564	1,628	2.0%	0.7%
White	6,137	6,422	2.3%	0.7%
Williamson	37,752	41,342	4.6%	2.4%
Wilson	26,434	28,552	3.9%	2.0%
Total	368,710	393,736	3.3%	1.3%

Source (Population growth rate): Tennessee Department of Health, "General Health Data: Population." See Attachment 6N-2.
*As shown in Table 6N-2.

To project the total home health utilization for each of the 21 proposed service area counties from 2023-2026, TQC analyzed the total number of home health patients served in each county by all licensed home health providers in 2022, as reported in the 2023 JARs. Then, it grew the total patients served in 2022 by the projected 2022-2024 total population CAGR (see Table 6N-6 above). Again, given that most home health patients are over the age of 65, and given that the projected population growth rate for those over the age of 65 is higher than the total projected population growth rate for all 21 counties in the proposed service area, TQC believes this projection of the total home health market volume through 2026 is both reasonable and conservative. In addition, the total population CAGR was applied to 2023 JAR data, which, as noted above, do not account for all of TQC Parsons's existing patients in the proposed 21-county service area. This makes total volume projections for TQC East even more reasonable and conservative. Please also note that, as detailed in its responses to Question 3N.A and Question 4N above, TQC will treat other categories of patients. However, TQC believes that its use of the growth rate of the total population of each proposed service area county likely undercounts the possible patients it will serve, thereby making its projections conservative. This projected total home health market volume is shown in Table 6N-7 below.

**Table 6N-7R2: Projected Market Home Health Utilization: TQC East Counties
2022-2026**

<i>County</i>	2022	2023	2024	2025	2026	CAGR
Cheatham	776	779	782	785	788	0.4%
Clay	264	264	264	264	264	0.0%
Cumberland	2,095	2,114	2,133	2,153	2,173	0.9%
Davidson	13,048	13,144	13,241	13,339	13,437	0.7%
DeKalb	623	627	631	635	639	0.6%
Fentress	908	910	912	913	915	0.2%
Jackson	344	345	346	347	348	0.3%
Macon	567	573	579	585	591	1.0%
Maury	2,304	2,337	2,370	2,403	2,437	1.4%
Montgomery	4,030	4,106	4,184	4,264	4,345	1.9%
Overton	672	676	679	683	686	0.5%
Pickett	185	184	184	183	182	-0.3%
Putnam	2,368	2,391	2,415	2,439	2,463	1.0%
Robertson	1,553	1,569	1,585	1,602	1,618	1.0%
Rutherford	5,288	5,407	5,529	5,654	5,781	2.3%
Smith	582	585	588	591	594	0.5%
Sumner	4,140	4,203	4,266	4,331	4,396	1.5%
Trousdale	250	252	253	255	257	0.7%
White	739	744	749	754	759	0.7%
Williamson	3,946	4,039	4,134	4,231	4,331	2.4%
Wilson	3,568	3,639	3,712	3,785	3,861	2.0%
Total	48,250	48,888	49,536	50,195	50,866	1.3%

Source (2022 data): Tennessee Department of Health, Joint Annual Reports (JARs), 2023, at <https://apps.health.tn.gov/publicjars/default.aspx>.

Source (Population growth rate): Tennessee Department of Health, "General Health Data: Population." See Attachment 6N-2.

TQC then projects that, starting in 2025, it will gain 0.25 percent of the projected growth in home health utilization in the proposed service area. Cumulatively, this would result in the addition of 125 home health patients in 2025 and 127 home health patients in 2026. This increase is shown in Table 6N-8, below.

**Table 6N-8R2: Projected Home Health Market Share Growth: TQC East
2025-2026**

<i>County</i>	<i>Total Home Health Utilization, 2025</i>	<i>Total Home Health Utilization, 2026</i>	<i>Projected Market Share Growth Rate</i>	<i>TQC Patients via Market Share Growth, 2025*</i>	<i>TQC Patients via Market Share Growth, 2026*</i>
Cheatham	785	788	0.25%	2	2
Clay	264	264	0.25%	1	1
Cumberland	2,153	2,173	0.25%	5	5
Davidson	13,339	13,437	0.25%	33	34
DeKalb	635	639	0.25%	2	2
Fentress	913	915	0.25%	2	2
Jackson	347	348	0.25%	1	1
Macon	585	591	0.25%	1	1
Maury	2,403	2,437	0.25%	6	6
Montgomery	4,264	4,345	0.25%	11	11
Overton	683	686	0.25%	2	2
Pickett	183	182	0.25%	0	0
Putnam	2,439	2,463	0.25%	6	6
Robertson	1,602	1,618	0.25%	4	4
Rutherford	5,654	5,781	0.25%	14	14
Smith	591	594	0.25%	1	1
Sumner	4,331	4,396	0.25%	11	11
Trousdale	255	257	0.25%	1	1
White	754	759	0.25%	2	2
Williamson	4,231	4,331	0.25%	11	11
Wilson	3,785	3,861	0.25%	9	10
Total	50,195	50,866	0.25%	125	127

* TQC Patients via Market Share Growth = Projected Market Share Growth Rate x Total Home Health Utilization

TQC believes the use of 0.25 percent as a market share growth rate is particularly conservative. As discussed in detail in Question 3C, based on 2023 JAR data – which, again, does not include all of TQC’s current patients in the proposed service area – TQC’s existing licensed HHA (License No. 221) accounted for approximately only two percent of all home health visits in the proposed service area in 2022. Further, by adding two parent offices via both the TQC East and TQC West projects, TQC will be able to operate more efficiently in each of its three regions, including expanding its ability to perform more targeted community outreach with existing patients and healthcare providers. Thus, TQC believes that the establishment of a Lebanon parent office will result in improved accessibility that will result in a very modest increase in total home health patients in 2025 and 2026.

Applying the 0.25 percent estimate to the growth in service area home health utilization in 2025 and 2026, Table 6N-9 below shows TQC’s projected home health patients for 2025 and 2026. As noted above, some figures in the table below may not equate due to computer rounding.

**Table 6N-9R2: Projected Home Health Market Growth: TQC East Counties
With Market Share Growth
2025-2026**

<i>County</i>	<i>Home Health Patients with Population Growth, 2025</i>	<i>Additional TQC Patients with Market Share Growth, 2025</i>	<i>Home Health Patients with Population Growth 2026</i>	<i>Additional TQC Patients with Market Share Growth, 2026</i>	<i>TQC Home Health Patients, 2025</i>	<i>TQC Home Health Patients, 2026</i>
Cheatham	65	2	65	2	67	69
Clay	0	1	0	1	1	1
Cumberland	0	5	0	5	5	11
Davidson	443	33	446	34	476	513
DeKalb	1	2	1	2	3	4
Fentress	0	2	0	2	2	5
Jackson	0	1	0	1	1	2
Macon	10	1	10	1	12	13
Mauzy	11	6	12	6	17	24
Montgomery	519	11	529	11	530	551
Overton	0	2	0	2	2	3
Pickett	0	0	0	0	0	1
Putnam	0	6	0	6	6	12
Robertson	62	4	63	4	66	71
Rutherford	15	14	15	14	29	44
Smith	24	1	25	1	26	27
Sumner	81	11	82	11	91	104
Trousdale	9	1	9	1	10	11
White	0	2	0	2	2	4
Williamson	79	11	81	11	90	103
Wilson	186	9	189	10	195	208
Total	1,506	125	1,527	127	1,631	1,780

Based on these projections, the final total home health patient population projections for TQC East from 2022 to 2026, the proposed project's second full calendar year of service, is shown in Table 6N-10, below. It is replicated as Attachment 6N.

**Table 6N-10R2: Projected Home Health Utilization: TQC East Counties
2022-2026**



<i>County</i>	<i>2022</i>	<i>2023</i>	<i>2024</i>	<i>2025</i>	<i>2026</i>
Cheatham	64	64	64	67	69
Clay	0	0	0	1	1
Cumberland	0	0	0	5	11
Davidson	433	436	439	476	513
DeKalb	1	1	1	3	4
Fentress	0	0	0	2	5
Jackson	0	0	0	1	2
Macon	10	10	10	12	13
Maury	11	11	11	17	24
Montgomery	491	500	510	530	551
Overton	0	0	0	2	3
Pickett	0	0	0	0	1
Putnam	0	0	0	6	12
Robertson	60	61	61	66	71
Rutherford	14	14	15	29	44
Smith	24	24	24	26	27
Sumner	77	78	79	91	104
Trousdale	9	9	9	10	11
White	0	0	0	2	4
Williamson	74	76	78	90	103
Wilson	175	178	182	195	208
Total	1,443	1,464	1,484	1,631	1,780

Source (2022 data): Tennessee Department of Health, Joint Annual Reports (JARs), 2023, <https://apps.health.tn.gov/publicjars/default.aspx>.

7N. Complete the chart below by entering information for each applicable outstanding CON by applicant or share common ownership; and describe the current progress and status of each applicable outstanding CON and how the project relates to the applicant, and the percentage of ownership that is shared with the applicant's owners.

RESPONSE:

Not applicable. Neither the applicant nor an entity with which it shares common ownership has an outstanding CON in Tennessee.

CONSUMER ADVANTAGE ATTRIBUTED TO COMPETITION

The responses to this section of the application helps determine whether the effects attributed to competition or duplication would be positive for consumers within the service area.

1C. List all transfer agreements relevant to the proposed project.

RESPONSE: Not applicable. TQC does not have any formal transfer agreements in place with existing facilities. However, because TQC has operated a licensed HHA in the service area for nearly 40 years, it has established relationships with physicians and other healthcare providers in the proposed 21-county service area. Please see Attachment 1N-7 for a detailed list of healthcare institutions with which TQC works in collaboration.

2C. List all commercial private insurance plans contracted or plan to be contracted by the applicant.

- Aetna Health Insurance Company
- Ambetter of Tennessee Ambetter
- Blue Cross Blue Shield of Tennessee
- Blue Cross Blue Shield of Tennessee Network S
- Blue Cross Blue Shiled of Tennessee Network P
- BlueAdvantage
- Bright HealthCare
- Cigna PPO
- Cigna Local Plus
- Cigna HMO - Nashville Network
- Cigna HMO - Tennessee Select
- Cigna HMO - Nashville HMO
- Cigna HMO - Tennessee POS
- Cigna HMO - Tennessee Network
- Golden Rule Insurance Company
- HealthSpring Life and Health Insurance Company, Inc.
- Humana Health Plan, Inc.
- Humana Insurance Company
- John Hancock Life & Health Insurance Company
- Omaha Health Insurance Company
- Omaha Supplemental Insurance Company
- State Farm Health Insurance Company
- United Healthcare UHC

- UnitedHealthcare Community Plan East Tennessee
- UnitedHealthcare Community Plan Middle Tennessee
- UnitedHealthcare Community Plan West Tennessee
- WellCare Health Insurance of Tennessee, Inc.
- Others

RESPONSE: Please see Attachment 2C for a list of commercial payors with which TQC currently contracts. TQC may contract with additional private insurance plans in the future.

- 3C. Describe the effects of competition and/or duplication of the proposal on the health care system, including the impact upon consumer charges and consumer choice of services.

RESPONSE:

The proposed project will not have a negative effect on competition and will not result in duplication. As noted in Attachment 5N, out of the 48,250 home health patients reported in 2023 JARs for the 21-county proposed service area, TQC’s licensed Parsons parent (License No. 221) is one of 72 providers and accounts for 900 of those visits, or approximately two percent ($900 \div 48,250 = 0.019 = 2$ percent). Of note, this percentage of overall visits remains similar when accounting for TQC's patients from its acquired agencies. Further, among the 72 HHAs in the proposed service area in 2022 listed in Attachment 5N, none accounted for more than 10 percent of service area HHA utilization. In other words, no single provider in the proposed service area controls a majority of the utilization of home health services, including TQC. Approval of TQC East will have no impact on this plurality of providers, as TQC projects its service area market share to be 3.5 percent of visits in the 21-county service area in 2026. Patients in the proposed service area have a wide range of home health providers from which they can receive care; TQC will not affect that wide range of patient choice.

Additionally, and as mentioned throughout the application, TQC East does not propose to initiate services in any counties that TQC Parsons is not already licensed to serve. Rather, the 21-county proposed service area will be removed from TQC Parsons’s license (No. 221) upon approval of TQC East. The same is true for TQC’s complimentary TQC West project, which will remove a 13-county region in western Tennessee from TQC Parsons’s license. Cumulatively, these changes have no impact on existing home health providers in either of the proposed service areas; rather, they will benefit TQC’s existing patients. With more localized administrative oversight, each of TQC’s parent agencies can offer its patients, especially those in underserved rural areas, greater access to more specialized and higher quality home health services.

Because TQC East and TQC West are primarily internal reorganization projects, they will not alter the competitive landscape of home health services in their respective proposed service areas or in any way duplicate home health services in their respective proposed service areas. With respect to the impact of TQC East on consumer charges, both TQC East and TQC West will decrease overall healthcare costs for patients and payors alike. By serving a narrower service area, TQC East can provide more timely treatment to patients, such as admitting all new referrals within 24 hours. Long-term, this reduces the risks and costs of re-hospitalization or treatment in higher acuity settings. Similarly, as part of Addus, TQC patients can draw upon a continuum of healthcare services, permitting improved care management and decreasing the costs associated with negative health outcomes. Moreover, because this project is an internal reorganization, it can be implemented with limited to no additional costs.

- 4C. Discuss the availability of and accessibility to human resources required by the proposal, including clinical leadership and adequate professional staff, as per the State of Tennessee licensing requirements, CMS, and/or accrediting agencies requirements, such as the Joint Commission and Commission on Accreditation of Rehabilitation Facilities.

RESPONSE:

As a well-established HHA operating in Tennessee and as part of Addus’s national network, TQC East has both the existing human resources necessary to implement the project, as well as ready access to other qualified staff. For more details on TQC’s staffing and positions, please see its response to Question 8Q, below. Attachment 4C contains the job descriptions for all positions that will be staffed at TQC East.

As discussed in response to #6 in the attached Standards and Criteria, TQC maintains internal standards and policies that facilitate the development and training of its staff. Many of these quality-focused policies can be found in Attachment

5C. At baseline, TQC’s comprehensive “Licensure/Certification/Registration” policy requires that “all organization staff [are] properly licensed, certified, registered and/or trained to meet specific job requirements.” TQC strongly adheres to Joint Commission accreditation standards as evidenced by its current licensed and accredited status and its receipt of TJC’s Gold Seal of Approval, recognizing TQC’s commitment to continuous improvement and delivery of safe, high quality care (see Endnote 16). Please see Attachment 3Q for proof of TQC’s TJC accreditation.

Drawing upon Addus’s quality improvement initiatives and oversight, TQC has rigorous procedures and processes in place for the training and ongoing education of its clinical and administrative staff. For example, TQC has numerous policies, such as its “Home Health Aide Training” policy, that ensure staff are properly educated on their roles. Additionally, TQC adheres to a “Staffing and Scheduling” policy and an “On-Call/Weekend Staffing” policy to denote procedures for the scheduling of available staff and the possible on-call responsibilities for those staff. TQC also follows numerous guidelines addressing management, administration, processes for hiring, and overall organizational improvement and development as noted in detail in its “Supervision,” “Competency Assessment,” “Recruitment, Retention, Development, and Continuing Education” policies, as well as its “Improving Organization Performance” policy.

By distributing administrative responsibilities across three parent offices, each with an Executive Director, TQC will strengthen its performance improvement framework across all three regions. Ultimately, these efforts will improve and maintain the quality and safety of care delivered to patients.

-
- 5C. Document the category of license/certification that is applicable to the project and why. These include, without limitation, regulations concerning clinical leadership, physician supervision, quality assurance policies and programs, utilization review policies and programs, record keeping, clinical staffing requirements, and staff education.

RESPONSE:

Upon approval of the proposed project, TQC will seek licensure from the Tennessee Health Facilities Commission, Board for Licensing Health Care Facilities as a home care organization providing home health services in the proposed 21-county service area. After TQC receives its license, these 21 counties will be removed from the 51-county service area of TQC Parsons (License No. 221). As a longstanding home health provider in Tennessee and as part of Addus, TQC operates under rigorous policies and programs to ensure the quality of its home health services.

Please see Attachment 3Q for documentation of TQC’s licensure, and Attachment 5C for examples of the policies that TQC East will implement. These policies are described in TQC’s response to Question 4C above as well as its response to #6 in the attached Standards and Criteria.

HISTORICAL DATA CHART

- Total Facility
 Project Only

Give information for the last *three (3)* years for which complete data are available for the facility or agency.

	Year 1	Year 2	Year 3
	2020	2021	2022
A. Utilization Data			
Specify Unit of Measure <u>Patients</u>	365	630	900
B. Revenue from Services to Patients			
1. Inpatient Services	\$0.00	\$0.00	\$0.00
2. Outpatient Services	\$1,490,589.00	\$2,756,260.00	\$4,375,350.00
3. Emergency Services	\$0.00	\$0.00	\$0.00
4. Other Operating Revenue (Specify) _____	\$0.00	\$0.00	\$0.00
Gross Operating Revenue	\$1,490,589.00	\$2,756,260.00	\$4,375,350.00
C. Deductions from Gross Operating Revenue			
1. Contractual Adjustments	\$339,736.00	\$628,208.00	\$997,231.00
2. Provision for Charity Care	\$0.00	\$0.00	\$0.00
3. Provisions for Bad Debt	\$2,034.00	\$3,761.00	\$5,970.00
Total Deductions	\$341,770.00	\$631,969.00	\$1,003,201.00
NET OPERATING REVENUE	\$1,148,819.00	\$2,124,291.00	\$3,372,149.00

PROJECTED DATA CHART

- Project Only
 Total Facility

Give information for the *two (2)* years following the completion of this proposal.

	Year 1	Year 2
	2025	2026
A. Utilization Data		
Specify Unit of Measure <u>Patients</u>	1631	1780
B. Revenue from Services to Patients		
1. Inpatient Services	\$0.00	\$0.00
2. Outpatient Services	\$7,929,679.00	\$8,652,834.00
3. Emergency Services	\$0.00	\$0.00
4. Other Operating Revenue (Specify) _____	\$0.00	\$0.00
Gross Operating Revenue	\$7,929,679.00	\$8,652,834.00
C. Deductions from Gross Operating Revenue		
1. Contractual Adjustments	\$1,807,335.00	\$1,972,157.00
2. Provision for Charity Care	\$0.00	\$0.00
3. Provisions for Bad Debt	\$10,819.00	\$11,806.00
Total Deductions	\$1,818,154.00	\$1,983,963.00

NET OPERATING REVENUE

\$6,111,525.00

\$6,668,871.00

PROJECTED DATA CHART

- Total Facility
- Project Only

Give information for the *two (2)* years following the completion of this proposal.

	Year 1	Year 2
	<u>2025</u>	<u>2026</u>
A. Utilization Data		
Specify Unit of Measure <u>Patients</u>	<u>1631</u>	<u>1780</u>
B. Revenue from Services to Patients		
1. Inpatient Services	<u>\$0.00</u>	<u>\$0.00</u>
2. Outpatient Services	<u>\$7,929,679.00</u>	<u>\$8,652,834.00</u>
3. Emergency Services	<u>\$0.00</u>	<u>\$0.00</u>
4. Other Operating Revenue (Specify) _____	<u>\$0.00</u>	<u>\$0.00</u>
Gross Operating Revenue	<u>\$7,929,679.00</u>	<u>\$8,652,834.00</u>
C. Deductions from Gross Operating Revenue		
1. Contractual Adjustments	<u>\$1,807,335.00</u>	<u>\$1,972,157.00</u>
2. Provision for Charity Care	<u>\$0.00</u>	<u>\$0.00</u>
3. Provisions for Bad Debt	<u>\$10,819.00</u>	<u>\$11,806.00</u>
Total Deductions	<u>\$1,818,154.00</u>	<u>\$1,983,963.00</u>
NET OPERATING REVENUE	<u>\$6,111,525.00</u>	<u>\$6,668,871.00</u>

7C. Please identify the project’s average gross charge, average deduction from operating revenue, and average net charge using information from the Historical and Projected Data Charts of the proposed project.

Project Only Chart

	Previous Year to Most Recent Year	Most Recent Year	Year One	Year Two	% Change (Current Year to Year 2)
Gross Charge (<i>Gross Operating Revenue/Utilization Data</i>)	\$0.00	\$0.00	\$4,861.85	\$4,861.14	0.00
Deduction from Revenue (<i>Total Deductions/Utilization Data</i>)	\$0.00	\$0.00	\$1,114.75	\$1,114.59	0.00
Average Net Charge (<i>Net Operating Revenue/Utilization Data</i>)	\$0.00	\$0.00	\$3,747.10	\$3,746.56	0.00

8C. Provide the proposed charges for the project and discuss any adjustment to current charges that will result from the implementation of the proposal. Additionally, describe the anticipated revenue from the project and the impact on existing patient charges.

RESPONSE:

TQC does not anticipate any adjustments to its current charges due to the implementation of its proposed project.

9C. Compare the proposed project charges to those of similar facilities/services in the service area/adjoining services areas, or to proposed charges of recently approved Certificates of Need.

If applicable, compare the proposed charges of the project to the current Medicare allowable fee schedule by common procedure terminology (CPT) code(s).

RESPONSE:

Please see Attachment 8C, which lists the charge per visit from 2023 JARs for HHAs in the proposed service area. The charges are segmented by each type of home health service listed on TQC’s HHA license, which is available in Attachment 3Q. While the charge per visit for each service TQC offers is slightly higher than the average charge per visit across providers in the service area, it should be noted that, compared to TQC, multiple service area providers did not report either some or all charges per visit to the Tennessee Department of Health. Thus, the average charge per visit for some service area providers may be underestimated. For example, 40 out of the 72 licensed providers listed – nearly half – did not report charges for home health aide services; further, 34 out of the 72 providers listed did not report charges for Medical Social Services. Importantly, TQC is focused on delivering patient-centered, comprehensive care that is both cost-effective and high quality.

10C. Report the estimated gross operating revenue dollar amount and percentage of project gross operating revenue anticipated by payor classification for the first and second year of the project by completing the table below.

If applicable, compare the proposed charges of the project to the current Medicare allowable fee schedule by common procedure terminology (CPT) code(s).

**Applicant’s Projected Payor Mix
Project Only Chart**

Payor Source	Year-2025		Year-2026	
	Gross Operating Revenue	% of Total	Gross Operating Revenue	% of Total
Medicare/Medicare Managed Care	\$5,250,658.00	66.22	\$5,729,497.00	66.22
TennCare/Medicaid	\$1,421,927.00	17.93	\$1,551,601.00	17.93
Commercial/Other Managed Care	\$485,869.00	6.13	\$530,178.00	6.13
Self-Pay	\$15,142.00	0.19	\$16,523.00	0.19
Other(Specify)	\$756,083.00	9.53	\$825,035.00	9.53
Total	\$7,929,679.00	100%	\$8,652,834.00	100%
Charity Care	\$0.00		\$0.00	

**Needs to match Gross Operating Revenue Year One and Year Two on Projected Data Chart*

Discuss the project’s participation in state and federal revenue programs, including a description of the extent to which Medicare, TennCare/Medicaid, and medically indigent patients will be served by the project.

RESPONSE: Like TQC’s existing licensed Parsons parent office, TQC East will serve Medicare, TennCare/Medicaid, and medically indigent patients and will pursue all necessary certifications for doing so. TQC is committed to caring for patients in need of home health services regardless of their ability to pay. TQC is committed to caring for patients in need of home health services regardless of their ability to pay and, like Addus, is willing to dedicate a portion of its total revenue to furnish charity care to patients as needed.

QUALITY STANDARDS

1Q. Per PC 1043, Acts of 2016, any receiving a CON after July 1, 2016, must report annually using forms prescribed by the Agency concerning appropriate quality measures. Please attest that the applicant will submit an annual Quality Measure report when due.

- Yes
- No

2Q. The proposal shall provide health care that meets appropriate quality standards. Please address each of the following questions.

- Does the applicant commit to maintaining the staffing comparable to the staffing chart presented in its CON application?
 - Yes
 - No

- Does the applicant commit to obtaining and maintaining all applicable state licenses in good 3standing?
 - Yes
 - No

- Does the applicant commit to obtaining and maintaining TennCare and Medicare certification(s), if participation in such programs are indicated in the application?
 - Yes
 - No

3Q. Please complete the chart below on accreditation, certification, and licensure plans. Note: if the applicant does not plan to participate in these type of assessments, explain why since quality healthcare must be demonstrated.

Credential	Agency	Status (Active or Will Apply)	Provider Number or Certification Type
Licensure	<input checked="" type="checkbox"/> Health Facilities Commission/Licensure Division <input type="checkbox"/> Intellectual & Developmental Disabilities <input type="checkbox"/> Mental Health & Substance Abuse Services	Will Apply	Not applicable.
Certification	<input checked="" type="checkbox"/> Medicare <input checked="" type="checkbox"/> TennCare/Medicaid <input type="checkbox"/> Other _____	Will Apply Will Apply	Not applicable. Not applicable.
Accreditation(s)	TJC - The Joint Commission	Will Apply	Not applicable.

4Q. If checked “TennCare/Medicaid” box, please list all Managed Care Organization’s currently or will be contracted.

- AMERIGROUP COMMUNITY CARE- East Tennessee
- AMERIGROUP COMMUNITY CARE - Middle Tennessee
- AMERIGROUP COMMUNITY CARE - West Tennessee
- BLUECARE - East Tennessee
- BLUECARE - Middle Tennessee
- BLUECARE - West Tennessee
- UnitedHealthcare Community Plan - East Tennessee
- UnitedHealthcare Community Plan - Middle Tennessee
- UnitedHealthcare Community Plan - West Tennessee
- TENNCARE SELECT HIGH - All
- TENNCARE SELECT LOW - All
- PACE
- KBB under DIDD waiver
- Others

Please Explain

RESPONSE: TQC is contracted with all applicable Managed Care Organizations that participate in TennCare, including Wellpoint (f/k/a Amerigroup), BlueCare, United Healthcare Community Plan, and TennCare Select. TQC has engaged in discussions with these MCOs regarding the proposed TQC East and TQC West projects and will work with these organizations during the transition to the proposed regional parent office structure.

5Q. Do you attest that you will submit a Quality Measure Report annually to verify the license, certification, and/or accreditation status of the applicant, if approved?

- Yes
- No

6Q. For an existing healthcare institution applying for a CON:

- Has it maintained substantial compliance with applicable federal and state regulation for the three years prior to the CON application. In the event of non-compliance, the nature of non-compliance and corrective action should be

discussed to include any of the following: suspension of admissions, civil monetary penalties, notice of 23-day or 90-day termination proceedings from Medicare/Medicaid/TennCare, revocation/denial of accreditation, or other similar actions and what measures the applicant has or will put into place to avoid similar findings in the future.

- Yes
- No
- N/A

- Has the entity been decertified within the prior three years? If yes, please explain in detail. (This provision shall not apply if a new, unrelated owner applies for a CON related to a previously decertified facility.)

- Yes
- No
- N/A

7Q. Respond to all of the following and for such occurrences, identify, explain, and provide documentation if occurred in last five (5) years.

Has any of the following:

- Any person(s) or entity with more than 5% ownership (direct or indirect) in the applicant (to include any entity in the chain of ownership for applicant);
- Any entity in which any person(s) or entity with more than 5% ownership (direct or indirect) in the applicant (to include any entity in the chain of ownership for applicant) has an ownership interest of more than 5%; and/or.

Been subject to any of the following:

- Final Order or Judgement in a state licensure action;
 - Yes
 - No
- Criminal fines in cases involving a Federal or State health care offense;
 - Yes
 - No
- Civil monetary penalties in cases involving a Federal or State health care offense;
 - Yes
 - No
- Administrative monetary penalties in cases involving a Federal or State health care offense;
 - Yes
 - No
- Agreement to pay civil or administrative monetary penalties to the federal government or any state in cases involving claims related to the provision of health care items and services;
 - Yes
 - No
- Suspension or termination of participation in Medicare or TennCare/Medicaid programs; and/or
 - Yes
 - No

- Is presently subject of/to an investigation, or party in any regulatory or criminal action of which you are aware.

Yes

No

8Q. Provide the project staffing for the project in Year 1 and compare to the current staffing for the most recent 12-month period, as appropriate. This can be reported using full-time equivalent (FTEs) positions for these positions.

Existing FTE not applicable (Enter year)

Position Classification	Existing FTEs(enter year)	Projected FTEs Year 1
A. Direct Patient Care Positions		
Registered Nurse	7.00	9.00
Licensed Practical Nurse	3.00	5.00
Physical Therapist	5.00	5.00
Occupational Therapist	2.00	2.00
Physical Therapy Assistant	9.00	9.00
Home Health Aide	1.00	1.00
Social Worker	0.00	0.00
Occupational Therapist Assistant	1.00	1.00
Speech Therapist	1.00	2.00
Total Direct Patient Care Positions	29	34

B. Non-Patient Care Positions		
Office Manager	3.00	3.00
Clinical Service Manager	3.00	3.00
Care Coordinator LPN	2.00	2.00
Care Coordinator RN	1.00	1.00
Executive Director	1.00	1.00
Total Non-Patient Care Positions	10	10
Total Employees (A+B)	39	44

C. Contractual Staff		
Contractual Staff Position	0.00	0.00
Total Staff (A+B+C)	39	44

DEVELOPMENT SCHEDULE

TCA §68-11-1609(c) provides that activity authorized by a Certificate of Need is valid for a period not to exceed three (3) years (for hospital and nursing home projects) or two (2) years (for all other projects) from the date of its issuance and after such time authorization expires; provided, that the Agency may, in granting the Certificate of Need, allow longer periods of validity for Certificate of Need for good cause shown. Subsequent to granting the Certificate of Need, the Agency may extend a Certificate of Need for a period upon application and good cause shown, accompanied by a non-refundable reasonable filing fee, as prescribed by rule. A Certificate of Need authorization which has been extended shall expire at the end of the extended time period. The decision whether to grant an extension is within the sole discretion of the Commission, and is not subject to review, reconsideration, or appeal.

- Complete the Project Completion Forecast Chart below. If the project will be completed in multiple phases, please identify the anticipated completion date for each phase.
- If the CON is granted and the project cannot be completed within the standard completion time period (3 years for hospital and nursing home projects and 2 years for all others), please document why an extended period should be approved and document the “good cause” for such an extension.

PROJECT COMPLETION FORECAST CHART

Assuming the Certificate of Need (CON) approval becomes the final HFC action on the date listed in Item 1 below, indicate the number of days from the HFC decision date to each phase of the completion forecast.

Phase	Days Required	Anticipated Date (Month/Year)
1. Initial HFC Decision Date		04/24/24
2. Building Construction Commenced		04/23/24
3. Construction 100% Complete (Approval for Occupancy)		04/23/24
4. Issuance of License	60	06/22/24
5. Issuance of Service	90	07/22/24
6. Final Project Report Form Submitted (Form HR0055)	180	10/20/24

Note: If litigation occurs, the completion forecast will be adjusted at the time of the final determination to reflect the actual issue date.

Hartsville Vidette

115 N. Castle Heights Ave.,
Ste. 206
Lebanon, TN 37087

Ad# 70889467

Bass, Berry & Sims
C/O Laura Bilbrey

150 Third Avenue South, Suite 2800

Chattanooga, TN 37201
Acct# 70078835

State of Tennessee
County of Trousdale ss

Joyce Taylor, in said county and state, being duly sworn, on her oath says that she is the Publisher of the Hartsville Vidette, a one-time weekly newspaper of general circulation published in Hartsville, and that the notice, a printed copy of which is hereto annexed, was published in said newspaper ONE (1) time which publication was made on


February 17, 2024

This legal notice was published online February 12, 2024 at www.lebanondemocrat.com/hartsville/ and www.publicnoticeads.com during the duration of the run dates listed.



-Publisher


Subscribed and sworn to before me this 17th day of February, 2024.



Notary Public, Putnam County
State of Tennessee

My commission expires 12/22/2026

AMOUNT DUE \$98.00



The Hartsville Vidette

Publication Name:

The Hartsville Vidette

Publication URL:

Publication City and State:

Hartsville, TN

Publication County:

Trousdale

Notice Popular Keyword Category:

Notice Keywords:

Notice Authentication Number:

202402150917283226409**1145529124**

Notice URL:

[Back](#)

Notice Publish Date:

Monday, February 12, 2024

Notice Content

NOTIFICATION OF INTENT TO APPLY FOR A

CERTIFICATE OF NEED

This is to provide official notice to the Health Facilities Commission and all interested parties, in accordance with T.C.A. §68-11-1601 et seq., and the Rules of the Health Facilities Commission, that Tennessee Valley Home Care, LLC, d/b/a Tennessee Quality Care – Home Health, a/an proposed home care organization owned by American Home Care, LLC with an ownership type of Limited Liability Company and to be managed by itself intends to file an application for a Certificate of Need for the establishment of a home care organization and the initiation of home health services in a 21-county service area that includes: Cheatham, Clay, Cumberland, Davidson, DeKalb, Fentress, Jackson, Macon, Maury, Montgomery, Overton, Pickett, Putnam, Robertson, Rutherford, Smith, Sumner, Trousdale, White, Williamson and Wilson Counties. Upon approval of this project, these 21 counties will be removed from the 51-county licensed service area of Tennessee Valley Home Care, LLC, d/b/a Tennessee Quality Care – Home Health (License No. 221), an existing home care organization located at 580 Tennessee Avenue, North, Parsons, Decatur County, Tennessee that is also owned by American Home Care, LLC. The address of the project will be 95 Signature Place, Lebanon, Wilson County, Tennessee, 37087. The estimated project cost will be \$735,500.

The anticipated date of filing the application is 03/01/2024.

The contact person for this project is Mr. Jeff Stofko who may be reached at Ascendiant Healthcare Advisors, Inc. – 1335 Environ Way, Chapel Hill, North Carolina, 27517 – Contact No. 919-403-3300.

The published Letter of Intent must contain the following statement pursuant to T.C.A. §68-11-1607 (c)(1). (A) Any healthcare institution wishing to oppose a Certificate of Need application must file a written notice with the Health Facilities Commission no later than fifteen (15) days before the regularly scheduled Health Facilities Commission meeting at which the application is originally scheduled; and (B) Any other person wishing to oppose the application may file a written objection with the Health Facilities Commission at or prior to the consideration of the application by the Commission, or may appear in person to express opposition. Written notice of opposition may be sent to: Health

Facilities Commission, Andrew Jackson Building, 9th Floor, 502 Deaderick Street, Nashville, TN 37243 or email at hsda.staff@tn.gov.

[Back](#)

CALENDAR

FROM PAGE A6

to resume in May at Trey Park, located at 265 Marlene St. in Hartsville.

The market will be open on the second Saturday of the summer months, including May 11, June 8 and July 13.

For more information, contact Elizabeth Combs at 615-374-5110.

COMMUNITY HELP CENTER

The Community Help Center of Trousdale County — located at 120 East McMurry Blvd. in Hartsville — is providing food boxes each week, from 10 a.m. until 4 p.m., from Monday through Thursday. For more information, call 615-374-2904.

VETERANS OF FOREIGN WARS MEET, GREET AND EAT

The James Cato Veterans of Foreign Wars Post 4842 meets on the first Tuesday of every month, with a meet, greet,

and eat at 6 p.m., followed by a meeting at 7 p.m. at the VFW Post, located at 209 East Main St. in Hartsville.

All men and women who served and received combat pay or hostile fire pay are eligible to be a part of the VFW.

For more information, contact Joe Pinkoski at 615-626-3390.

MEETINGS

The Trousdale County Budget and Finance

Committee will meet on Tuesday at 6 p.m. at the

Hartsville-Trousdale County Community Center, located at 301 East Main St. in Hartsville.

The Trousdale County Commission will hold a work session on Tuesday at 7 p.m. at the Hartsville-Trousdale County Community Center, located at 301 East Main St. in Hartsville.

FRED A. VAUGHT MEMORIAL LIBRARY

Tuesday

10 a.m. — Story time

Thursday

10 a.m. — Story time

TROUSDALE COUNTY SENIOR CENTER

Tuesday

9 a.m. — Sail exercise

10 a.m. — Chair volleyball

11 a.m. — Painting

Wednesday

9 a.m. — Line dancing

10 a.m. — Painting

11 a.m. — Bible study

Noon — Bingo

Thursday

Noon — Potluck

Friday

9 a.m. — Sail exercise

10 a.m. — Tai Chi

Visit us online:
www.hartsvillevidette.com

FOR SALE
Hartsville Cemetery Plots
(Section 2)
\$500 each or all 3 for \$1250.
615-319-8986

NOTIFICATION OF INTENT TO APPLY FOR A CERTIFICATE OF NEED

This is to provide official notice to the Health Facilities Commission and all interested parties, in accordance with T.C.A. §68-11-1601 et seq., and the Rules of the Health Facilities Commission, that Tennessee Valley Home Care, LLC, d/b/a Tennessee Quality Care — Home Health, a/an proposed home care organization owned by American Home Care, LLC with an ownership type of Limited Liability Company and to be managed by itself intends to file an application for a Certificate of Need for the establishment of a home care organization and the initiation of home health services in a 21-county service area that includes: Cheatham, Clay, Cumberland, Davidson, DeKalb, Fentress, Jackson, Macon, Maury, Montgomery, Overton, Pickett, Putnam, Robertson, Rutherford, Smith, Sumner, Trousdale, White, Williamson and Wilson Counties. Upon approval of this project, these 21 counties will be removed from the 51-county licensed service area of Tennessee Valley Home Care, LLC, d/b/a Tennessee Quality Care — Home Health (License No. 221), an existing home care organization located at 580 Tennessee Avenue, North, Parsons, Decatur County, Tennessee that is also owned by American Home Care, LLC. The address of the project will be 95 Signature Place, Lebanon, Wilson County, Tennessee, 37087. The estimated project cost will be \$735,500.

The anticipated date of filing the application is 03/01/2024.

The contact person for this project is Mr. Jeff Stofko who may be reached at Ascendent Healthcare Advisors, Inc. — 1335 Environ Way, Chapel Hill, North Carolina, 27517 — Contact No. 919-403-3300.

The published Letter of Intent must contain the following statement pursuant to T.C.A. §68-11-1607 (c)(1). (A) Any healthcare institution wishing to oppose a Certificate of Need application must file a written notice with the Health Facilities Commission no later than fifteen (15) days before the regularly scheduled Health Facilities Commission meeting at which the application is originally scheduled; and (B) Any other person wishing to oppose the application may file a written objection with the Health Facilities Commission at or prior to the consideration of the application by the Commission, or may appear in person to express opposition. Written notice of opposition may be sent to: Health Facilities Commission, Andrew Jackson Building, 9th Floor, 502 Deaderick Street, Nashville, TN 37243 or email at hsdastaff@tn.gov.

The Hartsville Vidette CLASSIFIED DEADLINE

WEDNESDAY - 3:00 PM

Contact Customer Service at 615-374-3556, Option 1 or classifieds@lebanondemocrat.com

Monday-Friday 7AM-3PM

Holidays Advance Deadlines 24 Hours

Lebanon Scrap Metal

We recycle all types of metal.

We sell recycled auto parts.

790 Cainsville Road

Lebanon, TN 37087

615-443-3808

VISIT US ONLINE

www.hartsvillevidette.com

PAXTON MEDIA GROUP

CLASSIFIED ADS

CALL 1-800-489-8032 TO PLACE YOUR AD IN PRINT AND ONLINE IN TENNESSEE

0100 ANNOUNCEMENTS

Become a Published Author. We want to Read Your Book! Dorrance Publishing-Trusted by Authors Since 1920 Book manuscript submissions currently being reviewed. Comprehensive Services: Consultation, Production, Promotion and Distribution Call for Your Free Author's Guide 1-844-923-3666 or visit dorranceinfo.com/tnpress (TnScan)

Choose EarthLink Fiber Internet for speeds up to 5 Gigs, no data caps, no throttling. Prices starting at \$54.95. Plus, a \$100 gift card when you make the switch. Call 1-855-481-3340 (TnScan)

DENTAL INSURANCE from Physicians Mutual Insurance Company. Coverage for 400 plus procedures. Real dental insurance - NOT just a discount plan. Do not wait! Call now! Get your FREE Dental Information Kit with all the details! 1-844-278-8285 www.dental50plus.com/tnpress #6258 (TnScan)

DIAGNOSED WITH LUNG CANCER? You may qualify for a substantial cash award - even with smoking history. NO obligation! We've recovered millions. Let us help! Call 24/7, 855-750-2678 (TnScan)

0100 ANNOUNCEMENTS

DIRECTV Sports Pack 3 Months on Us! Watch pro and college sports LIVE. Plus over 40 regional and specialty networks included. NFL, College Football, MLB, NBA, NHL, Golf and more. Some restrictions apply. Call DIRECTV 1-844-230-4803 (TnScan)

GET THE WORD OUT about your next auction! Save Time & \$\$\$! One Call For All. Your ad can appear in this newspaper + 98 other TN newspapers. For more info, contact this newspaper's classified dept. or call 931-624-8916. (TnScan)

HEARING AIDS!! High-quality rechargeable, powerful Audien hearing aids priced 90% less than competitors. Tiny and NEARLY INVISIBLE! 45-day money back guarantee! 844-357-2986 (TnScan)

Prepare for power outages today with a Generac Home Standby Generator. Act now to receive a FREE 7-Year warranty with qualifying purchase. Call 1-888-869-5542 today to schedule a free quote. It's not just a generator. It's a power move. (TnScan)

0100 ANNOUNCEMENTS

RECRUITING HEADACHES? WE CAN Help! Advertise your job opening in this newspaper + 98 newspapers across the state - One Call/Email for All! Contact our classified dept. or email bmoats@tnpress.com (TnScan)

TOP CASH PAID FOR OLD GUITARS! 1920-1980 Gibson, Martin, Fender, Gretsch, Epiphone, Guild, Mosrite, Rickenbacker, Prairie State, D'Angelico, Stromberg. And Gibson Mandolins / Banjos. 866-846-4260 (TnScan)

VIAGRA and CIALIS USERS! A cheaper alternative to high drugstore prices! 50 Pill Special - Only \$99! 100% guaranteed. CALL NOW: 866-974-1464 (TnScan)

YOUR LOW-COST ADVERTISING Solution! One call & your 25-word ad will appear in 99 Tennessee newspapers for \$275/wk or 46 Middle TN newspapers for \$120/wk. Call this newspaper's classified advertising dept. or go to www.tnpress.com/newspaper-networks (TnScan)

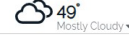
SAY HELLO! IN THE CLASSIFIEDS

START YOUR JOB SEARCH IN THE CLASSIFIEDS!

Find new opportunities in your local paper!



when you want the best of your community news, your newspaper has you covered.



Search...

News



Teams recognized photo 4

Updated 1 hr ago
Six members of the 2004 TCHS Boys' Basketball Team were in attendance at Monday nights basketball game, including Sammy Dunn, Coach Josh Ray, Trey Adams, Brennan Thurman, Daniel Kemp, Jesse Sullins, Michael Ford, Coach Dwight Bell and Coach Mike Potts, as the team finished as District Champ.

Teams recognized photo 3

Updated 1 hr ago

Teams recognized photo 2

Updated 1 hr ago

Teams recognized photo 1

Updated 1 hr ago

School menus

Feb 10, 2024

Trousdale County follows state voting trends

Feb 10, 2024

Sheriff's department alerts residents of gift card scams

Feb 10, 2024

Trousdale County High School basketball 2024 homecoming court

Feb 10, 2024

Southern raised with country flair

Feb 10, 2024

Spring is in the air

Feb 10, 2024

Click here for larger view

NOTIFICATION OF INTENT TO APPLY FOR A CERTIFICATE OF NEED

This is to provide official notice to the Health Facilities Commission and all interested parties, in accordance with T.C.A. §§8-11-1601 et seq., and the Rules of the Health Facilities Commission, that Tennessee Valley Home Care, LLC, db/a Tennessee Quality Care - Home Health, a/c proposed home care organization owned by American Home Care, LLC with an ownership type of Limited Liability Company and to be managed by itself intends to file an application for a Certificate of Need for the establishment of a home care organization and the initiation of home health services in a 21-county service area that includes: Cheatham, Clay, Cumberland, Davidson, DeKalb, Fentress, Jackson, Mason, Maury, Montgomery, Overton, Pickett, Putnam, Robertson, Humphreys, Smith, Sumner, Trousdale, White, Williamson and Wilson Counties. Upon approval of this project, these 21 counties will be removed from the 81-county licensed service area of Tennessee Valley Home Care, LLC, db/a Tennessee Quality Care - Home Health (License No. 221), an existing home care organization located at 580 Tennessee Avenue, North, Parsons, Decatur County, Tennessee that is also owned by American Home Care, LLC. The address of the project will be 95 Signature Place, Lebanon, Wilson County, Tennessee, 37087. The estimated project cost will be \$735,500.

The anticipated date of filing the application is 03/01/2024. The contact person for this project is Mr. Jeff Stokoe who may be reached at Ascendant Healthcare Advisors, Inc. - 1538 E. Iron Way, Chapel Hill, North Carolina, 27517 - Contact No. 919-403-3300.

The published Letter of Intent must contain the following statement pursuant to T.C.A. §88-11-1607 (d)(1). (A) Any healthcare institution wishing to oppose a Certificate of Need application must file a written notice with the Health Facilities Commission no later than fifteen (15) days before the regularly scheduled Health Facilities Commission meeting at which the application is originally scheduled; and (B) Any other person wishing to oppose the application may file a written objection with the Health Facilities Commission at or prior to the consideration of the application by the Commission, or may appear in person to express opposition. Written notice of opposition may be sent to: Health Facilities Commission, Andrew Jackson Building, 9th Floor, 802 Deaderick Street, Nashville, TN 37243 or email at hids.staff@tn.gov.

2/10


National News



How parental behavior during sporting events affect young athletes



Hot US inflation report stops Wall Street stocks rebound



Driving instructor introduces lessons on how to avoid potholes



Why some words will remain in our language and others won't

Sports



Teams recognized photo 4

Updated 1 hr ago
Six members of the 2004 TCHS Boys' Basketball Team were in attendance at Monday nights basketball game, including Sammy Dunn, Coach Josh Ray, Trey Adams, Brennan Thurman, Daniel Kemp, Jesse Sullins, Michael Ford, Coach Dwight Bell and Coach Mike Potts, as the team finished as District Champ.

Teams recognized photo 3

Updated 1 hr ago

Teams recognized photo 2

Updated 1 hr ago

Teams recognized photo 1

Updated 1 hr ago

Season ends for Jr. Jackets

Feb 10, 2024

Jackets come up short against Patriots

Feb 10, 2024

Today's e-Edition



Latest News

- Brim Hollow revisited (copy) (copy)
- Pleasures for Evermore
- School menus
- Trousdale County follows state voting trends
- Sheriff's department alerts residents of gift card scams
- Season ends for Jr. Jackets
- Jackets come up short against Patriots
- Lady Jackets pick up big district win

National Sports



Jonas Aidoo, No. 8 Tennessee shoot for sweep of Vandy



Jonas Aidoo, No. 8 Tennessee shoot for sweep of Vandy



Nebraska puts perfect Big Ten home mark on line vs. PSU



Top 25 roundup: No. 2 Purdue rallies past Minnesota

Opinion

Brim Hollow revisited (copy) (copy)

Updated 2 hrs ago

Pleasures for Evermore

Updated 1 hr ago

Most Popular

- New route to connect rural counties to Interstate 40
- Sheriff's department alerts residents of gift card scams
- Southern raised with country flair
- Trousdale County follows state voting trends
- The mayor of wrestling
- Trousdale County High School basketball 2024 homecoming court
- Spring is in the air
- Barry Wayne Woodard
- Looking Back
- Lady Jackets pick up big district win

SHOWCASE

Legal Ad 02-10-2024

NOTIFICATION OF INTENT TO APPLY FOR A CERTIFICATE OF NEED

This is to provide official notice to the Health Facilities Commission and all interested parties, in accordance with T.C.A. §68-11-1601 et seq., and the Rules of the Health Facilities Commission, that Tennessee Valley Home Care, LLC, d/b/a Tennessee Quality Care – Home Health, a/an proposed home care organization owned by American Home Care, LLC with an ownership type of Limited Liability Company and to be managed by itself intends to file an application for a Certificate of Need for the establishment of a home care organization and the initiation of home health services in a 21-county service area that includes: Cheatham, Clay, Cumberland, Davidson, DeKalb, Fentress, Jackson, Macon, Maury, Montgomery, Overton, Pickett, Putnam, Robertson, Rutherford, Smith, Sumner, Trousdale, White, Williamson and Wilson Counties. Upon approval of this project, these 21 counties will be removed from the 51-county licensed service area of Tennessee Valley Home Care, LLC, d/b/a Tennessee Quality Care – Home Health (License No. 221), an existing home care organization located at 580 Tennessee Avenue, North, Parsons, Decatur County, Tennessee that is also owned by American Home Care, LLC. The address of the project will be 95 Signature Place, Lebanon, Wilson County, Tennessee, 37087. The estimated project cost will be \$735,500.

The anticipated date of filing the application is 03/01/2024.

The contact person for this project is Mr. Jeff Stofko who may be reached at Ascendient Healthcare Advisors, Inc. – 1335 Environ Way, Chapel Hill, North Carolina, 27517 – Contact No. 919-403-3300.

The published Letter of Intent must contain the following statement pursuant to T.C.A. §68-11-1607 (c)(1). (A) Any healthcare institution wishing to oppose a Certificate of Need application must file a written notice with the Health Facilities Commission no later than fifteen (15) days before the regularly scheduled Health Facilities Commission meeting at which the application is originally scheduled; and (B) Any other person wishing to oppose the application may file a written objection with the Health Facilities Commission at or prior to the consideration of the application by the Commission, or may appear in person to express opposition. Written notice of opposition may be sent to:

Health Facilities Commission, Andrew Jackson Building, 9th Floor, 502 Deaderick Street, Nashville, TN 37243 or email at hsda.staff@tn.gov.

2/10

 Save

 Share

Details for Legal Ad 02-10-2024

Updated 14 mins ago

Ad details 



HartsvilleVidette.com

 For all subscriptions services [Click Here](#)

News

School menus

Feb 10, 2024

School menus for Trousdale County Elementary, Jim B. Satterfield Middle and Trousdale County High School for the week of Feb. 12-16 are as follows:

Trousdale County follows state voting trends

Feb 10, 2024

Sheriff's department alerts residents of gift card scams

Feb 10, 2024

Trousdale County High School basketball 2024 homecoming court

Feb 10, 2024

Southern raised with country flair

Feb 10, 2024

Spring is in the air

Feb 10, 2024

Community calendar

Updated Feb 12, 2024

Elmore grabs rebound

Feb 10, 2024


Gregory shoots

Feb 10, 2024

Ribbon cutting photo

Updated Feb 9, 2024

National News




'Rat boot' makes debut at New York Fashion Week



Sculptors use 27 tons of snow to create massive embryo



5 Marvelous, Historic Sporting Venues in the Paris Olympics



Water discovered on surface of asteroid for first time ever

Sports

Season ends for Jr. Jackets

Feb 10, 2024

The Satterfield Middle School boys' basketball team saw its season come to a close on Feb. 1 with a 45-40 loss to the Community Vikings in the semi-finals of the James C. Haile State Tournament in Murfreesboro.

Jackets come up short against Patriots

Feb 10, 2024

NOTIFICATION OF INTENT TO APPLY FOR A CERTIFICATE OF NEED

This is to provide official notice to the Health Facilities Commission and all interested parties, in accordance with T.C.A. §68-11-1601 et seq., and the Rules of the Health Facilities Commission, that Tennessee Valley Home Care, LLC, d/b/a Tennessee Quality Care – Home Health, a/an proposed home care organization owned by American Home Care, LLC with an ownership type of Limited Liability Company and to be managed by itself intends to file an application for a Certificate of Need for the establishment of a home care organization and the initiation of home health services in a 21-county service area that includes: Cheatham, Clay, Cumberland, Davidson, DeKalb, Fentress, Jackson, Macon, Maury, Montgomery, Overton, Pickett, Putnam, Robertson, Rutherford, Smith, Sumner, Trousdale, White, Williamson and Wilson Counties. Upon approval of this project, these 21 counties will be removed from the 51-county licensed service area of Tennessee Valley Home Care, LLC, d/b/a Tennessee Quality Care – Home Health (License No. 221), an existing home care organization located at 580 Tennessee Avenue, North, Parsons, Decatur County, Tennessee that is also owned by American Home Care, LLC. The address of the project will be 95 Signature Place, Lebanon, Wilson County, Tennessee, 37087. The estimated project cost will be \$735,500.

The anticipated date of filing the application is 03/01/2024.

The contact person for this project is Mr. Jeff Stofko who may be reached at Ascendent Healthcare Advisors, Inc. – 1335 Environ Way, Chapel Hill, North Carolina, 27517 – Contact No. 919-403-3300.

The published Letter of Intent must contain the following statement pursuant to T.C.A. §68-11-1607 (c)(1). (A) Any healthcare institution wishing to oppose a Certificate of Need application must file a written notice with the Health Facilities Commission no later than fifteen (15) days before the regularly scheduled Health Facilities Commission meeting at which the application is

Health Facilities Commission meeting at which the application is originally scheduled; and (B) Any other person wishing to oppose the application may file a written objection with the Health Facilities Commission at or prior to the consideration of the application by the Commission, or may appear in person to express opposition. Written notice of opposition may be sent to: Health Facilities Commission, Andrew Jackson Building, 9th Floor, 502 Deaderick Street, Nashville, TN 37243 or email at hsda.staff@tn.gov.

2/10

Today's e-Edition



Hartsville Vidette

17 hrs ago

Most Popular

Articles



- New route to connect rural counties to Interstate 40
- Sheriff's department alerts residents of gift card scams
- The mayor of wrestling
- Southern raised with country flair

Around The Web



From: Billbrey, Laura
Sent: Friday, February 2, 2024 4:00 PM
To: classifieds@lebanondemocrat.com
Cc: Smith, Page M
Subject: Hartsville Vidette - legal notice for publication
Attachments: 2024.02.02 Letter to Hartsville Vidette.pdf; PUBLICATION OF INTENT - Tennessee Quality Care (Lebanon)(37259891).docx

Attached are a cover letter and a legal notice for publication in the Saturday, February 10, 2024 print edition of your newspaper. Please respond to this message to confirm receipt of this email and to confirm that the notice can run on the desired date. Also, please let me know if I need to contact you to arrange for prepayment.

I can be reached by email or phone at [REDACTED] if you have any questions. Thank you for your assistance.

BASS BERRY + SIMS

Laura Billbrey
Paralegal

Bass, Berry & Sims PLC
150 Third Avenue South, Suite 2800 • Nashville, TN 37201
[REDACTED] phone • [REDACTED] fax
[REDACTED] [@bassberry.com](mailto:[REDACTED]@bassberry.com) • www.bassberry.com

Laura G. Bilbrey, Paralegal
[REDACTED]
[REDACTED]@bassberry.com

February 2, 2024

Hartsville Vidette
classifieds@lebanondemocrat.com
115 N. Castle Heights Ave., Suite 206
Lebanon, TN 37087

Re: *Legal Notice for Publication*

Dear Sir or Madam:

The attached legal notice must be published as a display ad for one day in the February 10, 2024 print edition of your newspaper in the legal notices section, per directions on the face of the notice. It must be published in a space no smaller than two (2) columns by two (2) inches, or larger, no later than that date. If 2 x 2 is not available, publish it in any format that is a minimum of four (4) column inches, with a border if possible.

Proof of publication should be mailed or emailed to me at the letterhead address, as soon as possible after publication, in time for me to receive it by the 15th of the month. Please call or email me upon receipt of this transmission, to confirm receipt and that the legal notice will be published on the requested date. Also, please send the billing for this notice to me. Thank you very much for your assistance.

Sincerely,



Laura G. Bilbrey
Paralegal

37228306.1

PUBLICATION OF INTENT

The following shall be published in the “Legal Notices” section of the newspaper in a space no smaller than two (2) columns by two (2) inches.

NOTIFICATION OF INTENT TO APPLY FOR A CERTIFICATE OF NEED

This is to provide official notice to the Health Facilities Commission and all interested parties, in accordance with T.C.A. §68-11-1601 et seq., and the Rules of the Health Facilities Commission, that Tennessee Valley Home Care, LLC, d/b/a Tennessee Quality Care – Home Health, a/an proposed home care organization owned by American Home Care, LLC with an ownership type of Limited Liability Company and to be managed by itself intends to file an application for a Certificate of Need for the establishment of a home care organization and the initiation of home health services in a 21-county service area that includes: Cheatham, Clay, Cumberland, Davidson, DeKalb, Fentress, Jackson, Macon, Maury, Montgomery, Overton, Pickett, Putnam, Robertson, Rutherford, Smith, Sumner, Trousdale, White, Williamson and Wilson Counties. Upon approval of this project, these 21 counties will be removed from the 51-county licensed service area of Tennessee Valley Home Care, LLC, d/b/a Tennessee Quality Care – Home Health (License No. 221), an existing home care organization located at 580 Tennessee Avenue, North, Parsons, Decatur County, Tennessee that is also owned by American Home Care, LLC. The address of the project will be 95 Signature Place, Lebanon, Wilson County, Tennessee, 37087. The estimated project cost will be \$735,500.

The anticipated date of filing the application is 03/01/2024.

The contact person for this project is Mr. Jeff Stofko who may be reached at Ascendent Healthcare Advisors, Inc. – 1335 Environ Way, Chapel Hill, North Carolina, 27517 – Contact No. 919-403-3300.

The published Letter of Intent must contain the following statement pursuant to T.C.A. §68-11-1607 (c)(1). (A) Any healthcare institution wishing to oppose a Certificate of Need application must file a written notice with the Health Facilities Commission no later than fifteen (15) days before the regularly scheduled Health Facilities Commission meeting at which the application is originally scheduled; and (B) Any other person wishing to oppose the application may file a written objection with the Health Facilities Commission at or prior to the consideration of the application by the Commission, or may appear in person to express opposition. Written notice of opposition may be sent to: Health Facilities Commission, Andrew Jackson Building, 9th Floor, 502 Deaderick Street, Nashville, TN 37243 or email at hsda.staff@tn.gov.

From: Lori Colson <classifieds@Lebanondemocrat.com>
Sent: Monday, February 5, 2024 10:08 AM
To: Bilbrey, Laura
Cc: Smith, Page M
Subject: Re: Hartsville Vidette - legal notice for publication
Attachments: Bass Berry.pdf

Good morning.

I have received and scheduled your legal ad to run once (2/10) in the Hartsville Vidette as requested.

Ad copy attached for review.

Class Liner Ad #70883875 Summary:

Slug Line: NOTIFICATION OF INTENT TO APPL
Size: 2.00 x 5.44

Publication Cost \$98.00
Adjustments \$0.00
Net Cost \$98.00
Prepaid Amount \$0.00
Amount Due \$98.00

Order Detail:

Publication	Start	Stop	Insertions	Cost	Adjustments	Total
118HVE1 Hartsville Vidette	2/10/24	2/10/24	1	98.00	0.00	98.00

Thank You,
Lori Colson
Herald-Citizen/Lebanon Democrat/Mt. Juliet News/Hartsville Vidette/Macon County Times
931-526-9715
Direct Line: 931-342-1576
Lori.colson@herald-citizen.com

From: Bilbrey, Laura <[REDACTED]@bassberry.com>
Sent: Friday, February 2, 2024 3:59 PM
To: Lori Colson <classifieds@lebanondemocrat.com>
Cc: Smith, Page M <page.smith@bassberry.com>
Subject: Hartsville Vidette - legal notice for publication

NOTIFICATION OF INTENT TO APPLY FOR A CERTIFICATE OF NEED

This is to provide official notice to the Health Facilities Commission and all interested parties, in accordance with T.C.A. §68-11-1601 et seq., and the Rules of the Health Facilities Commission, that Tennessee Valley Home Care, LLC, d/b/a Tennessee Quality Care – Home Health, a/an proposed home care organization owned by American Home Care, LLC with an ownership type of Limited Liability Company and to be managed by itself intends to file an application for a Certificate of Need for the establishment of a home care organization and the initiation of home health services in a 21-county service area that includes: Cheatham, Clay, Cumberland, Davidson, DeKalb, Fentress, Jackson, Macon, Maury, Montgomery, Overton, Pickett, Putnam, Robertson, Rutherford, Smith, Sumner, Trousdale, White, Williamson and Wilson Counties. Upon approval of this project, these 21 counties will be removed from the 51-county licensed service area of Tennessee Valley Home Care, LLC, d/b/a Tennessee Quality Care – Home Health (License No. 221), an existing home care organization located at 580 Tennessee Avenue, North, Parsons, Decatur County, Tennessee that is also owned by American Home Care, LLC. The address of the project will be 95 Signature Place, Lebanon, Wilson County, Tennessee, 37087. The estimated project cost will be \$735,500.

The anticipated date of filing the application is 03/01/2024.

The contact person for this project is Mr. Jeff Stofko who may be reached at Ascendient Healthcare Advisors, Inc. – 1335 Environ Way, Chapel Hill, North Carolina, 27517 – Contact No. 919-403-3300.

The published Letter of Intent must contain the following statement pursuant to T.C.A. §68-11-1607 (c)(1). (A) Any healthcare institution wishing to oppose a Certificate of Need application must file a written notice with the Health Facilities Commission no later than fifteen (15) days before the regularly scheduled Health Facilities Commission meeting at which the application is originally scheduled; and (B) Any other person wishing to oppose the application may file a written objection with the Health Facilities Commission at or prior to the consideration of the application by the Commission, or may appear in person to express opposition. Written notice of opposition may be sent to: Health Facilities Commission, Andrew Jackson Building, 9th Floor, 502 Deaderick Street, Nashville, TN 37243 or email at hsda.staff@tn.gov.

From: Lori Colson <classifieds@Lebanondemocrat.com>
Sent: Thursday, February 8, 2024 11:44 AM
To: Bilbrey, Laura
Subject: Re: Hartsville Vidette - legal notice for publication

Yes, ma'am. I just rechecked and you are set to run Sat, Feb 10th in the Hartsville Vidette.

Thank You,
Lori Colson
Herald-Citizen/Lebanon Democrat/Mt. Juliet News/Hartsville Vidette/Macon County Times
931-526-9715
Direct Line: 931-342-1576
Lori.colson@herald-citizen.com

From: Bilbrey, Laura <[REDACTED]@bassberry.com>
Sent: Thursday, February 8, 2024 10:56 AM
To: Lori Colson <classifieds@Lebanondemocrat.com>
Subject: RE: Hartsville Vidette - legal notice for publication

CAUTION: This email originated from outside of the organization. Do not click links or open attachments unless you recognize the sender and know the content is safe.

Hi Lori! I am just writing to confirm that we are going to be published in the Saturday February 10 edition of the *Hartsville Vidette*. It is our only chance to get in that paper in our specified time frame, so the attorneys I work with said they'd appreciate me double-checking.

From: Lori Colson <classifieds@Lebanondemocrat.com>
Sent: Monday, February 5, 2024 11:06 AM
To: Bilbrey, Laura <[REDACTED]@bassberry.com>
Subject: Re: Hartsville Vidette - legal notice for publication

Of course I can change that.

I have attached the corrected copy to this email.

You are welcome to call and pay now or you can wait until we send an invoice at the end of the month.

Thank You,
Lori Colson
Herald-Citizen/Lebanon Democrat/Mt. Juliet News/Hartsville Vidette/Macon County Times
931-526-9715
Direct Line: 931-342-1576
Lori.colson@herald-citizen.com

From: Bilbrey, Laura <[REDACTED]@bassberry.com>
Sent: Monday, February 5, 2024 10:49 AM

From: Lori Colson <lori.colson@herald-citizen.com>
Sent: Monday, February 12, 2024 11:27 AM
To: Smith, Page M
Subject: Hartsville Vidette ad

Please call me at your earliest convenience regarding your ad that was supposed to run in the Hartsville Vidette.

Thank You,
Lori Colson
Herald-Citizen/Lebanon Democrat/Mt. Juliet News/Hartsville Vidette/Macon County Times
931-526-9715
Direct Line: 931-342-1576
Lori.colson@herald-citizen.com

STATE OF TENNESSEE
OFFICE OF THE
ATTORNEY GENERAL
PO BOX 20207
NASHVILLE, TENNESSEE 37202

January 26, 2009

Opinion No. 09-07

"The Tennessean" as a Newspaper of General Publication

QUESTION

Whether *The Tennessean* qualifies as a "newspaper" and/or "newspaper of general circulation" for the purposes of publication of official notices within the following Tennessee counties: Bedford, Benton, Cannon, Carroll, Cheatham, Clay, Coffee, Cumberland, Davidson, Decatur, Dekalb, Dickson, Fentress, Franklin, Giles, Grundy, Hamilton, Henry, Hickman, Humphreys, Houston, Jackson, Lawrence, Lewis, Lincoln, Macon, Marshall, Maury, Montgomery, Moore, Overton, Perry, Pickett, Putnam, Robertson, Rutherford, Smith, Stewart, Sumner, Trousdale, Warren, Wayne, White, Williamson, and Wilson.

OPINION

The Tennessean qualifies as a "newspaper" and/or "newspaper of general circulation" for the purposes of publication of official notices in all of the requested counties, with the exception of Decatur, Hamilton, Perry, and Stewart counties.

ANALYSIS

Tennessee statutes contain several references to the terms "newspaper" and "newspaper of general circulation,"¹ but these terms are only defined in the Election Code.² With respect to the statutes in which the terms "newspaper" or "newspaper of general circulation" are not defined, three criteria have been established in order for a publication to satisfy the requirements of those

¹ For example, *see* Tenn. Code Ann. §§ 4-13-302 and 5-8-507 (state and county government notices); Tenn. Code Ann. § 9-21-903 (notices of public bonds); and Tenn. Code Ann. § 40-12-105 (notices in grand jury proceedings).

² For any given election, each county's election commission determines in which paper(s) it may publish such notices consistent with the statutory factors for determining what qualifies as a "newspaper" or "newspaper of general circulation." Tenn. Code Ann. § 2-12-111. To meet the Election Code requirements the publication must bear a title or name, be regularly issued at least as frequently as once a week, for a definite price, and have a second-class mailing privilege. It must be not less than four pages, be published continuously during the immediately preceding one-year period, and be published for the dissemination of news of general interest. Finally, it must be circulated generally in the political subdivision in which it is published and in which notice is to be given. Tenn. Code Ann. § 2-1-104(a)(13).

various statutes. See Op. Tenn. Att'y Gen. 06-166 (November 9, 2006); Op. Tenn. Att'y Gen. 06-158 (October 9, 2006). First, the publication should be available in all parts of the county. Second, it should be published at least weekly. Third, it should contain news of general interest to the public. See Op. Tenn. Att'y Gen. 04-064 (April 15, 2004); Op. Tenn. Att'y Gen. 93-19 (March 11, 1993).

These criteria are supported by the case of *Cook v. McCullough*, 1989 WL 155926 (Tenn. Ct. App.), p.t.a. denied (1990). In that case, the Court of Appeals determined that *The Nashville Record* was a newspaper for purposes of publication of tax sale notices pursuant to Tenn. Code Ann. § 67-5-2502. The Court stated:

The Nashville Record is a 'newspaper' within the sense of the applicable statute. It is published weekly. It is intended for circulation among the general public. It contains matters of general interest. It is in the form of a newspaper.

Cook v. McCullough, 1989 WL 155926 at *7.

In connection with the issuance of this opinion, this Office has reviewed the May 22, 2008, issue of *The Tennessean* ("issue" or "the paper"). *The Tennessean* is in newspaper format with six (6) multi-page sections: front page, local news, sports, living, business/classifieds, and an advertisement insert. *The Tennessean* is published in Nashville daily, with a single copy price of seventy-five (\$0.75) cents on weekdays and Saturdays and one dollar and seventy-five cents (\$1.75) on Sundays. It is available by subscription for periods of four (4), twelve (12), twenty-six (26), or fifty-two (52) weeks. The paper is also distributed to subscribers through home delivery and by mail at "periodicals postage" rates.³ The paper does not state the publication's founding date but does indicate in the lower left hand corner of the front page that the May 22 issue is "Volume 104, No. 143." *The Tennessean* contains local, state, national, and international news. A sampling of the headlines found in the May 22 issue indicates that the paper contains matters of interest to the general public.

The last determining issue is whether the paper is available throughout each county as required by law. The analysis considers each county's size and population in relation to the number of single-copy purchase locations in each county. See Op. Tenn. Att'y Gen. 06-166 (November 9, 2006); Op. Tenn. Att'y Gen. 06-158 (October 9, 2006).

Assuming that the materials submitted to this office are accurate, it appears that *The Tennessean* is available for single-copy purchase in newspaper racks and in stores at multiple locations in the following counties: Bedford, Benton, Cannon, Cheatham, Coffee, Cumberland, Davidson, Dekalb, Fentress, Franklin, Giles, Grundy, Henry, Hickman, Humphreys, Houston, Lawrence, Macon, Marshall, Maury, Montgomery, Moore, Putnam, Robertson, Smith, Sumner, Trousdale, Warren, Wayne, Williamson, and Wilson. Thus, the newspaper is intended for

³ This Office has previously noted that "periodical postage" rate is the equivalent of "second class mailing privilege." See Op. Tenn. Att'y Gen. 04-011 (February 3, 2004) at n.1.

circulation among the general public, and based upon multiple single-copy locations, should be deemed to be available throughout these counties.

In Clay, Pickett, Overton, Carroll, Lincoln, Lewis, Jackson, and Stewart counties, the paper is available for single-copy purchase in only one city. Clay County has nine (9) single-copy purchase locations in the town of Celina. Clay County contains 236 square miles and has a population of only 7,976.⁴ Celina's population is 1,379. Pickett County has (11) single-copy purchase locations in the city of Byrdstown. Pickett County contains only 163 square miles and has a population of 4,945. Byrdstown has a population of 903. Because both Clay and Pickett counties are small in geographical size and population and contain only one incorporated municipality each, the number of single-copy purchase locations in these counties appears to be sufficient to justify the conclusion that the paper is available throughout both counties.

Overton County has twenty-nine (29) single-copy purchase locations, all of which are located in Livingston, Overton County's only municipality. Overton County encompasses 433 square miles and has a population of 20,118. Livingston's population is 3,498. Lincoln County is similarly large in geographic area, containing 570 square miles and boasting a population of 31,340. Its largest city, Fayetteville, has a population of 6,994. Lincoln County has thirty-eight (38) single-copy purchase locations, all but one of which are located in Fayetteville. White County has thirty-five (35) single-copy purchase locations, all but one of which is located in Sparta. Sparta's population is 4,599. White County covers 377 square miles and has a population of 26,066. Jackson County has eighteen (18) single-copy purchase locations in Gainesboro. Jackson County contains 309 square miles and has a population of 10,984. Gainesboro has a population of only 879. Lewis County has nine (9) single-copy purchase locations in the town of Hohenwald. Lewis County contains 282 square miles with a population of 11,367. Hohenwald's population is 3,754. Although each of these counties is geographically large, the relatively high number of single-copy purchase locations in the principal city of each of these counties likewise justifies the conclusion that *The Tennessean* is available throughout the counties of Overton, Lincoln, White, Jackson, and Lewis.

Carroll County is geographically large, containing 599 square miles, and has a population of 29,473. The county contains eleven (11) single-copy purchase locations: two (2) in Bruceton (pop. 1,554), five (5) in Huntington (pop. 4,349), and four (4) in McKenzie (pop. 5,295). Carroll County also contains five (5) other incorporated municipalities without a single-copy purchase location: Atwood, Clarksburg, Hollow Rock, McLemoresville, and Trezevant. Nevertheless, we conclude that *The Tennessean* qualifies as a "newspaper of general circulation" in Carroll County based upon the relatively wide dispersal of the eleven (11) single-copy purchase locations as described.

⁴ All population figures used in this opinion come from the Tennessee Blue Book. See <http://Tennessee.gov/sos/bluebook>.

The extremely limited availability of *The Tennessean* in Decatur, Hamilton, Perry, and Stewart Counties indicates that the paper is not available throughout any of these counties. Hamilton County contains only one (1) single-copy purchase location even though it covers 543 square miles and has a population of 307,896. This sole single-copy location does not ensure circulation throughout Hamilton County. Perry County also has only one (1) single-copy location. Perry County contains 415 square miles and has a population of 7,361. Similarly, Decatur County has two (2) single-copy locations, both of which are located in Parsons. Decatur County contains 333 square miles and has a total population of 11,731. Parsons is Decatur County's largest municipality with a population of 2,452 but is not the county-seat. Finally, Stewart County contains 458 square miles and a population of 12,370, but has only three (3) single-copy locations, all of which are located in Dover. Dover's population is 1,442. Even though Decatur, Perry, and Stewart counties are small in population, the extremely limited availability of single-copy locations means that the paper is not available throughout the county. In sum, this Office concludes that *The Tennessean* does not qualify as a "newspaper of general circulation" for the purposes of publication of official notices in Decatur, Hamilton, or Perry counties.

Based on the materials submitted with your request, this Office opines that *The Tennessean* meets the general and statutory definitions of "newspaper" and/or "newspaper of general circulation" for purposes of publication of official notices in all the requested counties with the exception of Decatur, Hamilton, Perry and Stewart counties.

ROBERT E. COOPER, JR.
Attorney General and Reporter

MICHAEL E. MOORE
Solicitor General

STEVEN A. HART
Special Counsel

Requested by:
The Honorable Joe M. Haynes
State Senator
5 Legislative Plaza
Nashville, Tennessee 37243

Attachment - Home Care Organizations

Home Health Agency, Hospice Agency (excluding Residential Hospice), identify the following by checking all that apply:

	Existing Licensed County	Parent Office County	Proposed Licensed County		Existing Licensed County	Parent Office County	Proposed Licensed County
Anderson	<input type="checkbox"/>	<input type="checkbox"/>	<input type="checkbox"/>	Lauderdale	<input type="checkbox"/>	<input type="checkbox"/>	<input type="checkbox"/>
Bedford	<input type="checkbox"/>	<input type="checkbox"/>	<input type="checkbox"/>	Lawrence	<input type="checkbox"/>	<input type="checkbox"/>	<input type="checkbox"/>
Benton	<input type="checkbox"/>	<input type="checkbox"/>	<input type="checkbox"/>	Lewis	<input type="checkbox"/>	<input type="checkbox"/>	<input type="checkbox"/>
Bledsoe	<input type="checkbox"/>	<input type="checkbox"/>	<input type="checkbox"/>	Lincoln	<input type="checkbox"/>	<input type="checkbox"/>	<input type="checkbox"/>
Blount	<input type="checkbox"/>	<input type="checkbox"/>	<input type="checkbox"/>	Loudon	<input type="checkbox"/>	<input type="checkbox"/>	<input type="checkbox"/>
Bradley	<input type="checkbox"/>	<input type="checkbox"/>	<input type="checkbox"/>	McMinn	<input type="checkbox"/>	<input type="checkbox"/>	<input type="checkbox"/>
Campbell	<input type="checkbox"/>	<input type="checkbox"/>	<input type="checkbox"/>	McNairy	<input type="checkbox"/>	<input type="checkbox"/>	<input type="checkbox"/>
Cannon	<input type="checkbox"/>	<input type="checkbox"/>	<input type="checkbox"/>	Macon	<input type="checkbox"/>	<input type="checkbox"/>	<input checked="" type="checkbox"/>
Carroll	<input type="checkbox"/>	<input type="checkbox"/>	<input type="checkbox"/>	Madison	<input type="checkbox"/>	<input type="checkbox"/>	<input type="checkbox"/>
Carter	<input type="checkbox"/>	<input type="checkbox"/>	<input type="checkbox"/>	Marion	<input type="checkbox"/>	<input type="checkbox"/>	<input type="checkbox"/>
Cheatham	<input type="checkbox"/>	<input type="checkbox"/>	<input checked="" type="checkbox"/>	Marshall	<input type="checkbox"/>	<input type="checkbox"/>	<input type="checkbox"/>
Chester	<input type="checkbox"/>	<input type="checkbox"/>	<input type="checkbox"/>	Maury	<input type="checkbox"/>	<input type="checkbox"/>	<input checked="" type="checkbox"/>
Claiborne	<input type="checkbox"/>	<input type="checkbox"/>	<input type="checkbox"/>	Meigs	<input type="checkbox"/>	<input type="checkbox"/>	<input type="checkbox"/>
Clay	<input type="checkbox"/>	<input type="checkbox"/>	<input checked="" type="checkbox"/>	Monroe	<input type="checkbox"/>	<input type="checkbox"/>	<input type="checkbox"/>
Cocke	<input type="checkbox"/>	<input type="checkbox"/>	<input type="checkbox"/>	Montgomery	<input type="checkbox"/>	<input type="checkbox"/>	<input checked="" type="checkbox"/>
Coffee	<input type="checkbox"/>	<input type="checkbox"/>	<input type="checkbox"/>	Moore	<input type="checkbox"/>	<input type="checkbox"/>	<input type="checkbox"/>
Crockett	<input type="checkbox"/>	<input type="checkbox"/>	<input type="checkbox"/>	Morgan	<input type="checkbox"/>	<input type="checkbox"/>	<input type="checkbox"/>
Cumberland	<input type="checkbox"/>	<input type="checkbox"/>	<input checked="" type="checkbox"/>	Obion	<input type="checkbox"/>	<input type="checkbox"/>	<input type="checkbox"/>
Davidson	<input type="checkbox"/>	<input type="checkbox"/>	<input checked="" type="checkbox"/>	Overton	<input type="checkbox"/>	<input type="checkbox"/>	<input checked="" type="checkbox"/>
Decatur	<input type="checkbox"/>	<input type="checkbox"/>	<input type="checkbox"/>	Perry	<input type="checkbox"/>	<input type="checkbox"/>	<input type="checkbox"/>
DeKalb	<input type="checkbox"/>	<input type="checkbox"/>	<input checked="" type="checkbox"/>	Pickett	<input type="checkbox"/>	<input type="checkbox"/>	<input checked="" type="checkbox"/>
Dickson	<input type="checkbox"/>	<input type="checkbox"/>	<input type="checkbox"/>	Polk	<input type="checkbox"/>	<input type="checkbox"/>	<input type="checkbox"/>
Dyer	<input type="checkbox"/>	<input type="checkbox"/>	<input type="checkbox"/>	Putnam	<input type="checkbox"/>	<input type="checkbox"/>	<input checked="" type="checkbox"/>
Fayette	<input type="checkbox"/>	<input type="checkbox"/>	<input type="checkbox"/>	Rhea	<input type="checkbox"/>	<input type="checkbox"/>	<input type="checkbox"/>
Fentress	<input type="checkbox"/>	<input type="checkbox"/>	<input checked="" type="checkbox"/>	Roane	<input type="checkbox"/>	<input type="checkbox"/>	<input type="checkbox"/>
Franklin	<input type="checkbox"/>	<input type="checkbox"/>	<input type="checkbox"/>	Robertson	<input type="checkbox"/>	<input type="checkbox"/>	<input checked="" type="checkbox"/>
Gibson	<input type="checkbox"/>	<input type="checkbox"/>	<input type="checkbox"/>	Rutherford	<input type="checkbox"/>	<input type="checkbox"/>	<input checked="" type="checkbox"/>
Giles	<input type="checkbox"/>	<input type="checkbox"/>	<input type="checkbox"/>	Scott	<input type="checkbox"/>	<input type="checkbox"/>	<input type="checkbox"/>
Grainger	<input type="checkbox"/>	<input type="checkbox"/>	<input type="checkbox"/>	Sequatchie	<input type="checkbox"/>	<input type="checkbox"/>	<input type="checkbox"/>
Greene	<input type="checkbox"/>	<input type="checkbox"/>	<input type="checkbox"/>	Sevier	<input type="checkbox"/>	<input type="checkbox"/>	<input type="checkbox"/>
Grundy	<input type="checkbox"/>	<input type="checkbox"/>	<input type="checkbox"/>	Shelby	<input type="checkbox"/>	<input type="checkbox"/>	<input type="checkbox"/>
Hamblen	<input type="checkbox"/>	<input type="checkbox"/>	<input type="checkbox"/>	Smith	<input type="checkbox"/>	<input type="checkbox"/>	<input checked="" type="checkbox"/>
Hamilton	<input type="checkbox"/>	<input type="checkbox"/>	<input type="checkbox"/>	Stewart	<input type="checkbox"/>	<input type="checkbox"/>	<input type="checkbox"/>
Hancock	<input type="checkbox"/>	<input type="checkbox"/>	<input type="checkbox"/>	Sullivan	<input type="checkbox"/>	<input type="checkbox"/>	<input type="checkbox"/>
Hardeman	<input type="checkbox"/>	<input type="checkbox"/>	<input type="checkbox"/>	Sumner	<input type="checkbox"/>	<input type="checkbox"/>	<input checked="" type="checkbox"/>
Hardin	<input type="checkbox"/>	<input type="checkbox"/>	<input type="checkbox"/>	Tipton	<input type="checkbox"/>	<input type="checkbox"/>	<input type="checkbox"/>
Hawkins	<input type="checkbox"/>	<input type="checkbox"/>	<input type="checkbox"/>	Trousdale	<input type="checkbox"/>	<input type="checkbox"/>	<input checked="" type="checkbox"/>
Haywood	<input type="checkbox"/>	<input type="checkbox"/>	<input type="checkbox"/>	Unicoi	<input type="checkbox"/>	<input type="checkbox"/>	<input type="checkbox"/>
Henderson	<input type="checkbox"/>	<input type="checkbox"/>	<input type="checkbox"/>	Union	<input type="checkbox"/>	<input type="checkbox"/>	<input type="checkbox"/>
Henry	<input type="checkbox"/>	<input type="checkbox"/>	<input type="checkbox"/>	Van Buren	<input type="checkbox"/>	<input type="checkbox"/>	<input type="checkbox"/>
Hickman	<input type="checkbox"/>	<input type="checkbox"/>	<input type="checkbox"/>	Warren	<input type="checkbox"/>	<input type="checkbox"/>	<input type="checkbox"/>
Houston	<input type="checkbox"/>	<input type="checkbox"/>	<input type="checkbox"/>	Washington	<input type="checkbox"/>	<input type="checkbox"/>	<input type="checkbox"/>
Humphreys	<input type="checkbox"/>	<input type="checkbox"/>	<input type="checkbox"/>	Wayne	<input type="checkbox"/>	<input type="checkbox"/>	<input type="checkbox"/>
Jackson	<input type="checkbox"/>	<input type="checkbox"/>	<input checked="" type="checkbox"/>	Weakley	<input type="checkbox"/>	<input type="checkbox"/>	<input type="checkbox"/>
Jefferson	<input type="checkbox"/>	<input type="checkbox"/>	<input type="checkbox"/>	White	<input type="checkbox"/>	<input type="checkbox"/>	<input checked="" type="checkbox"/>
Johnson	<input type="checkbox"/>	<input type="checkbox"/>	<input type="checkbox"/>	Williamson	<input type="checkbox"/>	<input type="checkbox"/>	<input checked="" type="checkbox"/>
Knox	<input type="checkbox"/>	<input type="checkbox"/>	<input type="checkbox"/>	Wilson	<input type="checkbox"/>	<input checked="" type="checkbox"/>	<input checked="" type="checkbox"/>
Lake	<input type="checkbox"/>	<input type="checkbox"/>	<input type="checkbox"/>				



Tre Hargett
Secretary of State

Division of Business Services
Department of State
State of Tennessee
312 Rosa L. Parks AVE, 6th FL
Nashville, TN 37243-1102

January 8, 2024

CAITLIN DALE
6303 COWBOYS WAY, SUITE 600
FRISCO, TX 75034

Request Type: Certificate of Existence/Authorization

Request #: 0563394

Issuance Date: 01/08/2024

Copies Requested: 1

Document Receipt

Receipt #: 008543689

Filing Fee: \$20.00

Payment-Credit Card - State Payment Center - CC #: 3865404389

\$20.00

Regarding: TENNESSEE VALLEY HOME CARE, LLC

Filing Type: Limited Liability Company - Domestic

Control #: 220256

Formation/Qualification Date: 09/18/1989

Date Formed: 09/18/1989

Status: Active

Formation Locale: TENNESSEE

Duration Term: Perpetual

Inactive Date:

Business County: WILLIAMSON COUNTY

CERTIFICATE OF EXISTENCE

I, Tre Hargett, Secretary of State of the State of Tennessee, do hereby certify that effective as of the issuance date noted above

TENNESSEE VALLEY HOME CARE, LLC

* is a Limited Liability Company duly formed under the law of this State with a date of incorporation and duration as given above;

* has paid all fees, interest, taxes and penalties owed to this State (as reflected in the records of the Secretary of State and the Department of Revenue) which affect the existence/authorization of the business;

* has filed the most recent annual report required with this office;

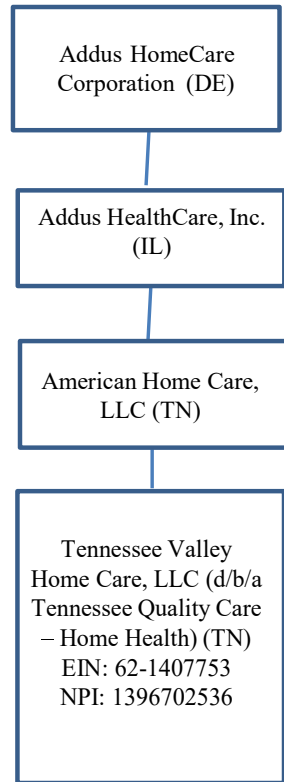
* has appointed a registered agent and registered office in this State;

* has not filed Articles of Dissolution or Articles of Termination. A decree of judicial dissolution has not been filed.

Tre Hargett
Secretary of State

Processed By: Cert Web User

Verification #: 064996129



LEASE AGREEMENT

THIS AGREEMENT, made and entered into this 1st day of June, 2023, by and between **Pembroke Holdings, LLC**, a Tennessee Limited Liability Company having offices in Wilson County, Tennessee (hereinafter referred to as “**Lessor**”), and **Tennessee Valley Home Care, LLC**, a Tennessee Limited Liability Company, located at 580 Tennessee Avenue North, Parsons, Tennessee 38363 (hereinafter referred to as “**Lessee**”).

WITNESSETH:

WHEREAS, Lessor owns certain real property situated at 95 Signature Place, Lebanon, Wilson County, Tennessee, of record in the Register’s Office for Wilson County, Tennessee, which real property includes the approximately 5,984 square feet of office space and common areas for sidewalks and parking (hereinafter referred to as the “**Premises**); and

WHEREAS, Lessor desires to lease to Lessee and Lessee desires to lease from Lessor the Premises; and

WHEREAS, Lessor and Lessee desire to enter into this Agreement to evidence the terms of said lease;

NOW, THEREFORE, for and in consideration payment of rent and fees by Lessee to Lessor as follows:

1. Rent of \$12.00 per square foot or seventy-one thousand eight hundred eight dollars (\$71,808.00) and HOA fees associated with the Premises, currently twelve thousand four hundred ninety-two dollars annually (\$12,492.00); paid in 12 equal installments, on the first day of each month this Agreement remains in effect; and
2. Annual property taxes associated with the Premises, currently estimated to be eight thousand two hundred seventy dollars annually (\$8,270.00) payable by January 15th of each year the lease is in effect; and

In further consideration of the covenants and conditions herein, the parties agree as follows:

3. The Lessor hereby lease, demise, and let to Lessee the “**Premises**,” together with a right of access common areas with others, all in accordance with the terms and conditions contained herein.
4. Lessee’s use of the Premises shall be limited solely to the operation of a home health and hospice company, and for other lawful purposes reasonable and necessarily related to the operation of said business.

5. Lessee shall keep Lessor currently informed of any hazardous materials, which it may bring onto the Premises, and Lessee shall remove any such hazardous materials from the Premises and refrain from bringing additional hazardous materials onto the Premises upon reasonable request from Lessor (in each case, except for the proper use of hazardous materials used in connection with the business).
6. Lessee shall in its use and occupancy of the Premises comply with all federal, state, and local laws, rules, regulations, ordinances and/or administrative orders, including, but not limited to, those relating to toxic or hazardous substances, solid or hazardous wastes, the pollution of any and all environmental media, and the release of threatened release of toxic or hazardous substances, contaminants or offensive matter and shall not create any condition which would be subject to redress or corrective action under the same rules or regulations.
7. Lessee shall control traffic problems, maintain a good general appearance of the Premises and Lessee's operation consistent with appearance standards maintained by the remainder of the Property.
8. Lessee acknowledges that now existing or future existing uses are domiciled on the property that Lessee's lease hold exist on and that there is a shared entrance and street serving said property. Lessee agrees to pay it's pro-rata share of any expenses related to the maintenance or modification of common entrance.
9. Lessee shall not permit any mechanic's lien to be placed upon the Premises or Property by reason of any labor, materials or other item furnished for or on behalf of Lessee. In the event any such lien is filed or recorded or notice of any lien is given, Lessee shall promptly discharge the same.
10. Lessee shall indemnify and hold harmless Lessor from and against any and all losses, demands, damages, costs, suits, administrative proceedings, actions, expenses (including reasonable attorney's fees and costs), judgments, fines, penalties and any other liabilities of any nature (whether involving personal injury or property damage), brought or had against Lessor, which result from, arise out of, or concern the operations of Lessee or its use, occupancy or possession of the Premises, whether or not resulting from a breach of any provision of this Agreement and whether or not caused by Lessee or other parties, or that may result from, arise out of or concern the operation of any contract or subcontract made by Lessee incident to this Agreement. Any obligation under this Section 11 or any other provision of the Agreement arising out of acts, omissions or condition occurring or existing prior to any expiration or termination of this Agreement shall survive said expiration or termination.
11. Notwithstanding any other provision of this Agreement, Lessee acknowledges that it has inspected the Premises, and that Lessor makes no representation or

warranty, express or implied, with respect to the condition or zoning of the Premises or Lessee's route of ingress and egress thereto and therefrom. Said use and occupancy of the Premises and its use of said route of ingress and egress shall be on an AS IS basis and Lessor shall not be liable for any condition thereof.

12. Lessee shall comply with all applicable worker's compensation statutes and be responsible for ensuring that all subcontractors and others doing business with Lessee comply there with. Lessee's worker's compensation insurance shall contain a waiver of subrogation against Lessor. Lessee shall also maintain with insurers satisfactory to Lessor during the term of this Agreement:
 - a. Employer's Liability Insurance in the amount of \$1,000,000 per occurrence. This insurance shall also contain a waiver of subrogation against Lessor.
 - b. Comprehensive Automobile Public Liability Insurance covering all owned, non-owned and hired vehicles with combined single limits of not less than \$5,000,000.
 - c. Comprehensive General Liability Insurance covering Lessee operations with combined single limits of not less than \$5,000,000.

Lessee shall provide Lessor with certificates evidencing the required coverage, including a confirmation that the policies include a specific contractual liability endorsement, and shall show Lessor as an additional insured, and contain a waiver of subrogation against Lessor. Such certificate or certificates shall also contain a statement by the insurer that it will give the certificate holder written notice at least thirty (30) days prior to any cancellation, or material alteration, change or endorsement, of any insurance required by this Agreement.

13. Lessee acknowledges that Lessor has the right to enter the Premises during normal business hours, without notice, to inspect the conditions of the Premises. Lessor acknowledges that such inspection shall be limited to visual inspection only and shall not unreasonably interfere with Lessee's operations.
14. Except as otherwise provided herein, this Agreement shall commence as of the effective date set forth herein, and continue for a term of 12 months thereafter. Unless Lessee gives notice to the Lessor of termination at least thirty (30) days prior to the expiration of the initial term or any renewal term as applicable, then this Agreement shall automatically renew for successive periods of the same duration up to a maximum of four renewal terms.
15. Notice hereunder shall be addressed to:

Lessor:

Pembroke Holdings, LLC
150 Public Square
Lebanon, TN 37087
Attn: Jack D. Lowery

Lessee:


Tennessee Valley Home Care, LLC
580 Tennessee Avenue North
Parsons, Tennessee 38363
Attn: Jason Bailey

Or to such other address or person as either party may have previously given to the other, in writing.


- 16. Upon termination or expiration of this Agreement, Lessee shall yield the Premises to Lessor in good condition and state of repair, ordinary wear and tear excepted.
- 17. Neither this Agreement nor any interest in the Premises shall be assigned or transferred by Lessee without the prior written consent of Lessor; provided, however, that such consent shall not be unreasonably withheld.
- 18. This Agreement represents the complete understanding between the parties hereto, and may be amended only by written instrument signed by both parties.
- 19. This Agreement shall be construed and governed in accordance with the laws of the State of Tennessee.

IN WITNESS WHEREOF, the parties hereto have caused this Agreement to be executed and delivered for and in their names by their duly authorized officers, all as of the day and year first above written.

Pembroke Holdings, LLC:

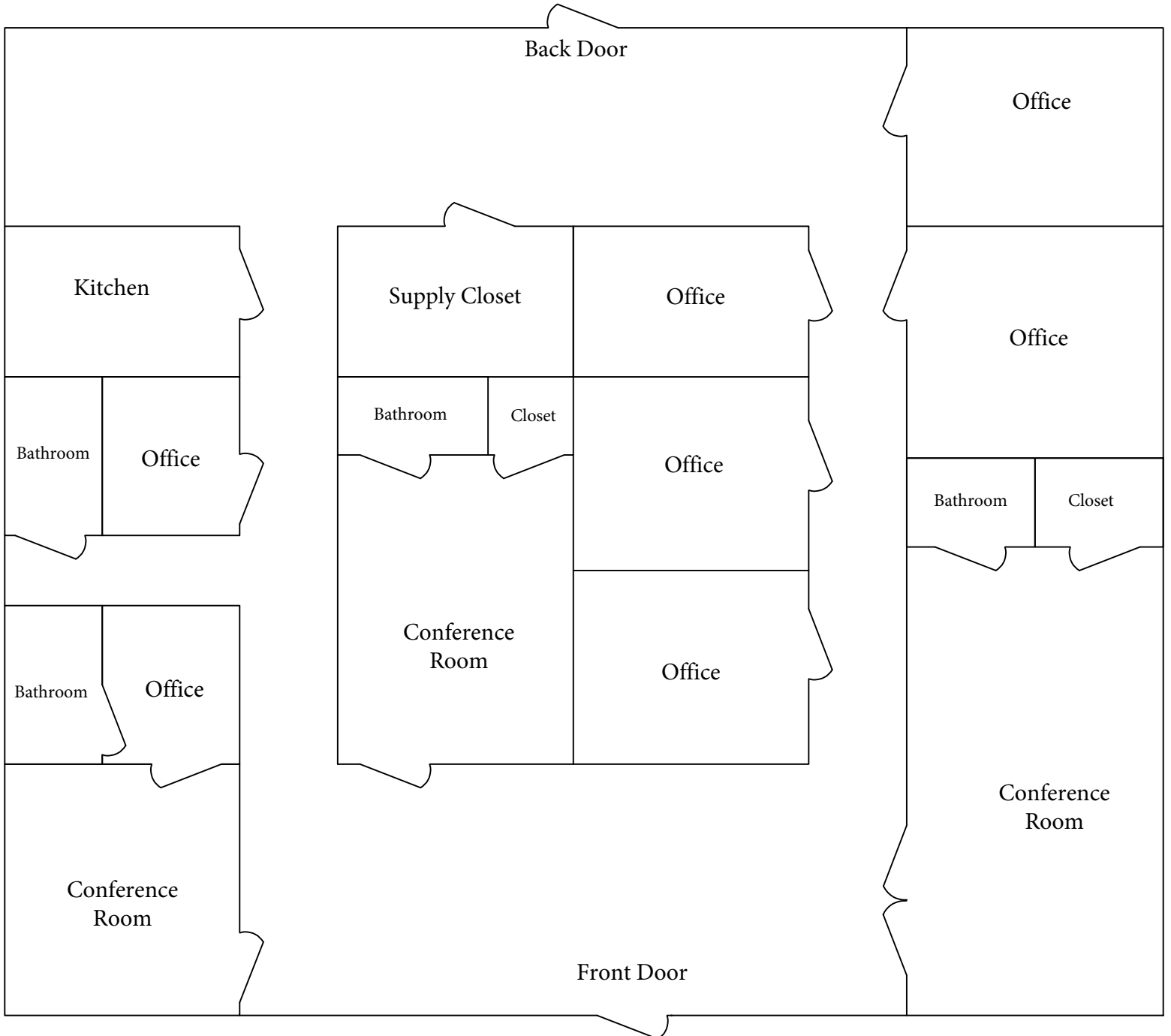
By: 
Date: JUNE 1, 2023

Tennessee Quality Care, LLC:

By: 
Date: 6.1.23

TQC Home Health Lebanon, TN
5,984 Sq Ft

95 Signature Place
Lebanon, TN 37087



FAMILYMEDICAL

ASSOCIATES & PEDIATRICS

February 29, 2024

Mr. Logan Grant
Executive Director
Tennessee Health Facilities Commission
502 Deaderick St., Andrew Jackson Building, 9th Floor
Nashville, TN 37243

**Re: Tennessee Valley Home Care, LLC d/b/a Tennessee Quality Care – Lebanon
Home Care CON Project**


Dear Mr. Grant,

My name is Richard Kincaid, and I am a primary care nurse practitioner practicing at Family Medical Associates & Pediatrics in Lebanon, Tennessee. I am writing to express my support for Tennessee Valley Home Care's ("Tennessee Quality Care") certificate of need application to establish a new parent home health agency in Lebanon.

I have seen first-hand the quality home health services that Tennessee Quality Care offers to patients in our community. I also know how critical and challenging it is for patients in rural areas to access necessary healthcare services. Tennessee Quality Care has the staff members and resources required to furnish home health and private duty nursing services that meet the complex care needs of our patients.

By establishing a new parent office in Lebanon, Tennessee Quality Care can better serve patients and healthcare providers in the service area. For these and other reasons, I urge the Health Facilities Commission to approve the project.

Sincerely,



Richard Kincaid, FNP-C



Phone
615-444-6203



Web
www.FamilyMedicalDocs.com



Email
info@familymedicaldocs.com

FAMILYMEDICAL

ASSOCIATES & PEDIATRICS

February 29, 2024

Mr. Logan Grant
Executive Director
Tennessee Health Facilities Commission
502 Deaderick St., Andrew Jackson Building, 9th Floor
Nashville, TN 37243

**Re: Tennessee Valley Home Care, LLC d/b/a Tennessee Quality Care – Lebanon
Home Care CON Project**

Dear Mr. Grant:


On behalf of my patients, I write this letter to express my strong support for Tennessee Quality Care's (TQC) proposed project to convert its existing Lebanon branch office location to a parent home care organization.

Through over 40 years of living and practicing as a family medicine physician in Lebanon, I am uniquely positioned to understand our community's healthcare needs. Our practice treats a wide range of patients suffering from a variety of health conditions, and, with all patients, we strive to deliver comprehensive, personalized care. We also know well the importance of preventive care in maximizing patients' overall health and wellness.

TQC is a critical partner to us as we seek to provide our patients access to a continuum of high quality care across settings. We frequently count on their attentive and dedicated staff to manage the long-term and complex medical conditions that many of our patients face. And, with our region's rapidly growing and aging patient population, maintaining access to TQC's home health services is more important than ever.

I look forward to continuing to work with TQC, and I urge the Health Facilities Commission to approve its certificate of need application to establish a new parent office location in Lebanon.

Sincerely,
Roger McKinney, M.D.



Phone
615-444-6203

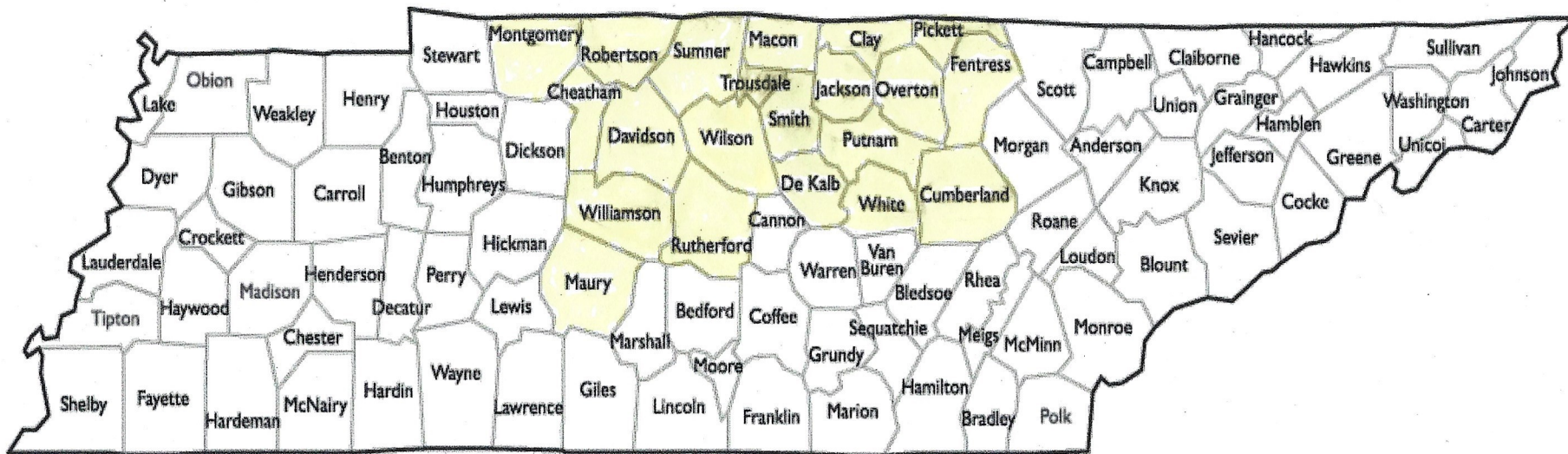


Web
www.FamilyMedicalDocs.com



Email
info@familymedicaldocs.com

TENNESSEE COUNTY MAP



Demographic Variable/ Geographic Area	Department of Health/Health Statistics							Census Bureau				TennCare	
	Total Population Current Year (2023)*	Total Population Projected Year (2027)	Total Population % Change	Target Population** Current Year (2023)	Target Population Projected Year (2027)	Target Population % Change	Target Population Projected Year as % of Total	Median Age^	Median Household Income	Person Below Poverty Level	Person Below Poverty Level as % of Total	TennCare Enrollees^^	TennCare Enrollees as % of Total
Cheatham	41,692	42,304	1.5%	7,365	8,293	12.6%	19.6%	40.9	\$77,014	3,542	8.6%	7,355	17.6%
Clay	7,655	7,659	0.1%	2,097	2,261	7.8%	29.5%	47.4	\$39,572	1,556	20.5%	2,164	28.3%
Cumberland	63,803	66,236	3.8%	21,874	24,019	9.8%	36.3%	52.6	\$56,002	8,617	14.0%	14,100	22.1%
Davidson	722,445	742,241	2.7%	98,327	106,767	8.6%	14.4%	34.7	\$71,863	99,370	14.0%	147,884	20.5%
DeKalb	21,305	21,862	2.6%	4,391	4,843	10.3%	22.2%	42.1	\$46,907	3,153	15.6%	5,858	27.5%
Fentress	18,962	19,135	0.8%	4,636	5,022	8.3%	26.2%	46.3	\$47,884	4,344	23.3%	6,405	33.8%
Jackson	12,013	12,152	1.2%	3,066	3,351	9.3%	27.6%	47.3	\$42,357	2,240	19.1%	3,162	26.3%
Macon	25,655	26,707	4.1%	4,450	4,907	10.3%	18.4%	39.1	\$51,215	3,729	14.7%	7,614	29.7%
Maury	104,474	110,559	5.8%	19,156	21,553	12.5%	19.5%	39.4	\$71,500	10,608	10.4%	21,831	20.9%
Montgomery	227,061	243,942	7.4%	23,975	27,584	15.1%	11.3%	31.4	\$67,890	24,898	11.2%	50,228	22.1%
Overton	22,968	23,414	1.9%	5,086	5,479	7.7%	23.4%	43.1	\$46,580	3,409	15.1%	5,549	24.2%
Pickett	5,005	4,932	-1.5%	1,525	1,605	5.2%	32.5%	51.1	\$44,317	812	16.1%	1,236	24.7%
Putnam	83,834	87,505	4.4%	15,307	16,976	10.9%	19.4%	36.3	\$54,371	15,310	19.1%	20,824	24.8%
Robertson	74,699	77,702	4.0%	12,672	14,395	13.6%	18.5%	39.4	\$74,440	6,670	9.1%	14,963	20.0%
Rutherford	363,690	396,434	9.0%	44,100	52,325	18.7%	13.2%	34.0	\$78,291	32,310	9.4%	69,993	19.2%
Smith	20,651	21,065	2.0%	3,879	4,327	11.5%	20.5%	40.5	\$57,677	2,524	12.6%	4,793	23.2%
Sumner	205,092	217,255	5.9%	36,251	40,980	13.0%	18.9%	39.8	\$81,883	14,763	7.5%	34,415	16.8%
Trousdale	11,742	12,067	2.8%	1,611	1,746	8.4%	14.5%	34.6	\$62,018	1,937	16.7%	2,239	19.1%
White	28,385	29,196	2.9%	6,319	6,901	9.2%	23.6%	43.0	\$48,220	4,497	16.4%	8,002	28.2%
Williamson	264,071	288,952	9.4%	40,172	47,379	17.9%	16.4%	40.0	\$125,943	10,205	4.1%	15,849	6.0%
Wilson	157,668	169,947	7.8%	27,360	31,601	15.5%	18.6%	40.0	\$89,462	10,735	7.2%	24,195	15.3%
Service Area Total	2,482,870	2,621,266	5.6%	383,619	432,314	12.7%	16.5%	37.1	\$77,509	265,229	11.1%	468,659	18.9%
State of TN Total	7,071,060	7,282,134	3.0%	1,290,989	1,413,040	9.5%	19.4%	38.9	\$64,035	920,862	13.3%	1,611,680	22.8%

* Most recent data set at time of proposal for current and projected Tennessee county estimates is for 2023 through 2027

** As noted in 3N-A, the target population of the proposed project is the service area population over the age of 65.

^ Median age information was gathered via American Consumer Survey (ACS) 5-Year Estimates Subject Tables, 2017-2022, accessed via <https://data.census.gov/>

^^ Most recent data set at time of drafting of proposal is from January 2024.

Item 5N - Service Area Historical Utilization

Home Health Agency (Service Area)*	Home County	State ID	2021	2022	2023	Total	% Change 2021-2023
Accentcare Home Health Of Nashville	Williamson	94074	1,910	0	1,788	3,698	-6.8%
Accentcare Home Health of Tennessee (Guardian Home Care of Nashville, LLC)	Hamilton	33083	N/A	1,536	0	1,536	N/A
Accredo Health Group, Inc.	Shelby	79456	64	78	85	227	24.7%
Adoration Home Health Mcminnville	Warren	89074	50	8	4	62	-1150.0%
Adoration Home Health Nashville South	Davidson	19724	646	507	479	1,632	-34.9%
Adoration Home Health, LLC	Davidson	19714	4,902	5,370	4,653	14,925	-5.4%
Advanced Nursing Solutions	Davidson	19754	22	24	27	73	18.5%
Amedisys Home Care	Franklin	26054	7	4	3	14	-133.3%
Amedisys Home Health	Davidson	19024	1,971	2,223	2,054	6,248	4.0%
Amedisys Home Health	Hamilton	33103	3	3	2	8	-50.0%
Amedisys Home Health	Overton	67024	1,920	1,978	2,137	6,035	10.2%
Amedisys Home Health	Rutherford	75054	815	893	962	2,670	15.3%
Amedisys Home Health Care	Knox	47202	0	1	0	1	N/A
Amedisys Home Health Care	Rutherford	75064	1,666	1,922	1,053	4,641	-58.2%
Amedisys Home Health Services	Davidson	19684	1,057	1,192	704	2,953	-50.1%
Amedisys Home Health**	Davidson	19674	1,841	2,057	2,090	5,988	11.9%
Ascension at Home Saint Thomas	Davidson	19854	668	949	474	2,091	-40.9%
Aveanna Home Health	Davidson	19694	1,765	1,744	1,569	5,078	-12.5%
Center Well Home Health (Kindred at Home)	Davidson	19084	771	501	621	1,893	-24.2%
CenterWell Home Health (Kindred at Home)	Knox	47042	0	541	0	541	N/A
CenterWell Home Health (Kindred at Home)	Wilson	95074	935	167	914	2,016	-2.3%
Clinch River Home Health	Anderson	01032	0	2	6	8	100.0%
Continuous Care Services, LLC	Davidson	19664	168	322	N/A	490	N/A
Cookeville Regional Home Health	Putnam	71014	1,081	954	824	2,859	-31.2%
Coram CVS Specialty Infusion Services	Williamson	19734	185	190	40	415	-362.5%
Coram CVS Specialty Infusion Services	Knox	47442	3	3	0	6	N/A
Covenant Homecare	Knox	47402	162	136	87	385	-86.2%
Cumberland River Homecare	Clay	14024	N/A	0	N/A	0	N/A
Deaconess Homecare	Wilson	95034	1,417	1,615	1,294	4,326	-9.5%
Deaconess Homecare	Lincoln	52024	34	25	6	65	-466.7%
Elk Valley Health Services, LLC	Davidson	19494	51	63	53	167	3.8%
Encompass Home Health of Tennessee^	Franklin	N/A	N/A	N/A	N/A	N/A	N/A
Enhabit Home Health	Franklin	26024	797	870	1,265	2,932	37.0%
Enhabit Home Health	Knox	47062	201	144	168	513	-19.6%
Henry County Medical Center Home Health	Henry	40075	0	0	0	0	N/A
Highpoint Homecare	Sumner	83114	827	874	664	2,365	-24.5%
Home Care Solutions	Davidson	19544	650	946	577	2,173	-12.7%
Home Health Care of Middle Tennessee, LLC	Davidson	19584	2,411	2,221	2,143	6,775	-12.5%
HomeCare Excellence, LLC	Wilson	95084	193	221	N/A	414	N/A
Homefirst Home Healthcare	Davidson	19614	443	441	926	1,810	52.2%
Homefirst Home Healthcare	Warren	89084	12	20	38	70	68.4%
Implanted Pump Management LLC	Knox	47452	10	10	9	29	-11.1%
Intrepid USA Healthcare Services	Davidson	19364	2	1	1	4	-100.0%
Intrepid USA Healthcare Services	Putnam	71084	189	149	131	469	-44.3%
Intrepid USA Healthcare Services	Warren	89064	226	196	188	610	-20.2%
Lifeline Home Health Care	Robertson	74064	478	775	616	1,869	22.4%
Maury Regional Home Services	Maury	60044	753	719	708	2,180	-6.4%
Maxim Healthcare Services Inc.	Williamson	94104	290	289	302	881	4.0%
NHC Homecare	Rutherford	75024	1,554	1,742	1,526	4,822	-1.8%
NHC Homecare Columbia	Maury	60024	384	568	612	1,564	37.3%
NHC Homecare Springfield	Robertson	74054	1,539	2,025	2,086	5,650	26.2%
Optum Infusion Services LLC	Williamson	79856	130	152	138	420	5.8%
Optum Womens and Childrens Health LLC	Shelby	79466	0	0	62	62	100.0%
Optum Womens and Childrens Health, LLC	Davidson	19654	135	113	N/A	248	N/A
Pentec Health, Inc.	Hamilton	19744	24	15	55	94	56.4%
Premiere Home Health, Inc.	Davidson	19374	95	121	N/A	216	N/A
Quality First Home Care	Maury	60084	281	216	207	704	-35.7%
Quality Home Health	Fentress	25044	2,104	2,207	2,317	6,628	9.2%
Quality Private Duty Care	Fentress	25034	365	315	127	807	-187.4%
Saint Thomas Home Health	Hickman	41034	51	43	28	122	-82.1%
Suncrest Home	Davidson	19324	2,254	2,144	1,745	6,143	-29.2%
Suncrest Home Health	Coffee	16034	570	624	524	1,718	-8.8%
Suncrest Home Health	DeKalb	21024	1,322	1,704	1,419	4,445	6.8%
Suncrest Home Health	Montgomery	63044	370	443	511	1,324	27.6%
Tennessee Quality Care - Home Health	Decatur	20045	365	630	900	1,895	59.4%
Tennova Home Health- Clarksville	Montgomery	63034	1,770	2,451	2,043	6,264	13.4%
Tristar Health at Home	Davidson	19504	912	568	509	1,989	-79.2%
Twelvestone Infusion Support	Davidson	75084	N/A	N/A	15	15	N/A
University of TN Medical Center Home Health Services	Hamblen	32122	0	0	0	0	N/A
Vanderbilt Community and Home Services LLC	Davidson	19394	35	40	58	133	39.7%
Vanderbilt HC Option Care IV Services	Davidson	19994	96	136	124	356	22.6%
Vanderbilt Home Care Services LLC	Davidson	19314	4,419	3,860	3,579	11,858	-23.5%
TOTAL			50,371	53,001	48,250	151,622	-4.4%

Source: Tennessee Department of Health, Joint Annual Reports (JARs), 2023-2021, accessed <https://apps.health.tn.gov/publicjars/default.aspx>.

* All agency names are listed as they appear in the 2023 JARs, which may be different than the name(s) displayed for the corresponding State ID for 2022 and/or 2021.

** While the Department of Health Licensure's list of home health agencies by county lists two separate agencies - "Amedisys Home Health (10 Ave)" and "Amedisys Home Health (Elm Hill Pike)," both agencies correspond to the same State ID, as can be seen through examination of the Street Address in tab "HHA_Sch_A" of the 2022 and 2021 JARs, respectively.

^ While listed in the Department of Health Licensure's list of home health agencies by county, does not appear in any JARs from 2021 through 2023.

**Table 6N-10R2: Projected Home Health Utilization: TQC East Counties
2022-2026**

County	2022	2023	2024	2025	2026
Cheatham	64	64	64	67	69
Clay	0	0	0	1	1
Cumberland	0	0	0	5	11
Davidson	433	436	439	476	513
DeKalb	1	1	1	3	4
Fentress	0	0	0	2	5
Jackson	0	0	0	1	2
Macon	10	10	10	12	13
Mauy	11	11	11	17	24
Montgomery	491	500	510	530	551
Overton	0	0	0	2	3
Pickett	0	0	0	0	1
Putnam	0	0	0	6	12
Robertson	60	61	61	66	71
Rutherford	14	14	15	29	44
Smith	24	24	24	26	27
Sumner	77	78	79	91	104
Trousdale	9	9	9	10	11
White	0	0	0	2	4
Williamson	74	76	78	90	103
Wilson	175	178	182	195	208
Total	1,443	1,464	1,484	1,631	1,780

Source (2022 data): Tennessee Department of Health, Joint Annual Reports (JARs), 2023, at <https://apps.health.tn.gov/publicjars/default.aspx>.

Home Health Agency	Home County	State ID	Home Health Aid Services (Charge Per Visit - Direct Only)	Medical Social Services (Charge Per Visit - Direct Only)	Occupational Therapy (Charge Per Visit - Direct Only)	Physical Therapy (Charge Per Visit - Direct Only)	Skilled Nursing Care (Charge Per Visit - Direct Only)	Speech Therapy (Charge Per Visit - Direct Only)
Accentcare Home Health Of Nashville	Williamson	94074	N/A	300	275	267	250	275
Accentcare Home Health of Tennessee	Hamilton	33083	N/A	300	275	267	250	275
Accredo Health Group, Inc.	Shelby	79456	N/A	N/A	N/A	N/A	N/A	N/A
Adoration Home Health Mcminnville	Warren	89074	95	225	195	195	180	195
Adoration Home Health Nashville South	Davidson	19724	95	225	195	195	180	195
Adoration Home Health, LLC	Davidson	19714	95	225	195	195	180	195
Advanced Nursing Solutions	Davidson	19754	N/A	N/A	N/A	N/A	N/A	N/A
Amedisys Home Care	Franklin	26054	N/A	N/A	N/A	N/A	N/A	N/A
Amedisys Home Health	Davidson	19024	N/A	N/A	N/A	N/A	N/A	N/A
Amedisys Home Health	Davidson	19674	N/A	N/A	N/A	N/A	N/A	N/A
Amedisys Home Health	Hamilton	33103	N/A	N/A	N/A	N/A	N/A	N/A
Amedisys Home Health	Overton	67024	N/A	N/A	N/A	N/A	N/A	N/A
Amedisys Home Health	Rutherford	75054	N/A	N/A	N/A	N/A	N/A	N/A
Amedisys Home Health Care	Knox	47202	N/A	N/A	N/A	N/A	N/A	N/A
Amedisys Home Health Care	Rutherford	75064	N/A	N/A	N/A	N/A	N/A	N/A
Amedisys Home Health Services	Davidson	19684	N/A	N/A	N/A	N/A	N/A	N/A
Ascension at Home Saint Thomas	Davidson	19854	95	195	225	225	175	225
Aveanna Home Health	Rutherford	19694	70	210	180	180	175	180
Center Well Home Health	Davidson	19084	N/A	N/A	N/A	N/A	N/A	N/A
CenterWell Home Health	Knox	47042	N/A	N/A	N/A	N/A	N/A	N/A
CenterWell Home Health	Wilson	95074	N/A	N/A	N/A	N/A	N/A	N/A
Clinch River Home Health	Anderson	01032	N/A	N/A	N/A	N/A	N/A	N/A
Continuous Care Services, LLC	Davidson	19664	N/A	N/A	N/A	N/A	N/A	N/A
Cookeville Regional Home Health	Putnam	71014	80	200	155	155	135	185
Coram CVS Specialty Infusion Services	Williamson	19734	N/A	N/A	N/A	N/A	N/A	N/A
Coram CVS Specialty Infusion Services	Knox	47442	N/A	N/A	N/A	N/A	N/A	N/A
Covenant Homecare	Knox	47402	100	250	250	250	200	250
Deaconess Homecare	Wilson	95034	36	121	89	98	88	120
Deaconess Homecare	Lincoln	52024	41	95	85	89	73	156
Elk Valley Health Services, LLC	Davidson	19494	N/A	N/A	N/A	N/A	N/A	N/A
Enhabit Home Health	Franklin	26024	0	0	0	0	0	0
Enhabit Home Health	Knox	47062	N/A	N/A	N/A	N/A	N/A	N/A
Henry County Medical Center Home Health	Henry	40075	110	253	215	235	205	176
Highpoint Homecare	Sumner	83114	N/A	135	98	92	79	187
Home Care Solutions	Davidson	19544	N/A	81	86	91	76	100
Home Health Care of Middle Tennessee, LLC	Davidson	19584	0	185	175	175	175	175
HomeCare Excellence, LLC	Wilson	95084	N/A	N/A	N/A	N/A	N/A	N/A
Homefirst Home Healthcare	Davidson	19614	N/A	N/A	N/A	N/A	N/A	N/A
Homefirst Home Healthcare	Warren	89084	N/A	N/A	N/A	N/A	N/A	N/A
Implanted Pump Management LLC	Knox	47452	N/A	N/A	N/A	N/A	N/A	N/A
Intrepid USA Healthcare Services	Davidson	19364	0	0	105	107	0	106
Intrepid USA Healthcare Services	Putnam	71084	22	0	105	107	46	0
Intrepid USA Healthcare Services	Warren	89064	22	125	105	107	46	106
Lifeline Home Health Care	Robertson	74064	N/A	86	115	94	75	155
Maury Regional Home Services	Maury	60044	85	280	180	175	170	195
Maxim Healthcare Services Inc.	Williamson	94104	N/A	N/A	N/A	N/A	N/A	N/A
NHC Homecare	Rutherford	75024	95	195	225	225	175	225
NHC Homecare Columbia	Maury	60024	95	195	225	225	175	225
NHC Homecare Springfield	Robertson	74054	95	195	225	225	175	225
Optum Infusion Services LLC	Williamson	79856	N/A	N/A	N/A	N/A	N/A	N/A
Optum Womens and Childrens Health LLC	Shelby	79466	N/A	N/A	N/A	N/A	N/A	N/A
Pentec Health, Inc.	Hamilton	19744	N/A	N/A	N/A	N/A	271	N/A
Quality First Home Care	Maury	60084	75	N/A	150	150	150	150
Quality Home Health	Fentress	25044	N/A	N/A	N/A	N/A	N/A	N/A
Quality Private Duty Care	Fentress	25034	N/A	N/A	N/A	N/A	N/A	N/A
Saint Thomas Home Health	Hickman	41034	101	290	225	225	191	225
Suncrest Home	Davidson	19324	N/A	108	89	84	78	124
Suncrest Home Health	Coffee	16034	39	86	92	87	82	135
Suncrest Home Health	DeKalb	21024	45	86	85	84	69	118
Suncrest Home Health	Montgomery	63044	N/A	88	74	92	68	94
Tennessee Quality Care - Home Health	Decatur	20045	100	250	220	210	170	230
Tennova Home Health- Clarksville	Montgomery	63034	69	80	72	80	59	129
Twelvestone Infusion Support	Davidson	75084	N/A	N/A	N/A	N/A	N/A	N/A
Tristar Healthcare at Home	Davidson	19504	0	250	250	250	250	250
University of TN Medical Center Home Health Services	Hamblen	32122	56	93	82	86	71	125
Vanderbilt Community and Home Services LLC	Davidson	19394	N/A	N/A	N/A	N/A	N/A	N/A
Vanderbilt HC Option Care IV Services	Davidson	19994	N/A	N/A	N/A	N/A	N/A	N/A
Vanderbilt Home Care Services LLC	Davidson	19314	49	161	113	117	112	112
Average			\$56	\$142	\$138	\$139	\$119	\$152

Source: Tennessee Department of Health, Joint Annual Reports (JARs), 2023, accessed <https://apps.health.tn.gov/publicjars/default.aspx>.

Home Health Agency	Home County	State ID	Home Health Aide Services		Medical Social Services		Occupational Therapy		Physical Therapy		Skilled Nursing Care		Speech Therapy		Totals					Revenue Per Patient	Revenue Per Visit
			Visits	Hours	Visits	Hours	Visits	Hours	Visits	Hours	Visits	Hours	Visits	Hours	Visits	Hours	Patients	Visits	Hours		
Accentcare Home Health Of Nashville	Williamson	94074	0	0	350	288	5568	4220	30519	20127	32249	15595	2295	1812	1803	70981	42042	880220	\$488.20	\$12.40	
Accentcare Home Health of Tennessee	Hamilton	33083	0	0	139	140	7970	5877	31527	22811	32048	19378	1896	1250	2559	73580	49456	915648	\$357.81	\$12.44	
Accredo Health Group, Inc.	Shelby	79456	0	0	0	0	0	0	0	0	0	0	0	0	233	741	0	275872	\$1,184.00	\$372.30	
Adoration Home Health Mcminville	Warren	89074	670	2049	7	0	707	0	8285	0	5112	0	92	0	812	14873	2049	2830545	\$3,485.89	\$190.31	
Adoration Home Health Nashville South	Davidson	19724	283	5721	30	0	612	0	4393	0	3688	39315	105	0	542	9111	45036	5088604	\$9,388.57	\$558.51	
Adoration Home Health, LLC	Davidson	19714	1099	11500	204	0	18810	0	86491	0	36766	119242	2619	0	7577	145989	130742	42084964	\$5,554.30	\$288.27	
Advanced Nursing Solutions	Davidson	19754	0	0	0	0	0	0	0	0	0	0	0	0	204	1119	2941	173479	\$850.39	\$155.03	
Amedysys Home Care	Franklin	26054	129	0	0	0	2977	0	14259	0	15321	0	1016	0	1346	33702	0	5018919	\$3,728.77	\$148.92	
Amedysys Home Health	Davidson	19024	268	0	483	0	6769	0	20570	0	13063	0	1476	0	2087	42629	0	8377626	\$4,014.20	\$196.52	
Amedysys Home Health	Davidson	19674	1	0	488	0	7327	0	25972	0	20481	0	4107	0	2763	58376	0	9644769	\$3,490.69	\$165.22	
Amedysys Home Health	Hamilton	33103	3327	0	3200	0	11307	0	50767	0	55265	0	2434	0	4496	126300	0	19153946	\$4,260.22	\$151.65	
Amedysys Home Health	Overton	67024	2084	0	1244	0	10310	0	28515	0	37746	0	934	0	2335	80833	0	11069422	\$4,740.65	\$136.94	
Amedysys Home Health	Rutherford	75054	0	0	125	0	2788	0	15175	0	9731	0	447	0	1163	28266	0	4453426	\$3,829.26	\$157.55	
Amedysys Home Health Care	Knox	47202	1871	0	1239	0	14195	0	43175	0	41718	0	4668	0	3552	106866	0	26235181	\$7,386.03	\$245.50	
Amedysys Home Health Care	Rutherford	75064	0	0	169	0	3759	0	16484	0	12851	0	2707	0	1454	35970	0	10230289	\$7,035.96	\$284.41	
Amedysys Home Health Services	Davidson	19684	0	0	199	0	2607	0	7251	0	4869	0	621	0	686	15547	0	4313290	\$6,287.59	\$277.44	
Ascension at Home Saint Thomas	Davidson	19854	1	0	28	0	1002	0	5026	0	3121	0	155	0	474	9333	0	1756686	\$3,706.09	\$188.22	
Aveanna Home Health	Rutherford	19694	17	0	176	0	6379	0	19673	0	10999	0	915	0	2010	38159	0	8104787	\$4,032.23	\$212.40	
Center Well Home Health	Davidson	19084	0	0	210	0	3234	0	9431	0	5945	0	853	0	627	19673	0	3935765	\$6,277.14	\$200.06	
CenterWell Home Health	Knox	47402	0	0	699	0	3947	0	24328	0	1443	0	1443	0	1679	48040	0	8384528	\$4,993.76	\$174.53	
CenterWell Home Health	Wilson	95074	0	0	261	0	2062	0	13008	0	9287	0	763	0	925	25361	0	4939500	\$5,340.00	\$194.77	
Clinch River Home Health	Anderson	01032	0	421639	0	0	0	0	0	2104	0	51247	0	0	404	0	474990	16794242	\$41,569.91	N/A	
Continuous Care Services, LLC	Davidson	19664	N/A	N/A	N/A	N/A	N/A	N/A	N/A	N/A	N/A	N/A	N/A	N/A	N/A	N/A	N/A	N/A	N/A	N/A	N/A
Cookeville Regional Home Health	Putnam	71014	47200	82490	39400	20600	13950	6045	748340	259935	645165	313148	12395	4625	957	1506450	686843	8470354	\$8,850.94	\$56.82	
Coram CVS Specialty Infusion Services	Williamson	19734	0	0	0	0	0	0	0	0	0	0	0	0	48	374	1948	108039	\$2,250.81	\$288.87	
Coram CVS Specialty Infusion Services	Knox	47442	0	0	0	0	0	0	0	0	0	0	0	0	41	432	2588	136707	\$3,334.32	\$316.45	
Covenant Homecare	Knox	47402	655	0	2683	0	7638	0	26180	0	35781	0	1440	0	5947	74377	0	23643123	\$3,975.64	\$317.88	
Deaconess Homecare	Wilson	95034	2624	2365	567	737	9191	20909	19882	20935	21545	2950	2626	1480	57958	56346	5303065	\$3,583.15	\$91.50		
Deaconess Homecare	Lincoln	52024	521	447	201	191	363	360	9489	11355	10187	11497	287	330	534	21048	24180	1571624	\$2,943.12	\$74.67	
Elk Valley Health Services, LLC	Davidson	19494	33722	229114	0	0	0	0	0	0	96486	975742	0	0	269	134317	1213823	25683094	\$95,476.19	\$191.21	
Enhabit Home Health	Franklin	26024	0	0	397	457	7985	7214	21713	20848	11634	11637	3076	3051	1938	44809	43207	7042808	\$3,634.06	\$157.17	
Enhabit Home Health	Knox	47062	6749	40929	114	105	7441	6839	18544	18872	36499	261528	506	581	1795	69853	328854	15708239	\$8,751.11	\$224.88	
Henry County Medical Center Home Health	Henry	40075	111	0	48	0	978	0	2971	0	3508	0	3	0	471	7619	0	1212074	\$2,573.41	\$159.09	
Highpoint Homecare	Sumner	83114	0	0	954	819	2830	5413	13694	11121	9466	9841	804	887	747	27748	28081	2210380	\$2,959.01	\$79.66	
Home Care Solutions	Davidson	19544	0	0	2324	2436	10851	10338	44056	43302	38854	39466	2486	2574	2476	98571	98116	7908876	\$3,194.21	\$80.24	
Home Health Care of Middle Tennessee, LLC	Davidson	19584	0	43256	136	0	9479	0	26833	0	10773	72717	1318	0	2271	48539	115973	13673031	\$6,020.71	\$281.69	
HomeCare Excellence, LLC	Wilson	95084	N/A	N/A	N/A	N/A	N/A	N/A	N/A	N/A	N/A	N/A	N/A	N/A	N/A	N/A	N/A	N/A	N/A	N/A	N/A
Homefirst Home Healthcare	Davidson	19614	1297	0	79	0	2532	0	8209	0	6359	0	135	0	937	18611	0	5676530	\$6,058.20	\$305.01	
Homefirst Home Healthcare	Warren	89084	467	0	12	0	7	0	2510	0	2355	0	4	0	300	5355	0	2084908	\$6,949.69	\$389.34	
Implanted Pump Management LLC	Knox	47452	0	0	0	0	0	0	0	0	0	0	0	0	46	115	115	17250	\$375.00	\$150.00	
Intrepid USA Healthcare Services	Davidson	19364	0	0	0	0	3	0	1	0	0	0	3	0	7	7	0	740	\$105.71	\$105.71	
Intrepid USA Healthcare Services	Putnam	71084	9	0	0	0	68	0	1171	0	2310	0	0	0	3558	3558	0	238875	\$67.14	\$67.14	
Intrepid USA Healthcare Services	Warren	89064	324	0	7	0	1245	0	6250	0	7769	0	98	0	15693	15693	0	1175240	\$74.89	\$74.89	
Lifeline Home Health Care	Robertson	74064	11	11	342	347	2650	2498	9829	8293	11391	10833	459	438	694	24682	22420	2186501	\$3,150.58	\$88.59	
Maury Regional Home Services	Maury	60044	306	256	107	70	2430	2163	7515	7596	7656	6150	669	636	18685	18685	16872	16870	\$0.90	\$0.90	
Maxim Healthcare Services Inc.	Williamson	94104	0	55815	0	0	0	0	0	0	15636	511671	0	0	345	15636	567486	30596776	\$88,686.31	\$1,956.82	
NHC Homecare	Rutherford	75024	129	0	125	0	4887	0	26001	0	21800	0	257	0	1958	53199	0	10035324	\$5,125.29	\$188.64	
NHC Homecare Columbia	Maury	60024	1489	1489	152	152	662	662	24311	24311	30607	30607	231	231	2215	57452	57452	10995272	\$4,964.01	\$191.38	
NHC Homecare Springfield	Robertson	74054	1094	1094	647	647	7662	7662	24706	24706	22667	22667	568	568	2086	57344	57344	9319009	\$4,467.41	\$162.51	
Optum Infusion Services LLC	Williamson	79856	0	0	0	0	0	0	0	0	0	0	0	0	219	1599	6047	289089	\$1,320.04	\$180.79	
Optum Womens and Childrens Health LLC	Shelby	79466	0	0	0	0	0	0	0	0	520	781	0	0	166	520	781	1251259	\$7,537.70	\$2,406.27	
Pentec Health, Inc.	Hamilton	19744	0	0	0	0	0	0	0	0	834	3545	0	0	191	834	3545	664488	\$3,478.99	\$796.75	
Quality First Home Care	Maury	60084	1617	59835	0	0	1942	0	7486	0	11072	68396	650	0	1137	22767	128463	8200449	\$7,212.36	\$360.19	
Quality Home Health	Fentress	25044	5120	182981	634	0	5663	0	26586	7	49532	155412	1605	0	4083	89140	339400	32254563	\$7,899.72	\$361.84	
Quality Private Duty Care	Fentress	25034	0	37057	0	0	0	0	0	0	0	556028	0	0	1026	0	2320161	114780072	\$11,871.42	N/A	
Saint Thomas Home Health	Hickman	41034	1	0	3	0	1377	0	1697	0	2721	0	83	0	267	5883	0	1721783	\$6,448.63	\$292.67	
Suncrest Home	Davidson	19324	0	0	1302	1240	10748	11447	35003	34512	25958	26239	1281	1335	1944	74292	74773	6962126	\$3,581.34	\$93.71	
Suncrest Home Health	Coffee	16034	272	267	825	963	3735	3667	22602	21423	18490	19136	1289	1202	1220	47213	46658	3795058	\$3,110.70	\$80.38	
Suncrest Home Health	DeKalb	21024	2083	1733	783	853	4720	5671	38711	33793	31845	297									

Tristar Healthcare at Home	Davidson	19504	0	0	121	321	5759	7687	11077	13047	16273	20416	486	679	703	33716	42150	3041779	\$4,326.85	\$90.22
University of TN Medical Center Home Health Services	Hambleton	32122	102	468	521	437	6100	5181	24201	24375	33741	31331	604	631	1504	65269	62423	5115448	\$3,401.23	\$78.37
Vanderbilt Community and Home Services LLC	Davidson	19394	996	7309	0	0	0	0	0	0	0	0	0	0	64	1897	16850	796215	\$12,440.86	\$419.72
Vanderbilt HC Option Care IV Services	Davidson	19994	0	0	0	0	0	0	0	0	0	0	0	0	333	2521	5938	593665	\$1,782.78	\$235.49
Vanderbilt Home Care Services LLC	Davidson	19314	1122	13428	683	0	12859	0	32773	0	10150	62316	3516	0	4223	61103	75744	21366634	\$5,059.59	\$349.68
Average																			\$9,041.11	\$260.88

Source: Tennessee Department of Health, Joint Annual Reports (JARs), 2023, accessed <https://apps.health.tn.gov/publicjars/default.aspx>.



[Skip to main content](#)

Organizations that have achieved
The Gold Seal of Approval® from
The Joint Commission®



Quality Report



Tennessee Valley Home Care, LLC



DBA: Tennessee Quality Care
HCO ID: 677161
580 Tennessee Avenue North
Parsons, TN, 38363
(731) 847-9228
tnquality.com

Summary of Quality Information

Accreditation Programs

[View Accreditation History](#)



[Home
Care](#)

**Accreditation
Decision**
[Accredited](#)

**Effective
Date**
9/8/2023

**Last Full Survey
Date**
6/30/2023

**Last On-Site Survey
Date**
6/30/2023

Sites

Tennessee Valley Home Care, LLC

DBA: Tennessee Quality Care
322 Church Street
Dover, TN, 37058

Available Services

- Home Health Aides
- Home Health, Non-Hospice Services
- Medical Social Services
- Occupational Therapy
- Physical Therapy
- Skilled Nursing Services
- Speech Language Pathology

Tennessee Valley Home Care, LLC

DBA: Tennessee Quality Care
115 Neal Street Ste E and F
Martin, TN, 38237

Available Services

- Home Health Aides
- Home Health, Non-Hospice Services
- Medical Social Services
- Occupational Therapy
- Physical Therapy
- Skilled Nursing Services

- Speech Language Pathology

Tennessee Valley Home Care, LLC

DBA: Tennessee Quality Care
128 Hwy 641 Suite A
Camden, TN, 38320

Available Services

- Home Health Aides
- Home Health, Non-Hospice Services
- Medical Social Services
- Occupational Therapy
- Physical Therapy
- Skilled Nursing Services
- Speech Language Pathology

Tennessee Valley Home Care, LLC

DBA: Tennessee Quality Care
118 Public Square East, P.O. Box 976
Waynesboro, TN, 38485

Available Services

- Home Health Aides
- Home Health, Non-Hospice Services
- Medical Social Services
- Occupational Therapy
- Physical Therapy
- Skilled Nursing Services
- Speech Language Pathology

Tennessee Valley Home Care, LLC

DBA: Tennessee Quality Care
2879 Hwy 45 Bypass Suite B
Jackson, TN, 38305

Available Services

- Home Health Aides
- Home Health, Non-Hospice Services
- Medical Social Services
- Occupational Therapy
- Physical Therapy
- Skilled Nursing Services
- Speech Language Pathology

Tennessee Valley Home Care, LLC

DBA: Tennessee Quality Care
161 Hatcher Lane
Clarksville, TN, 37043

Available Services

- Home Health Aides
- Home Health, Non-Hospice Services
- Medical Social Services
- Occupational Therapy

- Physical Therapy
- Skilled Nursing Services
- Speech Language Pathology

Tennessee Valley Home Care, LLC

DBA: Tennessee Quality Care
95 Signature Place
Lebanon, TN, 37087

Available Services

- Home Health Aides
- Home Health, Non-Hospice Services
- Medical Social Services
- Occupational Therapy
- Physical Therapy
- Skilled Nursing Services
- Speech Language Pathology

Tennessee Valley Home Care, LLC

DBA: Tennessee Quality Care
899C Highway 51
Covington, TN, 38019

Available Services

- Home Health Aides
- Home Health, Non-Hospice Services
- Medical Social Services
- Occupational Therapy
- Physical Therapy
- Skilled Nursing Services
- Speech Language Pathology

Tennessee Valley Home Care, LLC

DBA: Tennessee Quality Care
580 Tennessee Ave N.
Parsons, TN, 38363

Available Services

- Home Health Aides
- Home Health, Non-Hospice Services
- Medical Social Services
- Occupational Therapy
- Physical Therapy
- Skilled Nursing Services
- Speech Language Pathology

Tennessee Valley Home Care, LLC

DBA: Tennessee Quality Care
2835 East Wood St Ste E
Paris, TN, 38242

Available Services

- Home Health Aides
- Home Health, Non-Hospice Services

- Medical Social Services
- Occupational Therapy
- Physical Therapy
- Skilled Nursing Services
- Speech Language Pathology

Tennessee Valley Home Care, LLC

DBA: Tennessee Quality Care

201 Jordan Rd

Franklin, TN, 37067

Available Services

- Home Health Aides
- Home Health, Non-Hospice Services
- Medical Social Services
- Occupational Therapy
- Physical Therapy
- Skilled Nursing Services
- Speech Language Pathology

Tri-County Home Health and Hospice, Inc

DBA: Tennessee Quality Care

161 Hatcher Lane

Clarksville, TN, 37043

Available Services

- Hospice Care

Tri-County Home Health and Hospice, Inc

DBA: Tennessee Quality Care

201 Jordan Rd

Franklin, TN, 37067

Available Services

- Hospice Care

Tri-County Home Health and Hospice, Inc

DBA: Tennessee Quality Care

118 Public Square East, PO Box 444

Waynesboro, TN, 38485

Available Services

- Hospice Care

Tri-County Home Health and Hospice, Inc

DBA: Tennessee Quality Care

128 Highway 641 Suite B

Camden, TN, 38320

Available Services

- Hospice Care

Tri-County Home Health and Hospice, Inc

DBA: Tennessee Quality Care
2879 Hwy 45 Bypass Suite A
Jackson, TN, 38305

Available Services

- Hospice Care

Tri-County Home Health and Hospice, Inc

DBA: Tennessee Quality Care
115 Neal St. Suite G
Martin, TN, 38237

Available Services

- Hospice Care

National Patient Safety Goals and National Quality Improvement Goals

Symbol Key

- 🌟 This organization achieved the best possible results
- 🟢 This organization's performance is better than the target range/value
- ✅ This organization's performance is similar to the target range/value
- 🚫 This organization's performance is worse than the target range/value
- 🚫 N/A This measure is not applicable for this organization
- 🚫 N/D Not displayed

Measures Footnote Key

1. The measure or measure set was not reported.
2. The measure set does not have an overall result.
3. The number is not enough for comparison purposes.
4. The measure meets the Privacy Disclosure Threshold rule.
5. The organization scored above 90% but was below most other organizations.
6. The measure results are not statistically valid.
7. The measure results are based on a sample of patients.
8. The number of months with measure data is below the reporting requirement.
9. The measure results are temporarily suppressed pending resubmission of updated data.
10. Test Measure: a measure being evaluated for reliability of the individual data elements or awaiting National Quality Forum Endorsement.
11. There were no eligible patients that met the denominator criteria.

* This information can also be viewed at [Hospital Compare](#).

** Indicates per 1000 hours of patient care.

*** The measure was not in effect for this quarter.

---- Null value or data not displayed.

Home
Care

[2023 National Patient Safety
Goals](#)

Nationwide Comparison:
✅

Statewide Comparison:
🚫 N/A

[New Changes to Quarterly Measure](#)

[Download Quarterly Measure Results](#)

* State results are not calculated for the National Patient Safety Goals.



State of Tennessee
Health Facilities Commission
Board for Licensing Health Care Facilities

License No. 000000221

This is to certify that a license is hereby granted by the Health Facilities Commission to TENNESSEE QUALITY CARE- HOME HEALTH to conduct and maintain a Home Health Agency TENNESSEE QUALITY CARE-HOME HEALTH

Located at 580 TENNESSEE AVENUE, NORTH, PARSONS

County of DECATUR, Tennessee.

The license shall expire JANUARY 06, 2025 and is subject to the provisions of Chapter 11, Tennessee Code Annotated. This license shall not be assignable or transferable and shall be subject to revocation at any time by the Health Facilities Commission, for failure to comply with the laws of the State of Tennessee or the rules and regulations of the Health Facilities Commission issued thereunder.

In Witness Whereof, we have hereunto set our hand and seal of the State
this 20TH day DECEMBER, 2023.



HFC

SKILLED NURSING
PHYSICAL THERAPY
OCCUPATIONAL THERAPY
SPEECH THERAPY
MEDICAL SOCIAL SERVICES
HOME HEALTH AID SERVICES
MEDICAL SUPPLIES & APPLIANCES
HOMEMAKERS SERVICES
HOME HEALTH AGENCY

By Caroline R. Pyper, Esq., C.H.C.
Director, Licensure & Regulation

By [Signature]
Executive Director

INDEX OF ADDITIONAL ATTACHMENTS

Attachment 1E-1. Map of Current and Proposed TQC Service Area Distribution

Attachment 1E-2. Fair Market Value Comparison

Attachment 1N-2. Current and Projected Population Data

Attachment 1N-3. Projected Home Health Need

Attachment 1N-4. Letters of Support

Attachment 1N-7. Referring Institutions

Attachment 2N-1. American National Home Health and Continuous Care Services, LLC 2021 HHA Utilization Data

Attachment 3N-1. Department of Health Population Estimates

Attachment 3N-2. US Census Supplementary Demographic Data

Attachment 3N-3. TennCare Enrollment Report

Attachment 4N. Veterans Population in Service Area

Attachment 6N-2. Population Data for Utilization Projections

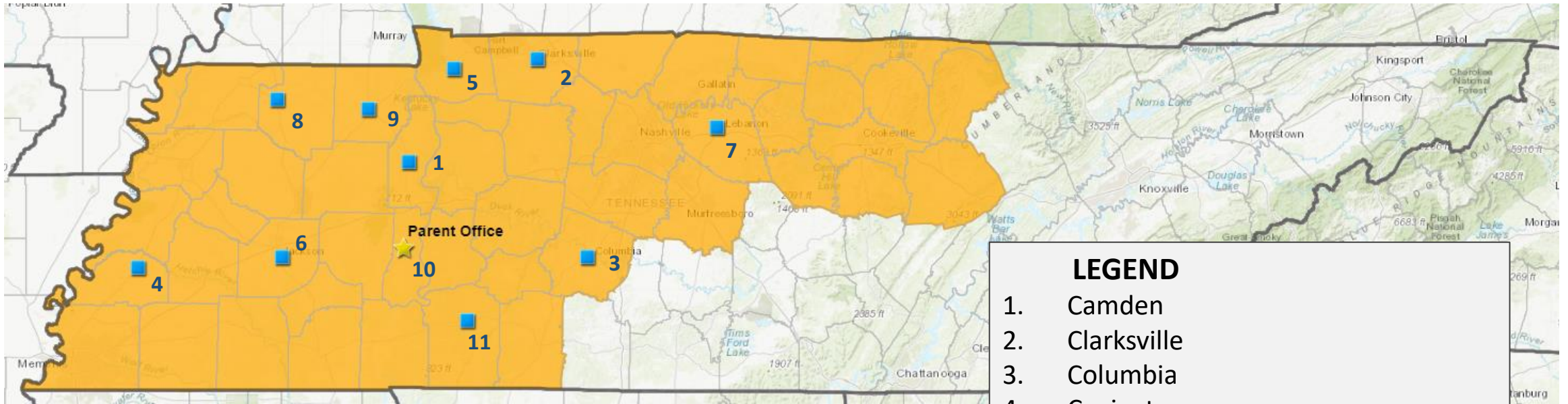
Attachment 2C. Commercial Private Payors Contracted by Applicant

Attachment 4C. TQC Job Descriptions

Attachment 5C. Applicable TQC Policies

Attachment 1E-1
Map of Current and Proposed TQC Service
Area Distribution

TQC – Existing Service Area



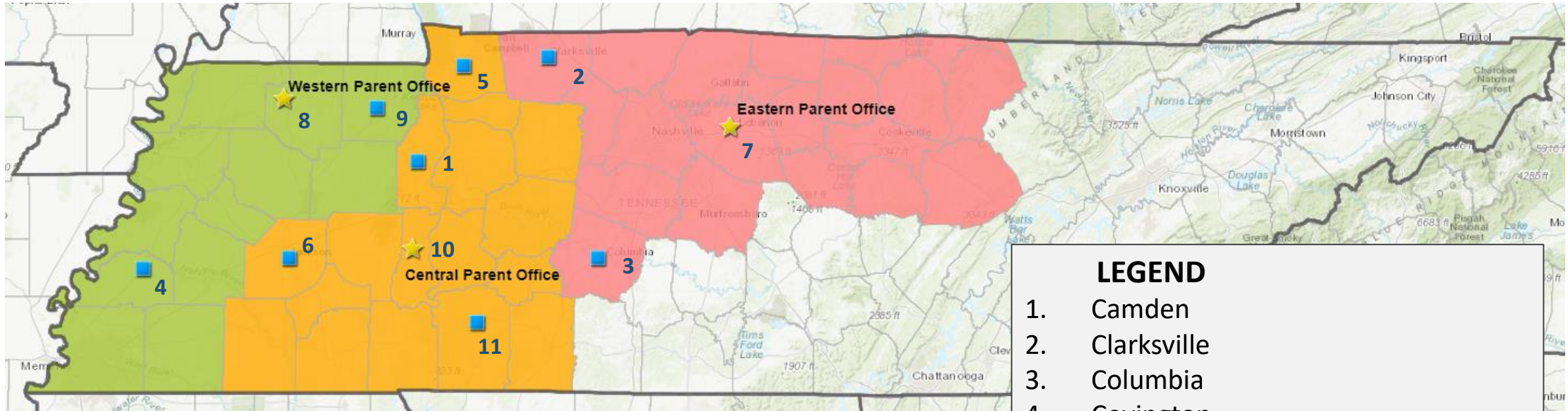
Please note that the identified locations of branch and parent offices are approximations and do not represent exact locations of each office in each county.

LEGEND

1. Camden
2. Clarksville
3. Columbia
4. Covington
5. Dover
6. Jackson
7. Lebanon
8. Martin
9. Paris
10. Parsons
11. Waynesboro

■ = Branch Office
★ = Parent Office

TQC – Proposed Service Area



Please note that the identified locations of branch and parent offices are approximations and do not represent exact locations of each office in each county.

LEGEND

1. Camden
2. Clarksville
3. Columbia
4. Covington
5. Dover
6. Jackson
7. Lebanon
8. Martin
9. Paris
10. Parsons
11. Waynesboro

■ = Branch Office
★ = Parent Office

Attachment 1E-2
Fair Market Value Comparison

Building Amount Calculation - Lebanon Office

Formula	Description	Amount
A	Building Appraisal - 2024	\$626,600
B	Building Total Square Footage	5,984
C = (A ÷ B)	Appraisal Value per Square Foot	\$104.71
D	Leased Square Footage	5,984
E = (D x C)	Building Amount for Project Cost	\$626,600

Lease Term	3 years
Base Rent and CAM	\$71,808
HOA Fees	\$12,492
Property Taxes (tenant)	\$8,270
Annual Total	\$92,570
3-year Total	\$277,710
Cost per Square Foot	\$46.41

<https://assessment.cot.tn.gov/>
 95 Signature Place, Lebanon, TN 37087

Attachment 1N-2
Current and Projected Population Data

Tennessee Population Estimates 2023 and 2025 *

	Population Estimate 2023			Population Estimate 2025			% Increase	
	Total	0-17	% 0-17	Total	0-17	% 0-17	0-17	Total
Tennessee	7,071,060	1,550,759	21.9%	7,179,307	1,569,369	21.9%	1.2%	1.5%
Anderson	78,595	16,109	20.5%	79,165	16,111	20.4%	0.0%	0.7%
Bedford	51,992	12,798	24.6%	53,144	13,033	24.5%	1.8%	2.2%
Benton	16,170	3,069	19.0%	16,187	3,031	18.7%	-1.2%	0.1%
Bledsoe	15,573	2,187	14.0%	15,778	2,196	13.9%	0.4%	1.3%
Blount	138,918	26,942	19.4%	141,468	27,300	19.3%	1.3%	1.8%
Bradley	111,877	24,081	21.5%	113,639	24,299	21.4%	0.9%	1.6%
Campbell	39,640	7,834	19.8%	39,464	7,754	19.6%	-1.0%	-0.4%
Cannon	15,125	3,133	20.7%	15,286	3,120	20.4%	-0.4%	1.1%
Carroll	27,601	6,056	21.9%	27,449	5,966	21.7%	-1.5%	-0.5%
Carter	56,052	9,608	17.1%	55,711	9,408	16.9%	-2.1%	-0.6%
Cheatham	41,692	8,654	20.8%	42,025	8,611	20.5%	-0.5%	0.8%
Chester	17,518	3,940	22.5%	17,587	3,913	22.2%	-0.7%	0.4%
Claiborne	32,342	5,940	18.4%	32,518	5,822	17.9%	-2.0%	0.5%
Clay	7,655	1,474	19.3%	7,662	1,457	19.0%	-1.2%	0.1%
Cocke	36,597	6,984	19.1%	36,772	6,876	18.7%	-1.6%	0.5%
Coffee	58,883	13,794	23.4%	59,674	13,892	23.3%	0.7%	1.3%
Crockett	14,161	3,267	23.1%	14,140	3,249	23.0%	-0.6%	-0.1%
Cumberland	63,803	10,420	16.3%	65,090	10,482	16.1%	0.6%	2.0%
Davidson	722,445	158,613	22.0%	732,649	161,965	22.1%	2.1%	1.4%
Decatur	11,607	2,269	19.5%	11,594	2,234	19.3%	-1.5%	-0.1%
DeKalb	21,305	4,398	20.6%	21,596	4,412	20.4%	0.3%	1.4%
Dickson	56,005	12,254	21.9%	57,015	12,386	21.7%	1.1%	1.8%
Dyer	36,796	8,549	23.2%	36,844	8,552	23.2%	0.0%	0.1%
Fayette	43,097	7,628	17.7%	44,001	7,815	17.8%	2.4%	2.1%
Fentress	18,982	3,779	19.9%	19,073	3,760	19.7%	-0.5%	0.5%
Franklin	42,819	8,555	20.0%	43,008	8,534	19.8%	-0.2%	0.4%
Gibson	49,485	11,705	23.7%	49,662	11,685	23.5%	-0.2%	0.4%
Giles	29,506	6,052	20.5%	29,451	5,992	20.3%	-1.0%	-0.2%
Grainger	23,871	4,519	18.9%	24,031	4,487	18.7%	-0.7%	0.7%
Greene	70,100	13,088	18.7%	70,339	13,014	18.5%	-0.6%	0.3%
Grundy	13,286	2,655	20.0%	13,141	2,574	19.6%	-3.1%	-1.1%
Hamblen	66,054	14,935	22.6%	66,647	15,025	22.5%	0.6%	0.9%
Hamilton	380,381	79,429	20.9%	385,749	80,622	20.9%	1.5%	1.4%
Hancock	6,381	1,264	19.8%	6,309	1,223	19.4%	-3.3%	-1.1%
Hardeman	24,635	4,536	18.4%	24,487	4,433	18.1%	-2.3%	-0.6%
Hardin	25,594	4,897	19.1%	25,569	4,802	18.8%	-1.9%	-0.1%
Hawkins	56,935	10,427	18.3%	56,935	10,271	18.0%	-1.5%	0.0%
Haywood	16,660	3,584	21.5%	16,437	3,497	21.3%	-2.4%	-1.3%
Henderson	28,316	6,199	21.9%	28,454	6,165	21.7%	-0.5%	0.5%
Henry	32,143	6,174	19.2%	32,163	6,087	18.9%	-1.4%	0.1%
Hickman	25,808	5,088	19.7%	26,044	5,049	19.4%	-0.8%	0.9%
Houston	8,364	1,731	20.7%	8,411	1,725	20.5%	-0.4%	0.6%
Humphreys	18,656	3,884	20.8%	18,704	3,863	20.7%	-0.5%	0.3%
Jackson	12,013	2,107	17.5%	12,092	2,113	17.5%	0.3%	0.7%
Jefferson	56,597	10,741	19.0%	57,360	10,793	18.8%	0.5%	1.3%
Johnson	17,780	2,841	16.0%	17,720	2,780	15.7%	-2.1%	-0.3%
Knox	489,230	103,803	21.2%	497,923	105,868	21.3%	2.0%	1.8%
Lake	6,907	949	13.7%	6,877	918	13.3%	-3.3%	-0.4%
Lauderdale	25,397	5,419	21.3%	25,343	5,351	21.1%	-1.3%	-0.2%
Lawrence	44,865	10,541	23.5%	45,085	10,335	22.9%	-2.0%	0.5%

Tennessee Population Estimates 2023 and 2025 *

	Population Estimate 2023			Population Estimate 2025			% Increase	
	Total	0-17	% 0-17	Total	0-17	% 0-17	0-17	Total
Lewis	12,394	2,586	20.9%	12,401	2,545	20.5%	-1.6%	0.1%
Lincoln	34,943	7,309	20.9%	35,185	7,213	20.5%	-1.3%	0.7%
Loudon	57,186	10,471	18.3%	58,579	10,585	18.1%	1.1%	2.4%
McMinn	54,986	11,293	20.5%	55,439	11,327	20.4%	0.3%	0.8%
McNairy	25,942	5,361	20.7%	26,070	5,326	20.4%	-0.7%	0.5%
Macon	25,655	6,204	24.2%	26,190	6,324	24.1%	1.9%	2.1%
Madison	98,718	22,253	22.5%	98,902	22,166	22.4%	-0.4%	0.2%
Marion	28,904	5,822	20.1%	28,860	5,748	19.9%	-1.3%	-0.2%
Marshall	36,191	8,217	22.7%	36,917	8,359	22.6%	1.7%	2.0%
Mauzy	104,474	23,609	22.6%	107,574	24,287	22.6%	2.9%	3.0%
Meigs	12,753	2,511	19.7%	12,889	2,514	19.5%	0.1%	1.1%
Monroe	48,151	9,496	19.7%	48,700	9,412	19.3%	-0.9%	1.1%
Montgomery	227,061	61,055	26.9%	235,518	63,547	27.0%	4.1%	3.7%
Moore	6,487	1,202	18.5%	6,518	1,203	18.5%	0.0%	0.5%
Morgan	21,659	3,947	18.2%	21,788	3,937	18.1%	-0.3%	0.6%
Obion	29,916	6,391	21.4%	29,742	6,368	21.4%	-0.3%	-0.6%
Overton	22,968	4,728	20.6%	23,203	4,748	20.5%	0.4%	1.0%
Perry	8,194	1,787	21.8%	8,251	1,786	21.6%	-0.1%	0.7%
Pickett	5,005	806	16.1%	4,972	792	15.9%	-1.8%	-0.7%
Polk	17,083	3,170	18.6%	17,230	3,163	18.4%	-0.2%	0.9%
Putnam	83,834	18,165	21.7%	85,705	18,561	21.7%	2.2%	2.2%
Rhea	34,052	7,340	21.6%	34,426	7,293	21.2%	-0.6%	1.1%
Roane	53,994	9,700	18.0%	54,003	9,617	17.8%	-0.9%	0.0%
Robertson	74,699	17,056	22.8%	76,233	17,314	22.7%	1.5%	2.1%
Rutherford	363,690	88,632	24.4%	380,052	92,298	24.3%	4.1%	4.5%
Scott	22,143	5,033	22.7%	22,156	4,981	22.5%	-1.0%	0.1%
Sequatchie	15,614	3,096	19.8%	15,888	3,123	19.7%	0.9%	1.8%
Sevier	103,232	20,414	19.8%	105,733	20,767	19.6%	1.7%	2.4%
Shelby	941,637	232,242	24.7%	944,754	232,445	24.6%	0.1%	0.3%
Smith	20,651	4,527	21.9%	20,871	4,541	21.8%	0.3%	1.1%
Stewart	14,003	2,810	20.1%	14,085	2,780	19.7%	-1.1%	0.6%
Sullivan	159,811	29,857	18.7%	160,263	29,878	18.6%	0.1%	0.3%
Sumner	205,092	46,499	22.7%	211,252	47,688	22.6%	2.6%	3.0%
Tipton	62,909	14,615	23.2%	63,486	14,632	23.0%	0.1%	0.9%
Trousdale	11,742	2,240	19.1%	11,912	2,235	18.8%	-0.2%	1.4%
Unicoi	17,847	3,156	17.7%	17,886	3,168	17.7%	0.4%	0.2%
Union	20,296	4,114	20.3%	20,341	4,047	19.9%	-1.6%	0.2%
Van Buren	5,916	1,141	19.3%	5,889	1,115	18.9%	-2.3%	-0.4%
Warren	41,908	9,372	22.4%	42,067	9,299	22.1%	-0.8%	0.4%
Washington	133,361	25,643	19.2%	135,157	25,945	19.2%	1.2%	1.3%
Wayne	16,377	2,542	15.5%	16,269	2,474	15.2%	-2.7%	-0.7%
Weakley	33,249	6,772	20.4%	33,263	6,770	20.4%	0.0%	0.0%
White	28,385	5,867	20.7%	28,806	5,872	20.4%	0.1%	1.5%
Williamson	264,071	66,969	25.4%	276,546	69,328	25.1%	3.5%	4.7%
Wilson	157,668	35,836	22.7%	163,867	37,003	22.6%	3.3%	3.9%

* TN_CoPopProj_2021 UTCBER Population Projection Series.

Source: Boyd Center for Business and Economic Research, University of Tennessee, Knoxville
 Reassembled by the Tennessee Department of Health, Division of Population Health Assessment
 Note: These projections may not match Boyd Center projections precisely due to rounding.

Tennessee Population Estimates 2023 and 2025 *

	Population Estimate 2023			Population Estimate 2025			% Increase	
	Total	18+	%18+	Total	18+	%18+	18+	Total
Tennessee	7,071,060	5,520,300	78.1%	7,179,307	5,609,938	78.1%	1.6%	1.5%
Anderson	78,595	62,487	79.5%	79,165	63,055	79.6%	0.9%	0.7%
Bedford	51,992	39,194	75.4%	53,144	40,111	75.5%	2.3%	2.2%
Benton	16,170	13,101	81.0%	16,187	13,156	81.3%	0.4%	0.1%
Bledsoe	15,573	13,386	86.0%	15,778	13,582	86.1%	1.5%	1.3%
Blount	138,918	111,975	80.6%	141,468	114,168	80.7%	2.0%	1.8%
Bradley	111,877	87,796	78.5%	113,639	89,340	78.6%	1.8%	1.6%
Campbell	39,640	31,805	80.2%	39,464	31,711	80.4%	-0.3%	-0.4%
Cannon	15,125	11,992	79.3%	15,286	12,166	79.6%	1.5%	1.1%
Carroll	27,601	21,545	78.1%	27,449	21,483	78.3%	-0.3%	-0.5%
Carter	56,052	46,444	82.9%	55,711	46,303	83.1%	-0.3%	-0.6%
Cheatham	41,692	33,037	79.2%	42,025	33,415	79.5%	1.1%	0.8%
Chester	17,518	13,578	77.5%	17,587	13,674	77.8%	0.7%	0.4%
Claiborne	32,342	26,402	81.6%	32,518	26,696	82.1%	1.1%	0.5%
Clay	7,655	6,181	80.7%	7,662	6,206	81.0%	0.4%	0.1%
Cocke	36,597	29,612	80.9%	36,772	29,896	81.3%	1.0%	0.5%
Coffee	58,883	45,089	76.6%	59,674	45,782	76.7%	1.5%	1.3%
Crockett	14,161	10,894	76.9%	14,140	10,891	77.0%	0.0%	-0.1%
Cumberland	63,803	53,383	83.7%	65,090	54,608	83.9%	2.3%	2.0%
Davidson	722,445	563,833	78.0%	732,649	570,684	77.9%	1.2%	1.4%
Decatur	11,607	9,338	80.5%	11,594	9,360	80.7%	0.2%	-0.1%
DeKalb	21,305	16,908	79.4%	21,596	17,184	79.6%	1.6%	1.4%
Dickson	56,005	43,752	78.1%	57,015	44,629	78.3%	2.0%	1.8%
Dyer	36,796	28,247	76.8%	36,844	28,292	76.8%	0.2%	0.1%
Fayette	43,097	35,469	82.3%	44,001	36,185	82.2%	2.0%	2.1%
Fentress	18,982	15,203	80.1%	19,073	15,313	80.3%	0.7%	0.5%
Franklin	42,819	34,264	80.0%	43,008	34,475	80.2%	0.6%	0.4%
Gibson	49,485	37,780	76.3%	49,662	37,977	76.5%	0.5%	0.4%
Giles	29,506	23,454	79.5%	29,451	23,459	79.7%	0.0%	-0.2%
Grainger	23,871	19,352	81.1%	24,031	19,544	81.3%	1.0%	0.7%
Greene	70,100	57,012	81.3%	70,339	57,325	81.5%	0.5%	0.3%
Grundy	13,286	10,630	80.0%	13,141	10,567	80.4%	-0.6%	-1.1%
Hamblen	66,054	51,119	77.4%	66,647	51,622	77.5%	1.0%	0.9%
Hamilton	380,381	300,952	79.1%	385,749	305,127	79.1%	1.4%	1.4%
Hancock	6,381	5,116	80.2%	6,309	5,086	80.6%	-0.6%	-1.1%
Hardeman	24,635	20,099	81.6%	24,487	20,054	81.9%	-0.2%	-0.6%
Hardin	25,594	20,697	80.9%	25,569	20,766	81.2%	0.3%	-0.1%
Hawkins	56,935	46,508	81.7%	56,935	46,664	82.0%	0.3%	0.0%
Haywood	16,660	13,075	78.5%	16,437	12,940	78.7%	-1.0%	-1.3%
Henderson	28,316	22,117	78.1%	28,454	22,289	78.3%	0.8%	0.5%
Henry	32,143	25,969	80.8%	32,163	26,076	81.1%	0.4%	0.1%
Hickman	25,808	20,720	80.3%	26,044	20,996	80.6%	1.3%	0.9%
Houston	8,364	6,633	79.3%	8,411	6,686	79.5%	0.8%	0.6%
Humphreys	18,656	14,771	79.2%	18,704	14,842	79.3%	0.5%	0.3%
Jackson	12,013	9,906	82.5%	12,092	9,979	82.5%	0.7%	0.7%
Jefferson	56,597	45,856	81.0%	57,360	46,567	81.2%	1.6%	1.3%
Johnson	17,780	14,939	84.0%	17,720	14,940	84.3%	0.0%	-0.3%
Knox	489,230	385,427	78.8%	497,923	392,055	78.7%	1.7%	1.8%
Lake	6,907	5,958	86.3%	6,877	5,959	86.7%	0.0%	-0.4%
Lauderdale	25,397	19,977	78.7%	25,343	19,992	78.9%	0.1%	-0.2%
Lawrence	44,865	34,324	76.5%	45,085	34,751	77.1%	1.2%	0.5%

Tennessee Population Estimates 2023 and 2025 *

	Population Estimate 2023			Population Estimate 2025			% Increase	
	Total	18+	%18+	Total	18+	%18+	18+	Total
Lewis	12,394	9,808	79.1%	12,401	9,856	79.5%	0.5%	0.1%
Lincoln	34,943	27,633	79.1%	35,185	27,971	79.5%	1.2%	0.7%
Loudon	57,186	46,715	81.7%	58,579	47,994	81.9%	2.7%	2.4%
McMinn	54,986	43,693	79.5%	55,439	44,112	79.6%	1.0%	0.8%
McNairy	25,942	20,581	79.3%	26,070	20,744	79.6%	0.8%	0.5%
Macon	25,655	19,451	75.8%	26,190	19,866	75.9%	2.1%	2.1%
Madison	98,718	76,465	77.5%	98,902	76,736	77.6%	0.4%	0.2%
Marion	28,904	23,082	79.9%	28,860	23,113	80.1%	0.1%	-0.2%
Marshall	36,191	27,974	77.3%	36,917	28,558	77.4%	2.1%	2.0%
Maury	104,474	80,866	77.4%	107,574	83,287	77.4%	3.0%	3.0%
Meigs	12,753	10,241	80.3%	12,889	10,375	80.5%	1.3%	1.1%
Monroe	48,151	38,655	80.3%	48,700	39,288	80.7%	1.6%	1.1%
Montgomery	227,061	166,005	73.1%	235,518	171,971	73.0%	3.6%	3.7%
Moore	6,487	5,285	81.5%	6,518	5,315	81.5%	0.6%	0.5%
Morgan	21,659	17,712	81.8%	21,788	17,851	81.9%	0.8%	0.6%
Obion	29,916	23,525	78.6%	29,742	23,373	78.6%	-0.6%	-0.6%
Overton	22,968	18,240	79.4%	23,203	18,456	79.5%	1.2%	1.0%
Perry	8,194	6,406	78.2%	8,251	6,466	78.4%	0.9%	0.7%
Pickett	5,005	4,199	83.9%	4,972	4,180	84.1%	-0.5%	-0.7%
Polk	17,083	13,913	81.4%	17,230	14,066	81.6%	1.1%	0.9%
Putnam	83,834	65,669	78.3%	85,705	67,144	78.3%	2.2%	2.2%
Rhea	34,052	26,712	78.4%	34,426	27,133	78.8%	1.6%	1.1%
Roane	53,994	44,294	82.0%	54,003	44,385	82.2%	0.2%	0.0%
Robertson	74,699	57,644	77.2%	76,233	58,920	77.3%	2.2%	2.1%
Rutherford	363,690	275,058	75.6%	380,052	287,754	75.7%	4.6%	4.5%
Scott	22,143	17,110	77.3%	22,156	17,175	77.5%	0.4%	0.1%
Sequatchie	15,614	12,519	80.2%	15,888	12,765	80.3%	2.0%	1.8%
Sevier	103,232	82,818	80.2%	105,733	84,966	80.4%	2.6%	2.4%
Shelby	941,637	709,395	75.3%	944,754	712,309	75.4%	0.4%	0.3%
Smith	20,651	16,124	78.1%	20,871	16,330	78.2%	1.3%	1.1%
Stewart	14,003	11,193	79.9%	14,085	11,305	80.3%	1.0%	0.6%
Sullivan	159,811	129,954	81.3%	160,263	130,384	81.4%	0.3%	0.3%
Sumner	205,092	158,593	77.3%	211,252	163,564	77.4%	3.1%	3.0%
Tipton	62,909	48,294	76.8%	63,486	48,854	77.0%	1.2%	0.9%
Trousdale	11,742	9,502	80.9%	11,912	9,677	81.2%	1.8%	1.4%
Unicoi	17,847	14,691	82.3%	17,886	14,718	82.3%	0.2%	0.2%
Union	20,296	16,182	79.7%	20,341	16,295	80.1%	0.7%	0.2%
Van Buren	5,916	4,775	80.7%	5,889	4,774	81.1%	0.0%	-0.4%
Warren	41,908	32,536	77.6%	42,067	32,767	77.9%	0.7%	0.4%
Washington	133,361	107,718	80.8%	135,157	109,211	80.8%	1.4%	1.3%
Wayne	16,377	13,835	84.5%	16,269	13,795	84.8%	-0.3%	-0.7%
Weakley	33,249	26,477	79.6%	33,263	26,493	79.6%	0.1%	0.0%
White	28,385	22,518	79.3%	28,806	22,933	79.6%	1.8%	1.5%
Williamson	264,071	197,102	74.6%	276,546	207,219	74.9%	5.1%	4.7%
Wilson	157,668	121,832	77.3%	163,867	126,863	77.4%	4.1%	3.9%

* TN_CoPopProj_2021 UTCBER Population Projection Series.

Source: Boyd Center for Business and Economic Research, University of Tennessee, Knoxville
 Reassembled by the Tennessee Department of Health, Division of Population Health Assessment
 Note: These projections may not match Boyd Center projections precisely due to rounding.

Tennessee Population Estimates 2023 and 2025 *

	Population Estimate 2023			Population Estimate 2025			% Increase	
	Total	65+	%65+	Total	65+	%65+	65+	Total
Tennessee	7,071,060	1,290,989	18.3%	7,179,307	1,355,845	18.9%	5.0%	1.5%
Anderson	78,595	17,287	22.0%	79,165	17,978	22.7%	4.0%	0.7%
Bedford	51,992	8,591	16.5%	53,144	9,109	17.1%	6.0%	2.2%
Benton	16,170	4,202	26.0%	16,187	4,348	26.9%	3.5%	0.1%
Bledsoe	15,573	3,185	20.5%	15,778	3,361	21.3%	5.5%	1.3%
Blount	138,918	31,447	22.6%	141,468	33,156	23.4%	5.4%	1.8%
Bradley	111,877	21,166	18.9%	113,639	22,290	19.6%	5.3%	1.6%
Campbell	39,640	8,790	22.2%	39,464	9,031	22.9%	2.7%	-0.4%
Cannon	15,125	3,023	20.0%	15,286	3,204	21.0%	6.0%	1.1%
Carroll	27,601	6,072	22.0%	27,449	6,243	22.7%	2.8%	-0.5%
Carter	56,052	13,834	24.7%	55,711	14,312	25.7%	3.5%	-0.6%
Cheatham	41,692	7,365	17.7%	42,025	7,861	18.7%	6.7%	0.8%
Chester	17,518	3,331	19.0%	17,587	3,480	19.8%	4.5%	0.4%
Claiborne	32,342	7,192	22.2%	32,518	7,520	23.1%	4.6%	0.5%
Clay	7,655	2,097	27.4%	7,662	2,184	28.5%	4.1%	0.1%
Cocke	36,597	8,724	23.8%	36,772	9,127	24.8%	4.6%	0.5%
Coffee	58,883	10,985	18.7%	59,674	11,514	19.3%	4.8%	1.3%
Crockett	14,161	2,904	20.5%	14,140	3,011	21.3%	3.7%	-0.1%
Cumberland	63,803	21,874	34.3%	65,090	23,020	35.4%	5.2%	2.0%
Davidson	722,445	98,327	13.6%	732,649	102,822	14.0%	4.6%	1.4%
Decatur	11,607	3,001	25.9%	11,594	3,109	26.8%	3.6%	-0.1%
DeKalb	21,305	4,391	20.6%	21,596	4,631	21.4%	5.5%	1.4%
Dickson	56,005	10,268	18.3%	57,015	10,900	19.1%	6.2%	1.8%
Dyer	36,796	7,096	19.3%	36,844	7,345	19.9%	3.5%	0.1%
Fayette	43,097	10,584	24.6%	44,001	11,298	25.7%	6.7%	2.1%
Fentress	18,982	4,636	24.4%	19,073	4,845	25.4%	4.5%	0.5%
Franklin	42,819	9,582	22.4%	43,008	9,959	23.2%	3.9%	0.4%
Gibson	49,485	9,587	19.4%	49,662	9,912	20.0%	3.4%	0.4%
Giles	29,506	6,644	22.5%	29,451	6,917	23.5%	4.1%	-0.2%
Grainger	23,871	5,530	23.2%	24,031	5,808	24.2%	5.0%	0.7%
Greene	70,100	16,743	23.9%	70,339	17,378	24.7%	3.8%	0.3%
Grundy	13,286	3,041	22.9%	13,141	3,141	23.9%	3.3%	-1.1%
Hamblen	66,054	13,098	19.8%	66,647	13,628	20.4%	4.0%	0.9%
Hamilton	380,381	73,546	19.3%	385,749	76,765	19.9%	4.4%	1.4%
Hancock	6,381	1,542	24.2%	6,309	1,583	25.1%	2.6%	-1.1%
Hardeman	24,635	4,899	19.9%	24,487	5,000	20.4%	2.1%	-0.6%
Hardin	25,594	6,505	25.4%	25,569	6,742	26.4%	3.7%	-0.1%
Hawkins	56,935	13,456	23.6%	56,935	14,015	24.6%	4.2%	0.0%
Haywood	16,660	3,660	22.0%	16,437	3,779	23.0%	3.2%	-1.3%
Henderson	28,316	5,676	20.0%	28,454	5,886	20.7%	3.7%	0.5%
Henry	32,143	8,203	25.5%	32,163	8,466	26.3%	3.2%	0.1%
Hickman	25,808	5,020	19.5%	26,044	5,267	20.2%	4.9%	0.9%
Houston	8,364	1,891	22.6%	8,411	1,964	23.3%	3.9%	0.6%
Humphreys	18,656	4,097	22.0%	18,704	4,249	22.7%	3.7%	0.3%
Jackson	12,013	3,066	25.5%	12,092	3,221	26.6%	5.1%	0.7%
Jefferson	56,597	12,783	22.6%	57,360	13,561	23.6%	6.1%	1.3%
Johnson	17,780	4,497	25.3%	17,720	4,611	26.0%	2.5%	-0.3%
Knox	489,230	85,740	17.5%	497,923	89,864	18.0%	4.8%	1.8%
Lake	6,907	1,191	17.2%	6,877	1,198	17.4%	0.5%	-0.4%
Lauderdale	25,397	4,475	17.6%	25,343	4,620	18.2%	3.2%	-0.2%
Lawrence	44,865	8,781	19.6%	45,085	9,195	20.4%	4.7%	0.5%

Tennessee Population Estimates 2023 and 2025 *

	Population Estimate 2023			Population Estimate 2025			% Increase	
	Total	65+	%65+	Total	65+	%65+	65+	Total
Lewis	12,394	2,887	23.3%	12,401	2,996	24.2%	3.8%	0.1%
Lincoln	34,943	7,592	21.7%	35,185	7,939	22.6%	4.6%	0.7%
Loudon	57,186	16,756	29.3%	58,579	17,679	30.2%	5.5%	2.4%
McMinn	54,986	12,074	22.0%	55,439	12,618	22.8%	4.5%	0.8%
McNairy	25,942	5,787	22.3%	26,070	5,987	23.0%	3.5%	0.5%
Macon	25,655	4,450	17.3%	26,190	4,684	17.9%	5.3%	2.1%
Madison	98,718	19,352	19.6%	98,902	20,221	20.4%	4.5%	0.2%
Marion	28,904	6,407	22.2%	28,860	6,620	22.9%	3.3%	-0.2%
Marshall	36,191	6,445	17.8%	36,917	6,839	18.5%	6.1%	2.0%
Mauzy	104,474	19,156	18.3%	107,574	20,433	19.0%	6.7%	3.0%
Meigs	12,753	2,873	22.5%	12,889	3,019	23.4%	5.1%	1.1%
Monroe	48,151	11,385	23.6%	48,700	11,979	24.6%	5.2%	1.1%
Montgomery	227,061	23,975	10.6%	235,518	25,837	11.0%	7.8%	3.7%
Moore	6,487	1,562	24.1%	6,518	1,621	24.9%	3.7%	0.5%
Morgan	21,659	4,315	19.9%	21,788	4,477	20.5%	3.8%	0.6%
Obion	29,916	6,759	22.6%	29,742	6,896	23.2%	2.0%	-0.6%
Overton	22,968	5,086	22.1%	23,203	5,294	22.8%	4.1%	1.0%
Perry	8,194	1,850	22.6%	8,251	1,904	23.1%	2.9%	0.7%
Pickett	5,005	1,525	30.5%	4,972	1,569	31.5%	2.8%	-0.7%
Polk	17,083	3,890	22.8%	17,230	4,077	23.7%	4.8%	0.9%
Putnam	83,834	15,307	18.3%	85,705	16,178	18.9%	5.7%	2.2%
Rhea	34,052	7,042	20.7%	34,426	7,372	21.4%	4.7%	1.1%
Roane	53,994	13,727	25.4%	54,003	14,216	26.3%	3.6%	0.0%
Robertson	74,699	12,672	17.0%	76,233	13,580	17.8%	7.2%	2.1%
Rutherford	363,690	44,100	12.1%	380,052	48,251	12.7%	9.4%	4.5%
Scott	22,143	4,175	18.9%	22,156	4,329	19.5%	3.7%	0.1%
Sequatchie	15,614	3,652	23.4%	15,888	3,854	24.3%	5.5%	1.8%
Sevier	103,232	22,761	22.0%	105,733	24,119	22.8%	6.0%	2.4%
Shelby	941,637	146,215	15.5%	944,754	151,944	16.1%	3.9%	0.3%
Smith	20,651	3,879	18.8%	20,871	4,120	19.7%	6.2%	1.1%
Stewart	14,003	3,134	22.4%	14,085	3,279	23.3%	4.6%	0.6%
Sullivan	159,811	38,117	23.9%	160,263	39,401	24.6%	3.4%	0.3%
Sumner	205,092	36,251	17.7%	211,252	38,705	18.3%	6.8%	3.0%
Tipton	62,909	10,592	16.8%	63,486	11,209	17.7%	5.8%	0.9%
Trousdale	11,742	1,611	13.7%	11,912	1,680	14.1%	4.2%	1.4%
Unicoi	17,847	4,605	25.8%	17,886	4,767	26.7%	3.5%	0.2%
Union	20,296	4,226	20.8%	20,341	4,478	22.0%	5.9%	0.2%
Van Buren	5,916	1,510	25.5%	5,889	1,555	26.4%	3.0%	-0.4%
Warren	41,908	8,201	19.6%	42,067	8,526	20.3%	4.0%	0.4%
Washington	133,361	27,332	20.5%	135,157	28,578	21.1%	4.6%	1.3%
Wayne	16,377	3,471	21.2%	16,269	3,565	21.9%	2.7%	-0.7%
Weakley	33,249	6,810	20.5%	33,263	7,039	21.2%	3.4%	0.0%
White	28,385	6,319	22.3%	28,806	6,626	23.0%	4.8%	1.5%
Williamson	264,071	40,172	15.2%	276,546	43,823	15.8%	9.1%	4.7%
Wilson	157,668	27,360	17.4%	163,867	29,541	18.0%	8.0%	3.9%

* TN_CoPopProj_2021 UTCBER Population Projection Series.

Source: Boyd Center for Business and Economic Research, University of Tennessee, Knoxville
 Reassembled by the Tennessee Department of Health, Division of Population Health Assessment
 Note: These projections may not match Boyd Center projections precisely due to rounding.

Tennessee Female Population Estimates 2023 and 2025 *

	Population Estimate 2023			Population Estimate 2025			% Increase	
	Total	15-44	%15-44	Total	15-44	%15-44	15-44	Total
Tennessee	3,625,723	1,364,507	37.6%	3,683,044	1,376,312	37.4%	0.9%	1.6%
Anderson	40,329	13,528	33.5%	40,614	13,549	33.4%	0.2%	0.7%
Bedford	26,416	9,764	37.0%	27,044	9,963	36.8%	2.0%	2.4%
Benton	8,213	2,389	29.1%	8,217	2,363	28.8%	-1.1%	0.0%
Bledsoe	6,224	1,871	30.1%	6,250	1,832	29.3%	-2.1%	0.4%
Blount	71,505	23,888	33.4%	72,897	24,187	33.2%	1.3%	1.9%
Bradley	57,623	21,226	36.8%	58,571	21,470	36.7%	1.1%	1.6%
Campbell	20,168	6,626	32.9%	20,074	6,534	32.5%	-1.4%	-0.5%
Cannon	7,580	2,559	33.8%	7,663	2,558	33.4%	0.0%	1.1%
Carroll	14,045	4,726	33.6%	13,973	4,690	33.6%	-0.8%	-0.5%
Carter	28,671	9,267	32.3%	28,529	9,133	32.0%	-1.5%	-0.5%
Cheatham	21,012	7,520	35.8%	21,207	7,531	35.5%	0.1%	0.9%
Chester	9,176	3,583	39.1%	9,236	3,599	39.0%	0.4%	0.7%
Claiborne	16,538	5,778	34.9%	16,633	5,801	34.9%	0.4%	0.6%
Clay	3,905	1,123	28.7%	3,897	1,106	28.4%	-1.5%	-0.2%
Cocke	18,844	5,967	31.7%	18,965	5,964	31.4%	-0.1%	0.6%
Coffee	30,076	10,723	35.7%	30,493	10,850	35.6%	1.2%	1.4%
Crockett	7,433	2,562	34.5%	7,441	2,552	34.3%	-0.4%	0.1%
Cumberland	32,741	8,498	26.0%	33,397	8,593	25.7%	1.1%	2.0%
Davidson	373,661	168,077	45.0%	378,952	168,262	44.4%	0.1%	1.4%
Decatur	5,884	1,786	30.4%	5,883	1,764	30.0%	-1.3%	0.0%
DeKalb	10,631	3,583	33.7%	10,790	3,606	33.4%	0.7%	1.5%
Dickson	28,560	10,209	35.7%	29,097	10,306	35.4%	1.0%	1.9%
Dyer	19,055	6,830	35.8%	19,100	6,800	35.6%	-0.4%	0.2%
Fayette	21,920	6,716	30.6%	22,388	6,759	30.2%	0.6%	2.1%
Fentress	9,638	2,889	30.0%	9,698	2,886	29.8%	-0.1%	0.6%
Franklin	21,947	7,798	35.5%	22,061	7,822	35.5%	0.3%	0.5%
Gibson	25,684	9,107	35.5%	25,772	9,086	35.3%	-0.2%	0.3%
Giles	15,251	5,086	33.3%	15,244	5,055	33.2%	-0.6%	0.0%
Grainger	11,872	3,719	31.3%	11,952	3,708	31.0%	-0.3%	0.7%
Greene	35,679	11,518	32.3%	35,821	11,492	32.1%	-0.2%	0.4%
Grundy	6,679	2,178	32.6%	6,606	2,113	32.0%	-3.0%	-1.1%
Hamblen	33,799	11,628	34.4%	34,163	11,740	34.4%	1.0%	1.1%
Hamilton	197,051	74,691	37.9%	199,872	75,158	37.6%	0.6%	1.4%
Hancock	3,242	1,008	31.1%	3,205	998	31.1%	-1.0%	-1.1%
Hardeman	11,005	3,558	32.3%	10,880	3,479	32.0%	-2.2%	-1.1%
Hardin	13,202	4,079	30.9%	13,214	4,051	30.7%	-0.7%	0.1%
Hawkins	28,932	9,231	31.9%	28,958	9,153	31.6%	-0.8%	0.1%
Haywood	8,881	2,941	33.1%	8,765	2,831	32.3%	-3.7%	-1.3%
Henderson	14,464	5,028	34.8%	14,548	5,023	34.5%	-0.1%	0.6%
Henry	16,596	5,057	30.5%	16,630	5,043	30.3%	-0.3%	0.2%
Hickman	12,372	4,227	34.2%	12,498	4,252	34.0%	0.6%	1.0%
Houston	4,287	1,419	33.1%	4,323	1,418	32.8%	-0.1%	0.9%
Humphreys	9,348	3,085	33.0%	9,370	3,061	32.7%	-0.8%	0.2%
Jackson	5,989	1,799	30.0%	6,038	1,792	29.7%	-0.4%	0.8%
Jefferson	28,797	9,499	33.0%	29,214	9,582	32.8%	0.9%	1.4%
Johnson	8,272	2,371	28.7%	8,206	2,334	28.4%	-1.6%	-0.8%
Knox	251,678	101,769	40.4%	256,251	102,956	40.2%	1.2%	1.8%
Lake	2,475	733	29.6%	2,409	703	29.2%	-4.2%	-2.6%
Lauderdale	12,208	4,218	34.6%	12,169	4,171	34.3%	-1.1%	-0.3%
Lawrence	22,816	7,924	34.7%	22,947	7,955	34.7%	0.4%	0.6%

Tennessee Female Population Estimates 2023 and 2025 *

	Population Estimate 2023			Population Estimate 2025			% Increase	
	Total	15-44	%15-44	Total	15-44	%15-44	15-44	Total
Lewis	6,396	2,060	32.2%	6,412	2,050	32.0%	-0.5%	0.3%
Lincoln	17,827	5,814	32.6%	17,952	5,835	32.5%	0.4%	0.7%
Loudon	29,076	8,203	28.2%	29,807	8,413	28.2%	2.6%	2.5%
McMinn	28,183	9,544	33.9%	28,428	9,539	33.6%	-0.1%	0.9%
McNairy	13,263	4,332	32.7%	13,318	4,318	32.4%	-0.3%	0.4%
Macon	13,145	4,811	36.6%	13,448	4,905	36.5%	2.0%	2.3%
Madison	52,189	19,569	37.5%	52,384	19,511	37.2%	-0.3%	0.4%
Marion	14,764	4,821	32.7%	14,757	4,788	32.4%	-0.7%	0.0%
Marshall	18,471	6,758	36.6%	18,858	6,848	36.3%	1.3%	2.1%
Maury	54,144	19,951	36.8%	55,836	20,338	36.4%	1.9%	3.1%
Meigs	6,437	2,036	31.6%	6,512	2,032	31.2%	-0.2%	1.2%
Monroe	24,331	7,710	31.7%	24,616	7,757	31.5%	0.6%	1.2%
Montgomery	114,142	51,589	45.2%	118,453	53,081	44.8%	2.9%	3.8%
Moore	3,267	1,042	31.9%	3,287	1,036	31.5%	-0.6%	0.6%
Morgan	9,761	3,167	32.4%	9,784	3,148	32.2%	-0.6%	0.2%
Obion	15,477	5,163	33.4%	15,408	5,092	33.0%	-1.4%	-0.4%
Overton	11,573	3,820	33.0%	11,696	3,841	32.8%	0.6%	1.1%
Perry	4,067	1,319	32.4%	4,098	1,327	32.4%	0.6%	0.7%
Pickett	2,550	673	26.4%	2,537	664	26.2%	-1.4%	-0.5%
Polk	8,677	2,746	31.6%	8,763	2,748	31.4%	0.1%	1.0%
Putnam	42,313	16,686	39.4%	43,303	17,047	39.4%	2.2%	2.3%
Rhea	17,199	5,985	34.8%	17,382	6,045	34.8%	1.0%	1.1%
Roane	27,453	8,417	30.7%	27,471	8,333	30.3%	-1.0%	0.1%
Robertson	37,894	13,879	36.6%	38,732	14,066	36.3%	1.4%	2.2%
Rutherford	185,464	81,433	43.9%	193,849	84,240	43.5%	3.4%	4.5%
Scott	11,263	4,036	35.8%	11,288	3,996	35.4%	-1.0%	0.2%
Sequatchie	7,889	2,502	31.7%	8,041	2,527	31.4%	1.0%	1.9%
Sevier	52,437	17,475	33.3%	53,737	17,892	33.3%	2.4%	2.5%
Shelby	496,301	195,842	39.5%	498,248	195,477	39.2%	-0.2%	0.4%
Smith	10,363	3,663	35.3%	10,495	3,678	35.1%	0.4%	1.3%
Stewart	7,033	2,225	31.6%	7,072	2,230	31.5%	0.2%	0.6%
Sullivan	82,093	26,650	32.5%	82,355	26,577	32.3%	-0.3%	0.3%
Sumner	105,330	38,548	36.6%	108,562	39,452	36.3%	2.3%	3.1%
Tipton	32,070	11,900	37.1%	32,389	11,901	36.7%	0.0%	1.0%
Trousdale	4,877	1,891	38.8%	4,957	1,922	38.8%	1.6%	1.6%
Unicoi	9,046	2,763	30.5%	9,077	2,747	30.3%	-0.6%	0.3%
Union	10,264	3,425	33.4%	10,304	3,402	33.0%	-0.7%	0.4%
Van Buren	2,922	823	28.2%	2,908	808	27.8%	-1.8%	-0.5%
Warren	21,172	7,421	35.1%	21,272	7,409	34.8%	-0.2%	0.5%
Washington	68,318	26,339	38.6%	69,287	26,618	38.4%	1.1%	1.4%
Wayne	7,259	2,251	31.0%	7,197	2,200	30.6%	-2.3%	-0.9%
Weakley	17,097	6,757	39.5%	17,119	6,753	39.4%	-0.1%	0.1%
White	14,516	4,800	33.1%	14,744	4,856	32.9%	1.2%	1.6%
Williamson	134,713	48,993	36.4%	141,218	50,991	36.1%	4.1%	4.8%
Wilson	80,326	29,315	36.5%	83,564	30,240	36.2%	3.2%	4.0%

* TN_CoPopProj_2021 UTCBER Population Projection Series.

Source: Boyd Center for Business and Economic Research, University of Tennessee, Knoxville
 Reassembled by the Tennessee Department of Health, Division of Population Health Assessment
 Note: These projections may not match Boyd Center projections precisely due to rounding.

Tennessee Population Estimates 2023 and 2027 *

	Population Estimate 2023			Population Estimate 2027			% Increase	
	Total	0-17	% 0-17	Total	0-17	% 0-17	0-17	Total
Tennessee	7,071,060	1,550,759	21.9%	7,282,134	1,586,614	21.8%	2.3%	3.0%
Anderson	78,595	16,109	20.5%	79,648	16,113	20.2%	0.0%	1.3%
Bedford	51,992	12,798	24.6%	54,262	13,277	24.5%	3.7%	4.4%
Benton	16,170	3,069	19.0%	16,184	2,990	18.5%	-2.6%	0.1%
Bledsoe	15,573	2,187	14.0%	15,958	2,195	13.8%	0.3%	2.5%
Blount	138,918	26,942	19.4%	143,850	27,642	19.2%	2.6%	3.6%
Bradley	111,877	24,081	21.5%	115,338	24,507	21.2%	1.8%	3.1%
Campbell	39,640	7,834	19.8%	39,250	7,666	19.5%	-2.1%	-1.0%
Cannon	15,125	3,133	20.7%	15,426	3,096	20.1%	-1.2%	2.0%
Carroll	27,601	6,056	21.9%	27,274	5,875	21.5%	-3.0%	-1.2%
Carter	56,052	9,608	17.1%	55,304	9,211	16.7%	-4.1%	-1.3%
Ceatham	41,692	8,654	20.8%	42,304	8,565	20.2%	-1.0%	1.5%
Chester	17,518	3,940	22.5%	17,648	3,874	22.0%	-1.7%	0.7%
Claiborne	32,342	5,940	18.4%	32,653	5,697	17.4%	-4.1%	1.0%
Clay	7,655	1,474	19.3%	7,659	1,441	18.8%	-2.2%	0.1%
Cocke	36,597	6,984	19.1%	36,897	6,774	18.4%	-3.0%	0.8%
Coffee	58,883	13,794	23.4%	60,425	13,985	23.1%	1.4%	2.6%
Crockett	14,161	3,267	23.1%	14,111	3,234	22.9%	-1.0%	-0.4%
Cumberland	63,803	10,420	16.3%	66,236	10,536	15.9%	1.1%	3.8%
Davidson	722,445	158,613	22.0%	742,241	164,736	22.2%	3.9%	2.7%
Decatur	11,607	2,269	19.5%	11,569	2,205	19.1%	-2.8%	-0.3%
DeKalb	21,305	4,398	20.6%	21,862	4,423	20.2%	0.6%	2.6%
Dickson	56,005	12,254	21.9%	57,965	12,512	21.6%	2.1%	3.5%
Dyer	36,796	8,549	23.2%	36,862	8,550	23.2%	0.0%	0.2%
Fayette	43,097	7,628	17.7%	44,833	8,001	17.8%	4.9%	4.0%
Fentress	18,982	3,779	19.9%	19,135	3,734	19.5%	-1.2%	0.8%
Franklin	42,819	8,555	20.0%	43,162	8,511	19.7%	-0.5%	0.8%
Gibson	49,485	11,705	23.7%	49,806	11,660	23.4%	-0.4%	0.6%
Giles	29,506	6,052	20.5%	29,368	5,935	20.2%	-1.9%	-0.5%
Grainger	23,871	4,519	18.9%	24,156	4,459	18.5%	-1.3%	1.2%
Greene	70,100	13,088	18.7%	70,498	12,942	18.4%	-1.1%	0.6%
Grundy	13,286	2,655	20.0%	12,981	2,493	19.2%	-6.1%	-2.3%
Hamblen	66,054	14,935	22.6%	67,218	15,140	22.5%	1.4%	1.8%
Hamilton	380,381	79,429	20.9%	390,799	81,631	20.9%	2.8%	2.7%
Hancock	6,381	1,264	19.8%	6,234	1,183	19.0%	-6.4%	-2.3%
Hardeman	24,635	4,536	18.4%	24,329	4,337	17.8%	-4.4%	-1.2%
Hardin	25,594	4,897	19.1%	25,522	4,711	18.5%	-3.8%	-0.3%
Hawkins	56,935	10,427	18.3%	56,860	10,132	17.8%	-2.8%	-0.1%
Haywood	16,660	3,584	21.5%	16,203	3,414	21.1%	-4.8%	-2.7%
Henderson	28,316	6,199	21.9%	28,573	6,139	21.5%	-1.0%	0.9%
Henry	32,143	6,174	19.2%	32,155	6,015	18.7%	-2.6%	0.0%
Hickman	25,808	5,088	19.7%	26,253	5,008	19.1%	-1.6%	1.7%
Houston	8,364	1,731	20.7%	8,451	1,720	20.4%	-0.7%	1.0%
Humphreys	18,656	3,884	20.8%	18,733	3,834	20.5%	-1.3%	0.4%
Jackson	12,013	2,107	17.5%	12,152	2,116	17.4%	0.4%	1.2%
Jefferson	56,597	10,741	19.0%	58,053	10,826	18.6%	0.8%	2.6%
Johnson	17,780	2,841	16.0%	17,640	2,720	15.4%	-4.2%	-0.8%
Knox	489,230	103,803	21.2%	506,257	107,786	21.3%	3.8%	3.5%
Lake	6,907	949	13.7%	6,848	886	12.9%	-6.6%	-0.9%
Lauderdale	25,397	5,419	21.3%	25,274	5,292	20.9%	-2.4%	-0.5%
Lawrence	44,865	10,541	23.5%	45,264	10,133	22.4%	-3.9%	0.9%

Tennessee Population Estimates 2023 and 2027 *

	Population Estimate 2023			Population Estimate 2027			% Increase	
	Total	0-17	% 0-17	Total	0-17	% 0-17	0-17	Total
Lewis	12,394	2,586	20.9%	12,391	2,504	20.2%	-3.2%	0.0%
Lincoln	34,943	7,309	20.9%	35,405	7,133	20.1%	-2.4%	1.3%
Loudon	57,186	10,471	18.3%	59,885	10,711	17.9%	2.3%	4.7%
McMinn	54,986	11,293	20.5%	55,847	11,353	20.3%	0.5%	1.6%
McNairy	25,942	5,361	20.7%	26,171	5,297	20.2%	-1.2%	0.9%
Macon	25,655	6,204	24.2%	26,707	6,432	24.1%	3.7%	4.1%
Madison	98,718	22,253	22.5%	99,036	22,072	22.3%	-0.8%	0.3%
Marion	28,904	5,822	20.1%	28,793	5,676	19.7%	-2.5%	-0.4%
Marshall	36,191	8,217	22.7%	37,601	8,485	22.6%	3.3%	3.9%
Mauzy	104,474	23,609	22.6%	110,559	24,950	22.6%	5.7%	5.8%
Meigs	12,753	2,511	19.7%	13,005	2,513	19.3%	0.1%	2.0%
Monroe	48,151	9,496	19.7%	49,178	9,334	19.0%	-1.7%	2.1%
Montgomery	227,061	61,055	26.9%	243,942	65,918	27.0%	8.0%	7.4%
Moore	6,487	1,202	18.5%	6,543	1,200	18.3%	-0.2%	0.9%
Morgan	21,659	3,947	18.2%	21,890	3,920	17.9%	-0.7%	1.1%
Obion	29,916	6,391	21.4%	29,546	6,341	21.5%	-0.8%	-1.2%
Overton	22,968	4,728	20.6%	23,414	4,764	20.3%	0.8%	1.9%
Perry	8,194	1,787	21.8%	8,303	1,779	21.4%	-0.5%	1.3%
Pickett	5,005	806	16.1%	4,932	779	15.8%	-3.4%	-1.5%
Polk	17,083	3,170	18.6%	17,354	3,156	18.2%	-0.5%	1.6%
Putnam	83,834	18,165	21.7%	87,505	18,903	21.6%	4.1%	4.4%
Rhea	34,052	7,340	21.6%	34,768	7,251	20.9%	-1.2%	2.1%
Roane	53,994	9,700	18.0%	53,945	9,532	17.7%	-1.7%	-0.1%
Robertson	74,699	17,056	22.8%	77,702	17,582	22.6%	3.1%	4.0%
Rutherford	363,690	88,632	24.4%	396,434	96,018	24.2%	8.3%	9.0%
Scott	22,143	5,033	22.7%	22,151	4,934	22.3%	-2.0%	0.0%
Sequatchie	15,614	3,096	19.8%	16,138	3,151	19.5%	1.8%	3.4%
Sevier	103,232	20,414	19.8%	108,125	21,120	19.5%	3.5%	4.7%
Shelby	941,637	232,242	24.7%	947,491	232,447	24.5%	0.1%	0.6%
Smith	20,651	4,527	21.9%	21,065	4,548	21.6%	0.5%	2.0%
Stewart	14,003	2,810	20.1%	14,149	2,749	19.4%	-2.2%	1.0%
Sullivan	159,811	29,857	18.7%	160,539	29,869	18.6%	0.0%	0.5%
Sumner	205,092	46,499	22.7%	217,255	48,849	22.5%	5.1%	5.9%
Tipton	62,909	14,615	23.2%	63,997	14,642	22.9%	0.2%	1.7%
Trousdale	11,742	2,240	19.1%	12,067	2,229	18.5%	-0.5%	2.8%
Unicoi	17,847	3,156	17.7%	17,906	3,177	17.7%	0.7%	0.3%
Union	20,296	4,114	20.3%	20,361	3,983	19.6%	-3.2%	0.3%
Van Buren	5,916	1,141	19.3%	5,856	1,087	18.6%	-4.7%	-1.0%
Warren	41,908	9,372	22.4%	42,196	9,242	21.9%	-1.4%	0.7%
Washington	133,361	25,643	19.2%	136,811	26,233	19.2%	2.3%	2.6%
Wayne	16,377	2,542	15.5%	16,150	2,407	14.9%	-5.3%	-1.4%
Weakley	33,249	6,772	20.4%	33,245	6,739	20.3%	-0.5%	0.0%
White	28,385	5,867	20.7%	29,196	5,876	20.1%	0.2%	2.9%
Williamson	264,071	66,969	25.4%	288,952	71,729	24.8%	7.1%	9.4%
Wilson	157,668	35,836	22.7%	169,947	38,136	22.4%	6.4%	7.8%

* TN_CoPopProj_2021 UTCBER Population Projection Series.

Source: Boyd Center for Business and Economic Research, University of Tennessee, Knoxville
 Reassembled by the Tennessee Department of Health, Division of Population Health Assessment
 Note: These projections may not match Boyd Center projections precisely due to rounding.

Tennessee Population Estimates 2023 and 2027 *

	Population Estimate 2023			Population Estimate 2027			% Increase	
	Total	18+	%18+	Total	18+	%18+	18+	Total
Tennessee	7,071,060	5,520,300	78.1%	7,282,134	5,695,520	78.2%	3.2%	3.0%
Anderson	78,595	62,487	79.5%	79,648	63,534	79.8%	1.7%	1.3%
Bedford	51,992	39,194	75.4%	54,262	40,985	75.5%	4.6%	4.4%
Benton	16,170	13,101	81.0%	16,184	13,195	81.5%	0.7%	0.1%
Bledsoe	15,573	13,386	86.0%	15,958	13,763	86.2%	2.8%	2.5%
Blount	138,918	111,975	80.6%	143,850	116,207	80.8%	3.8%	3.6%
Bradley	111,877	87,796	78.5%	115,338	90,831	78.8%	3.5%	3.1%
Campbell	39,640	31,805	80.2%	39,250	31,583	80.5%	-0.7%	-1.0%
Cannon	15,125	11,992	79.3%	15,426	12,330	79.9%	2.8%	2.0%
Carroll	27,601	21,545	78.1%	27,274	21,399	78.5%	-0.7%	-1.2%
Carter	56,052	46,444	82.9%	55,304	46,092	83.3%	-0.8%	-1.3%
Cheatham	41,692	33,037	79.2%	42,304	33,739	79.8%	2.1%	1.5%
Chester	17,518	13,578	77.5%	17,648	13,774	78.0%	1.4%	0.7%
Claiborne	32,342	26,402	81.6%	32,653	26,956	82.6%	2.1%	1.0%
Clay	7,655	6,181	80.7%	7,659	6,218	81.2%	0.6%	0.1%
Cocke	36,597	29,612	80.9%	36,897	30,123	81.6%	1.7%	0.8%
Coffee	58,883	45,089	76.6%	60,425	46,440	76.9%	3.0%	2.6%
Crockett	14,161	10,894	76.9%	14,111	10,878	77.1%	-0.2%	-0.4%
Cumberland	63,803	53,383	83.7%	66,236	55,700	84.1%	4.3%	3.8%
Davidson	722,445	563,833	78.0%	742,241	577,505	77.8%	2.4%	2.7%
Decatur	11,607	9,338	80.5%	11,569	9,364	80.9%	0.3%	-0.3%
DeKalb	21,305	16,908	79.4%	21,862	17,439	79.8%	3.1%	2.6%
Dickson	56,005	43,752	78.1%	57,965	45,453	78.4%	3.9%	3.5%
Dyer	36,796	28,247	76.8%	36,862	28,312	76.8%	0.2%	0.2%
Fayette	43,097	35,469	82.3%	44,833	36,832	82.2%	3.8%	4.0%
Fentress	18,982	15,203	80.1%	19,135	15,401	80.5%	1.3%	0.8%
Franklin	42,819	34,264	80.0%	43,162	34,651	80.3%	1.1%	0.8%
Gibson	49,485	37,780	76.3%	49,806	38,146	76.6%	1.0%	0.6%
Giles	29,506	23,454	79.5%	29,368	23,433	79.8%	-0.1%	-0.5%
Grainger	23,871	19,352	81.1%	24,156	19,698	81.5%	1.8%	1.2%
Greene	70,100	57,012	81.3%	70,498	57,556	81.6%	1.0%	0.6%
Grundy	13,286	10,630	80.0%	12,981	10,488	80.8%	-1.3%	-2.3%
Hamblen	66,054	51,119	77.4%	67,218	52,078	77.5%	1.9%	1.8%
Hamilton	380,381	300,952	79.1%	390,799	309,168	79.1%	2.7%	2.7%
Hancock	6,381	5,116	80.2%	6,234	5,051	81.0%	-1.3%	-2.3%
Hardeman	24,635	20,099	81.6%	24,329	19,993	82.2%	-0.5%	-1.2%
Hardin	25,594	20,697	80.9%	25,522	20,811	81.5%	0.5%	-0.3%
Hawkins	56,935	46,508	81.7%	56,860	46,728	82.2%	0.5%	-0.1%
Haywood	16,660	13,075	78.5%	16,203	12,789	78.9%	-2.2%	-2.7%
Henderson	28,316	22,117	78.1%	28,573	22,434	78.5%	1.4%	0.9%
Henry	32,143	25,969	80.8%	32,155	26,140	81.3%	0.7%	0.0%
Hickman	25,808	20,720	80.3%	26,253	21,245	80.9%	2.5%	1.7%
Houston	8,364	6,633	79.3%	8,451	6,731	79.6%	1.5%	1.0%
Humphreys	18,656	14,771	79.2%	18,733	14,899	79.5%	0.9%	0.4%
Jackson	12,013	9,906	82.5%	12,152	10,036	82.6%	1.3%	1.2%
Jefferson	56,597	45,856	81.0%	58,053	47,227	81.4%	3.0%	2.6%
Johnson	17,780	14,939	84.0%	17,640	14,919	84.6%	-0.1%	-0.8%
Knox	489,230	385,427	78.8%	506,257	398,471	78.7%	3.4%	3.5%
Lake	6,907	5,958	86.3%	6,848	5,962	87.1%	0.1%	-0.9%
Lauderdale	25,397	19,977	78.7%	25,274	19,982	79.1%	0.0%	-0.5%
Lawrence	44,865	34,324	76.5%	45,264	35,131	77.6%	2.4%	0.9%

Tennessee Population Estimates 2023 and 2027 *

	Population Estimate 2023			Population Estimate 2027			% Increase	
	Total	18+	%18+	Total	18+	%18+	18+	Total
Lewis	12,394	9,808	79.1%	12,391	9,887	79.8%	0.8%	0.0%
Lincoln	34,943	27,633	79.1%	35,405	28,272	79.9%	2.3%	1.3%
Loudon	57,186	46,715	81.7%	59,885	49,174	82.1%	5.3%	4.7%
McMinn	54,986	43,693	79.5%	55,847	44,494	79.7%	1.8%	1.6%
McNairy	25,942	20,581	79.3%	26,171	20,875	79.8%	1.4%	0.9%
Macon	25,655	19,451	75.8%	26,707	20,275	75.9%	4.2%	4.1%
Madison	98,718	76,465	77.5%	99,036	76,964	77.7%	0.7%	0.3%
Marion	28,904	23,082	79.9%	28,793	23,117	80.3%	0.2%	-0.4%
Marshall	36,191	27,974	77.3%	37,601	29,115	77.4%	4.1%	3.9%
Maury	104,474	80,866	77.4%	110,559	85,609	77.4%	5.9%	5.8%
Meigs	12,753	10,241	80.3%	13,005	10,492	80.7%	2.4%	2.0%
Monroe	48,151	38,655	80.3%	49,178	39,843	81.0%	3.1%	2.1%
Montgomery	227,061	166,005	73.1%	243,942	178,024	73.0%	7.2%	7.4%
Moore	6,487	5,285	81.5%	6,543	5,343	81.7%	1.1%	0.9%
Morgan	21,659	17,712	81.8%	21,890	17,970	82.1%	1.5%	1.1%
Obion	29,916	23,525	78.6%	29,546	23,205	78.5%	-1.4%	-1.2%
Overton	22,968	18,240	79.4%	23,414	18,650	79.7%	2.2%	1.9%
Perry	8,194	6,406	78.2%	8,303	6,524	78.6%	1.8%	1.3%
Pickett	5,005	4,199	83.9%	4,932	4,154	84.2%	-1.1%	-1.5%
Polk	17,083	13,913	81.4%	17,354	14,199	81.8%	2.1%	1.6%
Putnam	83,834	65,669	78.3%	87,505	68,602	78.4%	4.5%	4.4%
Rhea	34,052	26,712	78.4%	34,768	27,517	79.1%	3.0%	2.1%
Roane	53,994	44,294	82.0%	53,945	44,413	82.3%	0.3%	-0.1%
Robertson	74,699	57,644	77.2%	77,702	60,121	77.4%	4.3%	4.0%
Rutherford	363,690	275,058	75.6%	396,434	300,416	75.8%	9.2%	9.0%
Scott	22,143	17,110	77.3%	22,151	17,216	77.7%	0.6%	0.0%
Sequatchie	15,614	12,519	80.2%	16,138	12,987	80.5%	3.7%	3.4%
Sevier	103,232	82,818	80.2%	108,125	87,005	80.5%	5.1%	4.7%
Shelby	941,637	709,395	75.3%	947,491	715,044	75.5%	0.8%	0.6%
Smith	20,651	16,124	78.1%	21,065	16,516	78.4%	2.4%	2.0%
Stewart	14,003	11,193	79.9%	14,149	11,400	80.6%	1.8%	1.0%
Sullivan	159,811	129,954	81.3%	160,539	130,670	81.4%	0.6%	0.5%
Sumner	205,092	158,593	77.3%	217,255	168,406	77.5%	6.2%	5.9%
Tipton	62,909	48,294	76.8%	63,997	49,355	77.1%	2.2%	1.7%
Trousdale	11,742	9,502	80.9%	12,067	9,838	81.5%	3.5%	2.8%
Unicoi	17,847	14,691	82.3%	17,906	14,728	82.3%	0.3%	0.3%
Union	20,296	16,182	79.7%	20,361	16,379	80.4%	1.2%	0.3%
Van Buren	5,916	4,775	80.7%	5,856	4,769	81.4%	-0.1%	-1.0%
Warren	41,908	32,536	77.6%	42,196	32,955	78.1%	1.3%	0.7%
Washington	133,361	107,718	80.8%	136,811	110,578	80.8%	2.7%	2.6%
Wayne	16,377	13,835	84.5%	16,150	13,743	85.1%	-0.7%	-1.4%
Weakley	33,249	26,477	79.6%	33,245	26,507	79.7%	0.1%	0.0%
White	28,385	22,518	79.3%	29,196	23,320	79.9%	3.6%	2.9%
Williamson	264,071	197,102	74.6%	288,952	217,223	75.2%	10.2%	9.4%
Wilson	157,668	121,832	77.3%	169,947	131,811	77.6%	8.2%	7.8%

* TN_CoPopProj_2021 UTCBER Population Projection Series.

Source: Boyd Center for Business and Economic Research, University of Tennessee, Knoxville
 Reassembled by the Tennessee Department of Health, Division of Population Health Assessment
 Note: These projections may not match Boyd Center projections precisely due to rounding.

Tennessee Population Estimates 2023 and 2027 *

	Population Estimate 2023			Population Estimate 2027			% Increase	
	Total	65+	%65+	Total	65+	%65+	65+	Total
Tennessee	7,071,060	1,290,989	18.3%	7,282,134	1,413,040	19.4%	9.5%	3.0%
Anderson	78,595	17,287	22.0%	79,648	18,544	23.3%	7.3%	1.3%
Bedford	51,992	8,591	16.5%	54,262	9,583	17.7%	11.5%	4.4%
Benton	16,170	4,202	26.0%	16,184	4,475	27.6%	6.5%	0.1%
Bledsoe	15,573	3,185	20.5%	15,958	3,521	22.1%	10.5%	2.5%
Blount	138,918	31,447	22.6%	143,850	34,692	24.1%	10.3%	3.6%
Bradley	111,877	21,166	18.9%	115,338	23,315	20.2%	10.2%	3.1%
Campbell	39,640	8,790	22.2%	39,250	9,242	23.5%	5.1%	-1.0%
Cannon	15,125	3,023	20.0%	15,426	3,369	21.8%	11.4%	2.0%
Carroll	27,601	6,072	22.0%	27,274	6,381	23.4%	5.1%	-1.2%
Carter	56,052	13,834	24.7%	55,304	14,708	26.6%	6.3%	-1.3%
Cheatham	41,692	7,365	17.7%	42,304	8,293	19.6%	12.6%	1.5%
Chester	17,518	3,331	19.0%	17,648	3,611	20.5%	8.4%	0.7%
Claiborne	32,342	7,192	22.2%	32,653	7,812	23.9%	8.6%	1.0%
Clay	7,655	2,097	27.4%	7,659	2,261	29.5%	7.8%	0.1%
Cocke	36,597	8,724	23.8%	36,897	9,472	25.7%	8.6%	0.8%
Coffee	58,883	10,985	18.7%	60,425	11,977	19.8%	9.0%	2.6%
Crockett	14,161	2,904	20.5%	14,111	3,096	21.9%	6.6%	-0.4%
Cumberland	63,803	21,874	34.3%	66,236	24,019	36.3%	9.8%	3.8%
Davidson	722,445	98,327	13.6%	742,241	106,767	14.4%	8.6%	2.7%
Decatur	11,607	3,001	25.9%	11,569	3,195	27.6%	6.5%	-0.3%
DeKalb	21,305	4,391	20.6%	21,862	4,843	22.2%	10.3%	2.6%
Dickson	56,005	10,268	18.3%	57,965	11,463	19.8%	11.6%	3.5%
Dyer	36,796	7,096	19.3%	36,862	7,549	20.5%	6.4%	0.2%
Fayette	43,097	10,584	24.6%	44,833	11,929	26.6%	12.7%	4.0%
Fentress	18,982	4,636	24.4%	19,135	5,022	26.2%	8.3%	0.8%
Franklin	42,819	9,582	22.4%	43,162	10,267	23.8%	7.1%	0.8%
Gibson	49,485	9,587	19.4%	49,806	10,178	20.4%	6.2%	0.6%
Giles	29,506	6,644	22.5%	29,368	7,138	24.3%	7.4%	-0.5%
Grainger	23,871	5,530	23.2%	24,156	6,055	25.1%	9.5%	1.2%
Greene	70,100	16,743	23.9%	70,498	17,914	25.4%	7.0%	0.6%
Grundy	13,286	3,041	22.9%	12,981	3,224	24.8%	6.0%	-2.3%
Hamblen	66,054	13,098	19.8%	67,218	14,091	21.0%	7.6%	1.8%
Hamilton	380,381	73,546	19.3%	390,799	79,524	20.3%	8.1%	2.7%
Hancock	6,381	1,542	24.2%	6,234	1,612	25.9%	4.5%	-2.3%
Hardeman	24,635	4,899	19.9%	24,329	5,061	20.8%	3.3%	-1.2%
Hardin	25,594	6,505	25.4%	25,522	6,941	27.2%	6.7%	-0.3%
Hawkins	56,935	13,456	23.6%	56,860	14,502	25.5%	7.8%	-0.1%
Haywood	16,660	3,660	22.0%	16,203	3,866	23.9%	5.6%	-2.7%
Henderson	28,316	5,676	20.0%	28,573	6,075	21.3%	7.0%	0.9%
Henry	32,143	8,203	25.5%	32,155	8,680	27.0%	5.8%	0.0%
Hickman	25,808	5,020	19.5%	26,253	5,475	20.9%	9.1%	1.7%
Houston	8,364	1,891	22.6%	8,451	2,027	24.0%	7.2%	1.0%
Humphreys	18,656	4,097	22.0%	18,733	4,377	23.4%	6.8%	0.4%
Jackson	12,013	3,066	25.5%	12,152	3,351	27.6%	9.3%	1.2%
Jefferson	56,597	12,783	22.6%	58,053	14,267	24.6%	11.6%	2.6%
Johnson	17,780	4,497	25.3%	17,640	4,692	26.6%	4.3%	-0.8%
Knox	489,230	85,740	17.5%	506,257	93,474	18.5%	9.0%	3.5%
Lake	6,907	1,191	17.2%	6,848	1,199	17.5%	0.6%	-0.9%
Lauderdale	25,397	4,475	17.6%	25,274	4,723	18.7%	5.5%	-0.5%
Lawrence	44,865	8,781	19.6%	45,264	9,565	21.1%	8.9%	0.9%

Tennessee Population Estimates 2023 and 2027 *

	Population Estimate 2023			Population Estimate 2027			% Increase	
	Total	65+	%65+	Total	65+	%65+	65+	Total
Lewis	12,394	2,887	23.3%	12,391	3,084	24.9%	6.8%	0.0%
Lincoln	34,943	7,592	21.7%	35,405	8,236	23.3%	8.5%	1.3%
Loudon	57,186	16,756	29.3%	59,885	18,491	30.9%	10.4%	4.7%
McMinn	54,986	12,074	22.0%	55,847	13,097	23.5%	8.5%	1.6%
McNairy	25,942	5,787	22.3%	26,171	6,159	23.5%	6.4%	0.9%
Macon	25,655	4,450	17.3%	26,707	4,907	18.4%	10.3%	4.1%
Madison	98,718	19,352	19.6%	99,036	20,925	21.1%	8.1%	0.3%
Marion	28,904	6,407	22.2%	28,793	6,793	23.6%	6.0%	-0.4%
Marshall	36,191	6,445	17.8%	37,601	7,197	19.1%	11.7%	3.9%
Maury	104,474	19,156	18.3%	110,559	21,553	19.5%	12.5%	5.8%
Meigs	12,753	2,873	22.5%	13,005	3,157	24.3%	9.9%	2.0%
Monroe	48,151	11,385	23.6%	49,178	12,505	25.4%	9.8%	2.1%
Montgomery	227,061	23,975	10.6%	243,942	27,584	11.3%	15.1%	7.4%
Moore	6,487	1,562	24.1%	6,543	1,671	25.5%	6.9%	0.9%
Morgan	21,659	4,315	19.9%	21,890	4,614	21.1%	6.9%	1.1%
Obion	29,916	6,759	22.6%	29,546	6,988	23.7%	3.4%	-1.2%
Overton	22,968	5,086	22.1%	23,414	5,479	23.4%	7.7%	1.9%
Perry	8,194	1,850	22.6%	8,303	1,952	23.5%	5.6%	1.3%
Pickett	5,005	1,525	30.5%	4,932	1,605	32.5%	5.2%	-1.5%
Polk	17,083	3,890	22.8%	17,354	4,255	24.5%	9.4%	1.6%
Putnam	83,834	15,307	18.3%	87,505	16,976	19.4%	10.9%	4.4%
Rhea	34,052	7,042	20.7%	34,768	7,658	22.0%	8.7%	2.1%
Roane	53,994	13,727	25.4%	53,945	14,626	27.1%	6.6%	-0.1%
Robertson	74,699	12,672	17.0%	77,702	14,395	18.5%	13.6%	4.0%
Rutherford	363,690	44,100	12.1%	396,434	52,325	13.2%	18.7%	9.0%
Scott	22,143	4,175	18.9%	22,151	4,459	20.1%	6.8%	0.0%
Sequatchie	15,614	3,652	23.4%	16,138	4,031	25.0%	10.4%	3.4%
Sevier	103,232	22,761	22.0%	108,125	25,331	23.4%	11.3%	4.7%
Shelby	941,637	146,215	15.5%	947,491	156,519	16.5%	7.0%	0.6%
Smith	20,651	3,879	18.8%	21,065	4,327	20.5%	11.6%	2.0%
Stewart	14,003	3,134	22.4%	14,149	3,404	24.1%	8.6%	1.0%
Sullivan	159,811	38,117	23.9%	160,539	40,469	25.2%	6.2%	0.5%
Sumner	205,092	36,251	17.7%	217,255	40,980	18.9%	13.0%	5.9%
Tipton	62,909	10,592	16.8%	63,997	11,743	18.3%	10.9%	1.7%
Trousdale	11,742	1,611	13.7%	12,067	1,746	14.5%	8.4%	2.8%
Unicoi	17,847	4,605	25.8%	17,906	4,899	27.4%	6.4%	0.3%
Union	20,296	4,226	20.8%	20,361	4,696	23.1%	11.1%	0.3%
Van Buren	5,916	1,510	25.5%	5,856	1,594	27.2%	5.6%	-1.0%
Warren	41,908	8,201	19.6%	42,196	8,795	20.8%	7.2%	0.7%
Washington	133,361	27,332	20.5%	136,811	29,657	21.7%	8.5%	2.6%
Wayne	16,377	3,471	21.2%	16,150	3,641	22.5%	4.9%	-1.4%
Weakley	33,249	6,810	20.5%	33,245	7,228	21.7%	6.1%	0.0%
White	28,385	6,319	22.3%	29,196	6,901	23.6%	9.2%	2.9%
Williamson	264,071	40,172	15.2%	288,952	47,379	16.4%	17.9%	9.4%
Wilson	157,668	27,360	17.4%	169,947	31,601	18.6%	15.5%	7.8%

* TN_CoPopProj_2021 UTCBER Population Projection Series.

Source: Boyd Center for Business and Economic Research, University of Tennessee, Knoxville
 Reassembled by the Tennessee Department of Health, Division of Population Health Assessment
 Note: These projections may not match Boyd Center projections precisely due to rounding.

Tennessee Female Population Estimates 2023 and 2027 *

	Population Estimate 2023			Population Estimate 2027			% Increase	
	Total	15-44	%15-44	Total	15-44	%15-44	15-44	Total
Tennessee	3,625,723	1,364,507	37.6%	3,737,259	1,386,899	37.1%	1.6%	3.1%
Anderson	40,329	13,528	33.5%	40,850	13,549	33.2%	0.2%	1.3%
Bedford	26,416	9,764	37.0%	27,649	10,145	36.7%	3.9%	4.7%
Benton	8,213	2,389	29.1%	8,210	2,336	28.5%	-2.2%	0.0%
Bledsoe	6,224	1,871	30.1%	6,265	1,798	28.7%	-3.9%	0.6%
Blount	71,505	23,888	33.4%	74,192	24,458	33.0%	2.4%	3.8%
Bradley	57,623	21,226	36.8%	59,479	21,727	36.5%	2.4%	3.2%
Campbell	20,168	6,626	32.9%	19,956	6,437	32.3%	-2.9%	-1.1%
Cannon	7,580	2,559	33.8%	7,733	2,553	33.0%	-0.3%	2.0%
Carroll	14,045	4,726	33.6%	13,886	4,647	33.5%	-1.7%	-1.1%
Carter	28,671	9,267	32.3%	28,350	8,981	31.7%	-3.1%	-1.1%
Cheatham	21,012	7,520	35.8%	21,370	7,526	35.2%	0.1%	1.7%
Chester	9,176	3,583	39.1%	9,290	3,616	38.9%	0.9%	1.2%
Claiborne	16,538	5,778	34.9%	16,703	5,811	34.8%	0.6%	1.0%
Clay	3,905	1,123	28.7%	3,882	1,088	28.0%	-3.0%	-0.6%
Cocke	18,844	5,967	31.7%	19,059	5,951	31.2%	-0.3%	1.1%
Coffee	30,076	10,723	35.7%	30,887	10,956	35.5%	2.2%	2.7%
Crockett	7,433	2,562	34.5%	7,445	2,536	34.1%	-1.0%	0.2%
Cumberland	32,741	8,498	26.0%	33,966	8,680	25.6%	2.1%	3.7%
Davidson	373,661	168,077	45.0%	383,962	168,258	43.8%	0.1%	2.8%
Decatur	5,884	1,786	30.4%	5,874	1,741	29.6%	-2.5%	-0.2%
DeKalb	10,631	3,583	33.7%	10,935	3,629	33.2%	1.3%	2.9%
Dickson	28,560	10,209	35.7%	29,600	10,387	35.1%	1.7%	3.6%
Dyer	19,055	6,830	35.8%	19,128	6,768	35.4%	-0.9%	0.4%
Fayette	21,920	6,716	30.6%	22,820	6,800	29.8%	1.3%	4.1%
Fentress	9,638	2,889	30.0%	9,741	2,881	29.6%	-0.3%	1.1%
Franklin	21,947	7,798	35.5%	22,154	7,841	35.4%	0.6%	0.9%
Gibson	25,684	9,107	35.5%	25,841	9,054	35.0%	-0.6%	0.6%
Giles	15,251	5,086	33.3%	15,221	5,014	32.9%	-1.4%	-0.2%
Grainger	11,872	3,719	31.3%	12,010	3,691	30.7%	-0.8%	1.2%
Greene	35,679	11,518	32.3%	35,914	11,460	31.9%	-0.5%	0.7%
Grundy	6,679	2,178	32.6%	6,524	2,047	31.4%	-6.0%	-2.3%
Hamblen	33,799	11,628	34.4%	34,511	11,851	34.3%	1.9%	2.1%
Hamilton	197,051	74,691	37.9%	202,522	75,515	37.3%	1.1%	2.8%
Hancock	3,242	1,008	31.1%	3,168	986	31.1%	-2.2%	-2.3%
Hardeman	11,005	3,558	32.3%	10,749	3,405	31.7%	-4.3%	-2.3%
Hardin	13,202	4,079	30.9%	13,210	4,018	30.4%	-1.5%	0.1%
Hawkins	28,932	9,231	31.9%	28,938	9,062	31.3%	-1.8%	0.0%
Haywood	8,881	2,941	33.1%	8,642	2,728	31.6%	-7.2%	-2.7%
Henderson	14,464	5,028	34.8%	14,620	5,009	34.3%	-0.4%	1.1%
Henry	16,596	5,057	30.5%	16,645	5,018	30.1%	-0.8%	0.3%
Hickman	12,372	4,227	34.2%	12,609	4,272	33.9%	1.1%	1.9%
Houston	4,287	1,419	33.1%	4,356	1,416	32.5%	-0.2%	1.6%
Humphreys	9,348	3,085	33.0%	9,380	3,039	32.4%	-1.5%	0.3%
Jackson	5,989	1,799	30.0%	6,076	1,785	29.4%	-0.8%	1.4%
Jefferson	28,797	9,499	33.0%	29,593	9,659	32.6%	1.7%	2.8%
Johnson	8,272	2,371	28.7%	8,129	2,296	28.2%	-3.2%	-1.7%
Knox	251,678	101,769	40.4%	260,611	104,069	39.9%	2.3%	3.5%
Lake	2,475	733	29.6%	2,345	672	28.7%	-8.4%	-5.2%
Lauderdale	12,208	4,218	34.6%	12,121	4,124	34.0%	-2.2%	-0.7%
Lawrence	22,816	7,924	34.7%	23,055	7,974	34.6%	0.6%	1.0%

Tennessee Female Population Estimates 2023 and 2027 *

	Population Estimate 2023			Population Estimate 2027			% Increase	
	Total	15-44	%15-44	Total	15-44	%15-44	15-44	Total
Lewis	6,396	2,060	32.2%	6,417	2,038	31.8%	-1.1%	0.3%
Lincoln	17,827	5,814	32.6%	18,059	5,844	32.4%	0.5%	1.3%
Loudon	29,076	8,203	28.2%	30,483	8,612	28.3%	5.0%	4.8%
McMinn	28,183	9,544	33.9%	28,646	9,535	33.3%	-0.1%	1.6%
McNairy	13,263	4,332	32.7%	13,358	4,303	32.2%	-0.7%	0.7%
Macon	13,145	4,811	36.6%	13,740	4,994	36.3%	3.8%	4.5%
Madison	52,189	19,569	37.5%	52,548	19,459	37.0%	-0.6%	0.7%
Marion	14,764	4,821	32.7%	14,738	4,756	32.3%	-1.4%	-0.2%
Marshall	18,471	6,758	36.6%	19,222	6,930	36.1%	2.5%	4.1%
Maury	54,144	19,951	36.8%	57,467	20,711	36.0%	3.8%	6.1%
Meigs	6,437	2,036	31.6%	6,576	2,031	30.9%	-0.2%	2.2%
Monroe	24,331	7,710	31.7%	24,859	7,789	31.3%	1.0%	2.2%
Montgomery	114,142	51,589	45.2%	122,747	54,515	44.4%	5.7%	7.5%
Moore	3,267	1,042	31.9%	3,303	1,030	31.2%	-1.2%	1.1%
Morgan	9,761	3,167	32.4%	9,793	3,128	31.9%	-1.2%	0.3%
Obion	15,477	5,163	33.4%	15,325	5,031	32.8%	-2.6%	-1.0%
Overton	11,573	3,820	33.0%	11,804	3,860	32.7%	1.1%	2.0%
Perry	4,067	1,319	32.4%	4,124	1,336	32.4%	1.3%	1.4%
Pickett	2,550	673	26.4%	2,519	656	26.1%	-2.5%	-1.2%
Polk	8,677	2,746	31.6%	8,837	2,751	31.1%	0.2%	1.8%
Putnam	42,313	16,686	39.4%	44,253	17,384	39.3%	4.2%	4.6%
Rhea	17,199	5,985	34.8%	17,546	6,097	34.7%	1.9%	2.0%
Roane	27,453	8,417	30.7%	27,455	8,244	30.0%	-2.1%	0.0%
Robertson	37,894	13,879	36.6%	39,535	14,248	36.0%	2.7%	4.3%
Rutherford	185,464	81,433	43.9%	202,233	87,000	43.0%	6.8%	9.0%
Scott	11,263	4,036	35.8%	11,301	3,964	35.1%	-1.8%	0.3%
Sequatchie	7,889	2,502	31.7%	8,181	2,552	31.2%	2.0%	3.7%
Sevier	52,437	17,475	33.3%	54,967	18,284	33.3%	4.6%	4.8%
Shelby	496,301	195,842	39.5%	499,977	194,957	39.0%	-0.5%	0.7%
Smith	10,363	3,663	35.3%	10,611	3,693	34.8%	0.8%	2.4%
Stewart	7,033	2,225	31.6%	7,101	2,230	31.4%	0.2%	1.0%
Sullivan	82,093	26,650	32.5%	82,513	26,469	32.1%	-0.7%	0.5%
Sumner	105,330	38,548	36.6%	111,700	40,304	36.1%	4.6%	6.0%
Tipton	32,070	11,900	37.1%	32,669	11,883	36.4%	-0.1%	1.9%
Trousdale	4,877	1,891	38.8%	5,032	1,942	38.6%	2.7%	3.2%
Unicoi	9,046	2,763	30.5%	9,094	2,734	30.1%	-1.0%	0.5%
Union	10,264	3,425	33.4%	10,330	3,371	32.6%	-1.6%	0.6%
Van Buren	2,922	823	28.2%	2,891	796	27.5%	-3.3%	-1.1%
Warren	21,172	7,421	35.1%	21,355	7,399	34.6%	-0.3%	0.9%
Washington	68,318	26,339	38.6%	70,173	26,867	38.3%	2.0%	2.7%
Wayne	7,259	2,251	31.0%	7,127	2,145	30.1%	-4.7%	-1.8%
Weakley	17,097	6,757	39.5%	17,126	6,755	39.4%	0.0%	0.2%
White	14,516	4,800	33.1%	14,955	4,913	32.9%	2.4%	3.0%
Williamson	134,713	48,993	36.4%	147,670	52,960	35.9%	8.1%	9.6%
Wilson	80,326	29,315	36.5%	86,729	31,137	35.9%	6.2%	8.0%

* TN_CoPopProj_2021 UTCBER Population Projection Series.

Source: Boyd Center for Business and Economic Research, University of Tennessee, Knoxville
 Reassembled by the Tennessee Department of Health, Division of Population Health Assessment
 Note: These projections may not match Boyd Center projections precisely due to rounding.

Tennessee Population Estimates 2022 and 2026 *

	Population Estimate 2022			Population Estimate 2026			% Increase	
	Total	0-17	% 0-17	Total	0-17	% 0-17	0-17	Total
Tennessee	6,997,493	1,541,977	22.0%	7,203,404	1,573,804	21.8%	2.1%	2.9%
Anderson	77,746	15,823	20.4%	78,715	15,811	20.1%	-0.1%	1.2%
Bedford	51,436	12,741	24.8%	53,694	13,207	24.6%	3.7%	4.4%
Benton	16,259	3,120	19.2%	16,268	3,023	18.6%	-3.1%	0.1%
Bledsoe	15,265	2,250	14.7%	15,688	2,247	14.3%	-0.1%	2.8%
Blount	136,116	26,692	19.6%	140,274	27,136	19.3%	1.7%	3.1%
Bradley	110,318	23,808	21.6%	113,675	24,179	21.3%	1.6%	3.0%
Campbell	39,348	7,800	19.8%	38,939	7,588	19.5%	-2.7%	-1.0%
Cannon	14,791	3,018	20.4%	15,040	2,968	19.7%	-1.7%	1.7%
Carroll	27,767	6,030	21.7%	27,417	5,874	21.4%	-2.6%	-1.3%
Carter	55,761	9,725	17.4%	54,913	9,233	16.8%	-5.1%	-1.5%
Cheatham	41,212	8,635	21.0%	41,790	8,478	20.3%	-1.8%	1.4%
Chester	17,394	3,925	22.6%	17,518	3,819	21.8%	-2.7%	0.7%
Claiborne	32,217	5,829	18.1%	32,522	5,558	17.1%	-4.6%	0.9%
Clay	7,768	1,510	19.4%	7,769	1,476	19.0%	-2.3%	0.0%
Cocke	36,221	6,924	19.1%	36,459	6,708	18.4%	-3.1%	0.7%
Coffee	57,147	13,306	23.3%	58,462	13,413	22.9%	0.8%	2.3%
Crockett	14,300	3,259	22.8%	14,231	3,219	22.6%	-1.2%	-0.5%
Cumberland	62,326	10,442	16.8%	64,493	10,494	16.3%	0.5%	3.5%
Davidson	717,032	156,667	21.8%	737,504	163,413	22.2%	4.3%	2.9%
Decatur	11,711	2,326	19.9%	11,667	2,269	19.4%	-2.4%	-0.4%
DeKalb	20,730	4,275	20.6%	21,225	4,276	20.1%	0.0%	2.4%
Dickson	55,704	12,352	22.2%	57,725	12,560	21.8%	1.7%	3.6%
Dyer	37,465	8,773	23.4%	37,520	8,750	23.3%	-0.3%	0.1%
Fayette	42,567	7,834	18.4%	44,364	8,146	18.4%	4.0%	4.2%
Fentress	18,451	3,689	20.0%	18,570	3,626	19.5%	-1.7%	0.6%
Franklin	42,297	8,517	20.1%	42,601	8,424	19.8%	-1.1%	0.7%
Gibson	49,445	11,716	23.7%	49,737	11,684	23.5%	-0.3%	0.6%
Giles	29,403	6,079	20.7%	29,200	5,930	20.3%	-2.5%	-0.7%
Grainger	23,595	4,513	19.1%	23,895	4,431	18.5%	-1.8%	1.3%
Greene	69,852	13,117	18.8%	70,287	12,932	18.4%	-1.4%	0.6%
Grundy	13,072	2,636	20.2%	12,757	2,469	19.4%	-6.3%	-2.4%
Hamblen	65,862	14,827	22.5%	67,031	15,070	22.5%	1.6%	1.8%
Hamilton	375,027	78,747	21.0%	384,624	80,471	20.9%	2.2%	2.6%
Hancock	6,431	1,254	19.5%	6,290	1,176	18.7%	-6.3%	-2.2%
Hardeman	24,981	4,666	18.7%	24,680	4,460	18.1%	-4.4%	-1.2%
Hardin	25,795	5,013	19.4%	25,700	4,812	18.7%	-4.0%	-0.4%
Hawkins	56,619	10,562	18.7%	56,403	10,159	18.0%	-3.8%	-0.4%
Haywood	16,899	3,606	21.3%	16,451	3,438	20.9%	-4.6%	-2.7%
Henderson	28,158	6,165	21.9%	28,392	6,099	21.5%	-1.1%	0.8%
Henry	32,644	6,363	19.5%	32,794	6,226	19.0%	-2.2%	0.5%
Hickman	25,613	5,043	19.7%	26,050	4,946	19.0%	-1.9%	1.7%
Houston	8,384	1,747	20.8%	8,480	1,737	20.5%	-0.6%	1.2%
Humphreys	18,618	3,851	20.7%	18,683	3,780	20.2%	-1.9%	0.3%
Jackson	11,976	2,129	17.8%	12,112	2,131	17.6%	0.1%	1.1%
Jefferson	55,709	10,753	19.3%	57,115	10,757	18.8%	0.0%	2.5%
Johnson	17,711	2,832	16.0%	17,587	2,707	15.4%	-4.4%	-0.7%
Knox	482,417	103,410	21.4%	498,375	106,709	21.4%	3.2%	3.3%
Lake	7,321	979	13.4%	7,239	909	12.6%	-7.1%	-1.1%
Lauderdale	25,815	5,577	21.6%	25,734	5,452	21.2%	-2.3%	-0.3%
Lawrence	44,324	10,292	23.2%	44,721	9,910	22.2%	-3.7%	0.9%

Tennessee Population Estimates 2022 and 2026 *

	Population Estimate 2022			Population Estimate 2026			% Increase	
	Total	0-17	% 0-17	Total	0-17	% 0-17	0-17	Total
Lewis	12,134	2,475	20.4%	12,127	2,393	19.7%	-3.3%	-0.1%
Lincoln	34,677	7,212	20.8%	35,139	7,029	20.0%	-2.5%	1.3%
Loudon	55,779	10,372	18.6%	58,178	10,574	18.2%	1.9%	4.3%
McMinn	54,221	11,188	20.6%	54,947	11,160	20.3%	-0.3%	1.3%
McNairy	26,143	5,399	20.6%	26,336	5,300	20.1%	-1.8%	0.7%
Macon	25,375	6,194	24.4%	26,405	6,400	24.2%	3.3%	4.1%
Madison	97,958	22,207	22.7%	98,181	21,907	22.3%	-1.4%	0.2%
Marion	28,530	5,738	20.1%	28,375	5,571	19.6%	-2.9%	-0.5%
Marshall	35,034	7,946	22.7%	36,261	8,127	22.4%	2.3%	3.5%
Mauzy	100,386	23,012	22.9%	106,021	24,163	22.8%	5.0%	5.6%
Meigs	12,616	2,478	19.6%	12,872	2,470	19.2%	-0.3%	2.0%
Monroe	47,548	9,396	19.8%	48,442	9,201	19.0%	-2.1%	1.9%
Montgomery	223,240	60,476	27.1%	240,304	65,462	27.2%	8.2%	7.6%
Moore	6,495	1,188	18.3%	6,560	1,181	18.0%	-0.6%	1.0%
Morgan	21,911	4,013	18.3%	22,152	3,951	17.8%	-1.5%	1.1%
Obion	29,967	6,378	21.3%	29,577	6,287	21.3%	-1.4%	-1.3%
Overton	22,614	4,612	20.4%	23,064	4,652	20.2%	0.9%	2.0%
Perry	8,191	1,763	21.5%	8,304	1,753	21.1%	-0.6%	1.4%
Pickett	5,022	838	16.7%	4,947	794	16.1%	-5.3%	-1.5%
Polk	17,226	3,216	18.7%	17,482	3,189	18.2%	-0.8%	1.5%
Putnam	82,286	17,980	21.9%	85,483	18,555	21.7%	3.2%	3.9%
Rhea	33,892	7,331	21.6%	34,634	7,206	20.8%	-1.7%	2.2%
Roane	53,377	9,591	18.0%	53,357	9,408	17.6%	-1.9%	0.0%
Robertson	74,294	17,124	23.0%	77,321	17,626	22.8%	2.9%	4.1%
Rutherford	357,199	87,612	24.5%	389,816	94,893	24.3%	8.3%	9.1%
Scott	22,172	5,112	23.1%	22,215	5,007	22.5%	-2.1%	0.2%
Sequatchie	15,518	3,074	19.8%	16,085	3,132	19.5%	1.9%	3.7%
Sevier	103,319	20,604	19.9%	108,302	21,298	19.7%	3.4%	4.8%
Shelby	944,036	232,951	24.7%	950,748	233,163	24.5%	0.1%	0.7%
Smith	20,435	4,465	21.8%	20,836	4,474	21.5%	0.2%	2.0%
Stewart	13,765	2,734	19.9%	13,912	2,681	19.3%	-1.9%	1.1%
Sullivan	158,570	29,914	18.9%	158,840	29,693	18.7%	-0.7%	0.2%
Sumner	199,672	45,566	22.8%	211,712	47,756	22.6%	4.8%	6.0%
Tipton	62,919	14,823	23.6%	64,016	14,760	23.1%	-0.4%	1.7%
Trousdale	11,388	2,073	18.2%	11,693	2,067	17.7%	-0.3%	2.7%
Unicoi	17,916	3,240	18.1%	17,995	3,241	18.0%	0.0%	0.4%
Union	19,900	4,071	20.5%	19,998	3,938	19.7%	-3.3%	0.5%
VanBuren	5,748	1,059	18.4%	5,704	1,024	18.0%	-3.3%	-0.8%
Warren	41,170	9,172	22.3%	41,359	9,014	21.8%	-1.7%	0.5%
Washington	132,735	25,813	19.4%	136,327	26,367	19.3%	2.1%	2.7%
Wayne	16,388	2,642	16.1%	16,176	2,487	15.4%	-5.9%	-1.3%
Weakley	33,169	6,830	20.6%	32,977	6,707	20.3%	-1.8%	-0.6%
White	27,939	5,818	20.8%	28,660	5,782	20.2%	-0.6%	2.6%
Williamson	256,315	66,049	25.8%	280,668	70,417	25.1%	6.6%	9.5%
Wilson	153,287	35,076	22.9%	165,519	37,254	22.5%	6.2%	8.0%

* TN_CoPopProj_2019 UTCBER Population Projection Series.

Source: Boyd Center for Business and Economic Research, University of Tennessee, Knoxville
 Reassembled by the Tennessee Department of Health, Division of Policy, Planning and Assessment
 Note: These projections may not match Boyd Center projections precisely due to rounding.

Tennessee Population Estimates 2022 and 2026 *

	Population Estimate 2022			Population Estimate 2026			% Increase	
	Total	18+	%18+	Total	18+	%18+	18+	Total
Tennessee	6,997,493	5,455,516	78.0%	7,203,404	5,629,600	78.2%	3.2%	2.9%
Anderson	77,746	61,923	79.6%	78,715	62,904	79.9%	1.6%	1.2%
Bedford	51,436	38,694	75.2%	53,694	40,487	75.4%	4.6%	4.4%
Benton	16,259	13,138	80.8%	16,268	13,245	81.4%	0.8%	0.1%
Bledsoe	15,265	13,015	85.3%	15,688	13,441	85.7%	3.3%	2.8%
Blount	136,116	109,424	80.4%	140,274	113,138	80.7%	3.4%	3.1%
Bradley	110,318	86,510	78.4%	113,675	89,496	78.7%	3.5%	3.0%
Campbell	39,348	31,548	80.2%	38,939	31,351	80.5%	-0.6%	-1.0%
Cannon	14,791	11,773	79.6%	15,040	12,072	80.3%	2.5%	1.7%
Carroll	27,767	21,737	78.3%	27,417	21,543	78.6%	-0.9%	-1.3%
Carter	55,761	46,036	82.6%	54,913	45,680	83.2%	-0.8%	-1.5%
Cheatham	41,212	32,577	79.0%	41,790	33,312	79.7%	2.3%	1.4%
Chester	17,394	13,469	77.4%	17,518	13,699	78.2%	1.7%	0.7%
Claiborne	32,217	26,388	81.9%	32,522	26,963	82.9%	2.2%	0.9%
Clay	7,768	6,258	80.6%	7,769	6,294	81.0%	0.6%	0.0%
Cocke	36,221	29,297	80.9%	36,459	29,752	81.6%	1.6%	0.7%
Coffee	57,147	43,841	76.7%	58,462	45,049	77.1%	2.8%	2.3%
Crockett	14,300	11,041	77.2%	14,231	11,011	77.4%	-0.3%	-0.5%
Cumberland	62,326	51,884	83.2%	64,493	53,999	83.7%	4.1%	3.5%
Davidson	717,032	560,365	78.2%	737,504	574,092	77.8%	2.4%	2.9%
Decatur	11,711	9,385	80.1%	11,667	9,398	80.6%	0.1%	-0.4%
DeKalb	20,730	16,455	79.4%	21,225	16,949	79.9%	3.0%	2.4%
Dickson	55,704	43,352	77.8%	57,725	45,165	78.2%	4.2%	3.6%
Dyer	37,465	28,692	76.6%	37,520	28,770	76.7%	0.3%	0.1%
Fayette	42,567	34,733	81.6%	44,364	36,218	81.6%	4.3%	4.2%
Fentress	18,451	14,761	80.0%	18,570	14,944	80.5%	1.2%	0.6%
Franklin	42,297	33,781	79.9%	42,601	34,177	80.2%	1.2%	0.7%
Gibson	49,445	37,729	76.3%	49,737	38,054	76.5%	0.9%	0.6%
Giles	29,403	23,324	79.3%	29,200	23,270	79.7%	-0.2%	-0.7%
Grainger	23,595	19,082	80.9%	23,895	19,464	81.5%	2.0%	1.3%
Greene	69,852	56,734	81.2%	70,287	57,355	81.6%	1.1%	0.6%
Grundy	13,072	10,435	79.8%	12,757	10,287	80.6%	-1.4%	-2.4%
Hamblen	65,862	51,035	77.5%	67,031	51,961	77.5%	1.8%	1.8%
Hamilton	375,027	296,280	79.0%	384,624	304,153	79.1%	2.7%	2.6%
Hancock	6,431	5,177	80.5%	6,290	5,115	81.3%	-1.2%	-2.2%
Hardeman	24,981	20,315	81.3%	24,680	20,220	81.9%	-0.5%	-1.2%
Hardin	25,795	20,782	80.6%	25,700	20,888	81.3%	0.5%	-0.4%
Hawkins	56,619	46,056	81.3%	56,403	46,244	82.0%	0.4%	-0.4%
Haywood	16,899	13,294	78.7%	16,451	13,013	79.1%	-2.1%	-2.7%
Henderson	28,158	21,993	78.1%	28,392	22,292	78.5%	1.4%	0.8%
Henry	32,644	26,280	80.5%	32,794	26,568	81.0%	1.1%	0.5%
Hickman	25,613	20,570	80.3%	26,050	21,105	81.0%	2.6%	1.7%
Houston	8,384	6,636	79.2%	8,480	6,744	79.5%	1.6%	1.2%
Humphreys	18,618	14,767	79.3%	18,683	14,903	79.8%	0.9%	0.3%
Jackson	11,976	9,847	82.2%	12,112	9,981	82.4%	1.4%	1.1%
Jefferson	55,709	44,957	80.7%	57,115	46,359	81.2%	3.1%	2.5%
Johnson	17,711	14,879	84.0%	17,587	14,879	84.6%	0.0%	-0.7%
Knox	482,417	379,006	78.6%	498,375	391,666	78.6%	3.3%	3.3%
Lake	7,321	6,343	86.6%	7,239	6,330	87.4%	-0.2%	-1.1%
Lauderdale	25,815	20,238	78.4%	25,734	20,282	78.8%	0.2%	-0.3%
Lawrence	44,324	34,032	76.8%	44,721	34,811	77.8%	2.3%	0.9%

Tennessee Population Estimates 2022 and 2026 *

	Population Estimate 2022			Population Estimate 2026			% Increase	
	Total	18+	%18+	Total	18+	%18+	18+	Total
Lewis	12,134	9,659	79.6%	12,127	9,734	80.3%	0.8%	-0.1%
Lincoln	34,677	27,465	79.2%	35,139	28,110	80.0%	2.3%	1.3%
Loudon	55,779	45,407	81.4%	58,178	47,604	81.8%	4.8%	4.3%
McMinn	54,221	43,033	79.4%	54,947	43,787	79.7%	1.8%	1.3%
McNairy	26,143	20,745	79.4%	26,336	21,036	79.9%	1.4%	0.7%
Macon	25,375	19,181	75.6%	26,405	20,004	75.8%	4.3%	4.1%
Madison	97,958	75,752	77.3%	98,181	76,275	77.7%	0.7%	0.2%
Marion	28,530	22,791	79.9%	28,375	22,804	80.4%	0.1%	-0.5%
Marshall	35,034	27,088	77.3%	36,261	28,133	77.6%	3.9%	3.5%
Maury	100,386	77,374	77.1%	106,021	81,857	77.2%	5.8%	5.6%
Meigs	12,616	10,138	80.4%	12,872	10,402	80.8%	2.6%	2.0%
Monroe	47,548	38,152	80.2%	48,442	39,242	81.0%	2.9%	1.9%
Montgomery	223,240	162,764	72.9%	240,304	174,842	72.8%	7.4%	7.6%
Moore	6,495	5,307	81.7%	6,560	5,379	82.0%	1.3%	1.0%
Morgan	21,911	17,899	81.7%	22,152	18,201	82.2%	1.7%	1.1%
Obion	29,967	23,588	78.7%	29,577	23,290	78.7%	-1.3%	-1.3%
Overton	22,614	18,003	79.6%	23,064	18,413	79.8%	2.3%	2.0%
Perry	8,191	6,428	78.5%	8,304	6,551	78.9%	1.9%	1.4%
Pickett	5,022	4,184	83.3%	4,947	4,153	83.9%	-0.7%	-1.5%
Polk	17,226	14,010	81.3%	17,482	14,293	81.8%	2.0%	1.5%
Putnam	82,286	64,306	78.1%	85,483	66,928	78.3%	4.1%	3.9%
Rhea	33,892	26,561	78.4%	34,634	27,429	79.2%	3.3%	2.2%
Roane	53,377	43,786	82.0%	53,357	43,949	82.4%	0.4%	0.0%
Robertson	74,294	57,170	77.0%	77,321	59,695	77.2%	4.4%	4.1%
Rutherford	357,199	269,587	75.5%	389,816	294,923	75.7%	9.4%	9.1%
Scott	22,172	17,060	76.9%	22,215	17,208	77.5%	0.9%	0.2%
Sequatchie	15,518	12,444	80.2%	16,085	12,953	80.5%	4.1%	3.7%
Sevier	103,319	82,715	80.1%	108,302	87,004	80.3%	5.2%	4.8%
Shelby	944,036	711,085	75.3%	950,748	717,585	75.5%	0.9%	0.7%
Smith	20,435	15,970	78.2%	20,836	16,362	78.5%	2.5%	2.0%
Stewart	13,765	11,031	80.1%	13,912	11,230	80.7%	1.8%	1.1%
Sullivan	158,570	128,655	81.1%	158,840	129,147	81.3%	0.4%	0.2%
Sumner	199,672	154,106	77.2%	211,712	163,955	77.4%	6.4%	6.0%
Tipton	62,919	48,096	76.4%	64,016	49,255	76.9%	2.4%	1.7%
Trousdale	11,388	9,314	81.8%	11,693	9,626	82.3%	3.3%	2.7%
Unicoi	17,916	14,676	81.9%	17,995	14,754	82.0%	0.5%	0.4%
Union	19,900	15,828	79.5%	19,998	16,059	80.3%	1.5%	0.5%
VanBuren	5,748	4,689	81.6%	5,704	4,679	82.0%	-0.2%	-0.8%
Warren	41,170	31,998	77.7%	41,359	32,344	78.2%	1.1%	0.5%
Washington	132,735	106,922	80.6%	136,327	109,960	80.7%	2.8%	2.7%
Wayne	16,388	13,745	83.9%	16,176	13,690	84.6%	-0.4%	-1.3%
Weakley	33,169	26,339	79.4%	32,977	26,270	79.7%	-0.3%	-0.6%
White	27,939	22,121	79.2%	28,660	22,878	79.8%	3.4%	2.6%
Williamson	256,315	190,266	74.2%	280,668	210,251	74.9%	10.5%	9.5%
Wilson	153,287	118,211	77.1%	165,519	128,265	77.5%	8.5%	8.0%

* TN_CoPopProj_2019 UTCBER Population Projection Series.

Source: Boyd Center for Business and Economic Research, University of Tennessee, Knoxville
 Reassembled by the Tennessee Department of Health, Division of Policy, Planning and Assessment
 Note: These projections may not match Boyd Center projections precisely due to rounding.

Tennessee Population Estimates 2022 and 2026 *

	Population Estimate 2022			Population Estimate 2026			% Increase	
	Total	65+	%65+	Total	65+	%65+	65+	Total
Tennessee	6,997,493	1,254,329	17.9%	7,203,404	1,376,455	19.1%	9.7%	2.9%
Anderson	77,746	16,997	21.9%	78,715	18,265	23.2%	7.5%	1.2%
Bedford	51,436	8,430	16.4%	53,694	9,395	17.5%	11.4%	4.4%
Benton	16,259	4,154	25.5%	16,268	4,419	27.2%	6.4%	0.1%
Bledsoe	15,265	3,072	20.1%	15,688	3,398	21.7%	10.6%	2.8%
Blount	136,116	30,079	22.1%	140,274	33,120	23.6%	10.1%	3.1%
Bradley	110,318	20,539	18.6%	113,675	22,589	19.9%	10.0%	3.0%
Campbell	39,348	8,772	22.3%	38,939	9,198	23.6%	4.8%	-1.0%
Cannon	14,791	2,991	20.2%	15,040	3,306	22.0%	10.5%	1.7%
Carroll	27,767	6,094	21.9%	27,417	6,395	23.3%	4.9%	-1.3%
Carter	55,761	13,484	24.2%	54,913	14,323	26.1%	6.2%	-1.5%
Cheatham	41,212	7,109	17.2%	41,790	8,041	19.2%	13.1%	1.4%
Chester	17,394	3,265	18.8%	17,518	3,540	20.2%	8.4%	0.7%
Claiborne	32,217	7,106	22.1%	32,522	7,733	23.8%	8.8%	0.9%
Clay	7,768	2,085	26.8%	7,769	2,250	29.0%	7.9%	0.0%
Cocke	36,221	8,452	23.3%	36,459	9,200	25.2%	8.9%	0.7%
Coffee	57,147	10,675	18.7%	58,462	11,589	19.8%	8.6%	2.3%
Crockett	14,300	2,926	20.5%	14,231	3,111	21.9%	6.3%	-0.5%
Cumberland	62,326	20,609	33.1%	64,493	22,565	35.0%	9.5%	3.5%
Davidson	717,032	95,863	13.4%	737,504	104,859	14.2%	9.4%	2.9%
Decatur	11,711	2,999	25.6%	11,667	3,183	27.3%	6.1%	-0.4%
DeKalb	20,730	4,215	20.3%	21,225	4,665	22.0%	10.7%	2.4%
Dickson	55,704	10,035	18.0%	57,725	11,224	19.4%	11.9%	3.6%
Dyer	37,465	7,151	19.1%	37,520	7,596	20.2%	6.2%	0.1%
Fayette	42,567	10,177	23.9%	44,364	11,494	25.9%	12.9%	4.2%
Fentress	18,451	4,464	24.2%	18,570	4,827	26.0%	8.1%	0.6%
Franklin	42,297	9,313	22.0%	42,601	10,008	23.5%	7.5%	0.7%
Gibson	49,445	9,575	19.4%	49,737	10,134	20.4%	5.8%	0.6%
Giles	29,403	6,482	22.0%	29,200	6,953	23.8%	7.3%	-0.7%
Grainger	23,595	5,369	22.8%	23,895	5,898	24.7%	9.9%	1.3%
Greene	69,852	16,425	23.5%	70,287	17,609	25.1%	7.2%	0.6%
Grundy	13,072	3,007	23.0%	12,757	3,171	24.9%	5.4%	-2.4%
Hamblen	65,862	12,988	19.7%	67,031	13,928	20.8%	7.2%	1.8%
Hamilton	375,027	71,417	19.0%	384,624	77,381	20.1%	8.4%	2.6%
Hancock	6,431	1,513	23.5%	6,290	1,592	25.3%	5.3%	-2.2%
Hardeman	24,981	4,863	19.5%	24,680	5,031	20.4%	3.5%	-1.2%
Hardin	25,795	6,487	25.2%	25,700	6,891	26.8%	6.2%	-0.4%
Hawkins	56,619	13,161	23.2%	56,403	14,170	25.1%	7.7%	-0.4%
Haywood	16,899	3,647	21.6%	16,451	3,884	23.6%	6.5%	-2.7%
Henderson	28,158	5,616	19.9%	28,392	6,037	21.3%	7.5%	0.8%
Henry	32,644	8,207	25.1%	32,794	8,752	26.7%	6.6%	0.5%
Hickman	25,613	4,905	19.1%	26,050	5,342	20.5%	8.9%	1.7%
Houston	8,384	1,854	22.1%	8,480	1,991	23.5%	7.4%	1.2%
Humphreys	18,618	4,063	21.8%	18,683	4,349	23.3%	7.1%	0.3%
Jackson	11,976	3,014	25.2%	12,112	3,299	27.2%	9.5%	1.1%
Jefferson	55,709	12,364	22.2%	57,115	13,759	24.1%	11.3%	2.5%
Johnson	17,711	4,358	24.6%	17,587	4,541	25.8%	4.2%	-0.7%
Knox	482,417	82,989	17.2%	498,375	90,811	18.2%	9.4%	3.3%
Lake	7,321	1,204	16.4%	7,239	1,213	16.8%	0.8%	-1.1%
Lauderdale	25,815	4,458	17.3%	25,734	4,698	18.3%	5.4%	-0.3%
Lawrence	44,324	8,644	19.5%	44,721	9,395	21.0%	8.7%	0.9%

Tennessee Population Estimates 2022 and 2026 *

	Population Estimate 2022			Population Estimate 2026			% Increase	
	Total	65+	%65+	Total	65+	%65+	65+	Total
Lewis	12,134	2,829	23.3%	12,127	3,042	25.1%	7.6%	-0.1%
Lincoln	34,677	7,407	21.4%	35,139	8,056	22.9%	8.8%	1.3%
Loudon	55,779	15,932	28.6%	58,178	17,499	30.1%	9.8%	4.3%
McMinn	54,221	11,739	21.7%	54,947	12,765	23.2%	8.7%	1.3%
McNairy	26,143	5,831	22.3%	26,336	6,197	23.5%	6.3%	0.7%
Macon	25,375	4,330	17.1%	26,405	4,810	18.2%	11.1%	4.1%
Madison	97,958	18,656	19.0%	98,181	20,248	20.6%	8.5%	0.2%
Marion	28,530	6,260	21.9%	28,375	6,641	23.4%	6.1%	-0.5%
Marshall	35,034	6,205	17.7%	36,261	6,910	19.1%	11.4%	3.5%
Maury	100,386	17,888	17.8%	106,021	20,276	19.1%	13.3%	5.6%
Meigs	12,616	2,868	22.7%	12,872	3,130	24.3%	9.2%	2.0%
Monroe	47,548	11,056	23.3%	48,442	12,097	25.0%	9.4%	1.9%
Montgomery	223,240	22,705	10.2%	240,304	26,213	10.9%	15.5%	7.6%
Moore	6,495	1,542	23.7%	6,560	1,664	25.4%	7.9%	1.0%
Morgan	21,911	4,239	19.3%	22,152	4,545	20.5%	7.2%	1.1%
Obion	29,967	6,675	22.3%	29,577	6,957	23.5%	4.2%	-1.3%
Overton	22,614	4,995	22.1%	23,064	5,378	23.3%	7.7%	2.0%
Perry	8,191	1,846	22.5%	8,304	1,960	23.6%	6.1%	1.4%
Pickett	5,022	1,492	29.7%	4,947	1,575	31.8%	5.6%	-1.5%
Polk	17,226	3,910	22.7%	17,482	4,258	24.4%	8.9%	1.5%
Putnam	82,286	14,863	18.1%	85,483	16,415	19.2%	10.4%	3.9%
Rhea	33,892	6,859	20.2%	34,634	7,464	21.6%	8.8%	2.2%
Roane	53,377	13,393	25.1%	53,357	14,380	27.0%	7.4%	0.0%
Robertson	74,294	12,402	16.7%	77,321	14,103	18.2%	13.7%	4.1%
Rutherford	357,199	42,114	11.8%	389,816	50,310	12.9%	19.5%	9.1%
Scott	22,172	4,095	18.5%	22,215	4,396	19.8%	7.4%	0.2%
Sequatchie	15,518	3,524	22.7%	16,085	3,929	24.4%	11.5%	3.7%
Sevier	103,319	22,298	21.6%	108,302	24,857	23.0%	11.5%	4.8%
Shelby	944,036	142,579	15.1%	950,748	154,037	16.2%	8.0%	0.7%
Smith	20,435	3,876	19.0%	20,836	4,304	20.7%	11.0%	2.0%
Stewart	13,765	3,067	22.3%	13,912	3,332	23.9%	8.6%	1.1%
Sullivan	158,570	37,493	23.6%	158,840	39,711	25.0%	5.9%	0.2%
Sumner	199,672	34,799	17.4%	211,712	39,506	18.7%	13.5%	6.0%
Tipton	62,919	10,275	16.3%	64,016	11,454	17.9%	11.5%	1.7%
Trousdale	11,388	1,564	13.7%	11,693	1,692	14.5%	8.2%	2.7%
Unicoi	17,916	4,511	25.2%	17,995	4,813	26.7%	6.7%	0.4%
Union	19,900	4,119	20.7%	19,998	4,582	22.9%	11.2%	0.5%
VanBuren	5,748	1,497	26.0%	5,704	1,589	27.9%	6.2%	-0.8%
Warren	41,170	7,965	19.3%	41,359	8,531	20.6%	7.1%	0.5%
Washington	132,735	26,466	19.9%	136,327	28,838	21.2%	9.0%	2.7%
Wayne	16,388	3,425	20.9%	16,176	3,581	22.1%	4.5%	-1.3%
Weakley	33,169	6,754	20.4%	32,977	7,151	21.7%	5.9%	-0.6%
White	27,939	6,137	22.0%	28,660	6,681	23.3%	8.9%	2.6%
Williamson	256,315	37,752	14.7%	280,668	44,883	16.0%	18.9%	9.5%
Wilson	153,287	26,434	17.2%	165,519	30,578	18.5%	15.7%	8.0%

* TN_CoPopProj_2019 UTCBER Population Projection Series.

Source: Boyd Center for Business and Economic Research, University of Tennessee, Knoxville
 Reassembled by the Tennessee Department of Health, Division of Policy, Planning and Assessment
 Note: These projections may not match Boyd Center projections precisely due to rounding.

Tennessee Female Population Estimates 2022 and 2026 *

	Population Estimate 2022			Population Estimate 2026			% Increase	
	Total	15-44	%15-44	Total	15-44	%15-44	15-44	Total
Tennessee	3,587,578	1,351,308	37.7%	3,696,105	1,374,176	37.2%	1.7%	3.0%
Anderson	39,873	13,233	33.2%	40,326	13,252	32.9%	0.1%	1.1%
Bedford	26,256	9,666	36.8%	27,476	10,059	36.6%	4.1%	4.6%
Benton	8,287	2,420	29.2%	8,283	2,371	28.6%	-2.1%	0.0%
Bledsoe	6,145	1,895	30.8%	6,195	1,820	29.4%	-4.0%	0.8%
Blount	70,255	23,578	33.6%	72,521	24,071	33.2%	2.1%	3.2%
Bradley	56,761	21,105	37.2%	58,544	21,583	36.9%	2.3%	3.1%
Campbell	20,014	6,591	32.9%	19,798	6,396	32.3%	-3.0%	-1.1%
Cannon	7,449	2,473	33.2%	7,574	2,467	32.6%	-0.2%	1.7%
Carroll	14,182	4,734	33.4%	13,997	4,643	33.2%	-1.9%	-1.3%
Carter	28,542	9,227	32.3%	28,174	8,939	31.7%	-3.1%	-1.3%
Cheatham	20,794	7,459	35.9%	21,128	7,434	35.2%	-0.3%	1.6%
Chester	9,081	3,578	39.4%	9,191	3,596	39.1%	0.5%	1.2%
Claiborne	16,480	5,773	35.0%	16,642	5,779	34.7%	0.1%	1.0%
Clay	3,923	1,125	28.7%	3,900	1,096	28.1%	-2.5%	-0.6%
Cocke	18,774	5,980	31.9%	18,948	5,933	31.3%	-0.8%	0.9%
Coffee	29,261	10,383	35.5%	29,953	10,550	35.2%	1.6%	2.4%
Crockett	7,495	2,567	34.2%	7,491	2,537	33.9%	-1.2%	-0.1%
Cumberland	31,998	8,485	26.5%	33,088	8,661	26.2%	2.1%	3.4%
Davidson	370,870	167,846	45.3%	381,483	168,269	44.1%	0.3%	2.9%
Decatur	5,971	1,806	30.3%	5,951	1,764	29.6%	-2.4%	-0.3%
DeKalb	10,397	3,501	33.7%	10,657	3,537	33.2%	1.0%	2.5%
Dickson	28,410	10,125	35.6%	29,482	10,347	35.1%	2.2%	3.8%
Dyer	19,457	6,982	35.9%	19,521	6,912	35.4%	-1.0%	0.3%
Fayette	21,643	6,679	30.9%	22,580	6,799	30.1%	1.8%	4.3%
Fentress	9,470	2,860	30.2%	9,552	2,841	29.7%	-0.7%	0.9%
Franklin	21,679	7,750	35.7%	21,868	7,784	35.6%	0.4%	0.9%
Gibson	25,726	9,084	35.3%	25,869	9,040	34.9%	-0.5%	0.6%
Giles	15,183	5,068	33.4%	15,124	5,007	33.1%	-1.2%	-0.4%
Grainger	11,709	3,656	31.2%	11,856	3,622	30.5%	-0.9%	1.3%
Greene	35,535	11,572	32.6%	35,782	11,496	32.1%	-0.7%	0.7%
Grundy	6,608	2,164	32.7%	6,448	2,038	31.6%	-5.8%	-2.4%
Hamblen	33,845	11,704	34.6%	34,559	11,910	34.5%	1.8%	2.1%
Hamilton	193,980	73,137	37.7%	198,971	74,041	37.2%	1.2%	2.6%
Hancock	3,251	1,027	31.6%	3,180	994	31.3%	-3.2%	-2.2%
Hardeman	11,215	3,648	32.5%	10,953	3,483	31.8%	-4.5%	-2.3%
Hardin	13,282	4,096	30.8%	13,288	4,046	30.4%	-1.2%	0.1%
Hawkins	28,877	9,230	32.0%	28,803	9,051	31.4%	-1.9%	-0.3%
Haywood	9,021	2,956	32.8%	8,781	2,748	31.3%	-7.0%	-2.7%
Henderson	14,510	5,043	34.8%	14,644	5,019	34.3%	-0.5%	0.9%
Henry	16,885	5,129	30.4%	17,004	5,121	30.1%	-0.2%	0.7%
Hickman	12,183	4,172	34.2%	12,415	4,203	33.9%	0.7%	1.9%
Houston	4,297	1,433	33.3%	4,370	1,441	33.0%	0.6%	1.7%
Humphreys	9,362	3,068	32.8%	9,392	3,032	32.3%	-1.2%	0.3%
Jackson	6,032	1,775	29.4%	6,109	1,759	28.8%	-0.9%	1.3%
Jefferson	28,367	9,436	33.3%	29,147	9,576	32.9%	1.5%	2.7%
Johnson	8,129	2,369	29.1%	8,006	2,290	28.6%	-3.4%	-1.5%
Knox	248,301	100,086	40.3%	256,675	102,392	39.9%	2.3%	3.4%
Lake	2,508	758	30.2%	2,379	694	29.2%	-8.4%	-5.2%
Lauderdale	12,492	4,394	35.2%	12,417	4,281	34.5%	-2.6%	-0.6%
Lawrence	22,573	7,837	34.7%	22,802	7,881	34.6%	0.6%	1.0%

Tennessee Female Population Estimates 2022 and 2026 *

	Population Estimate 2022			Population Estimate 2026			% Increase	
	Total	15-44	%15-44	Total	15-44	%15-44	15-44	Total
Lewis	6,242	1,999	32.0%	6,262	1,968	31.4%	-1.5%	0.3%
Lincoln	17,661	5,717	32.4%	17,884	5,757	32.2%	0.7%	1.3%
Loudon	28,423	8,171	28.7%	29,665	8,522	28.7%	4.3%	4.4%
McMinn	27,836	9,380	33.7%	28,227	9,372	33.2%	-0.1%	1.4%
McNairy	13,280	4,313	32.5%	13,361	4,282	32.0%	-0.7%	0.6%
Macon	13,032	4,728	36.3%	13,612	4,913	36.1%	3.9%	4.4%
Madison	51,763	19,453	37.6%	52,054	19,360	37.2%	-0.5%	0.6%
Marion	14,616	4,780	32.7%	14,561	4,705	32.3%	-1.6%	-0.4%
Marshall	17,905	6,477	36.2%	18,558	6,626	35.7%	2.3%	3.6%
Maury	52,130	19,067	36.6%	55,210	19,843	35.9%	4.1%	5.9%
Meigs	6,375	2,025	31.8%	6,517	2,019	31.0%	-0.3%	2.2%
Monroe	23,894	7,710	32.3%	24,360	7,752	31.8%	0.5%	2.0%
Montgomery	112,215	51,057	45.5%	120,909	54,105	44.7%	6.0%	7.7%
Moore	3,263	1,044	32.0%	3,300	1,035	31.4%	-0.8%	1.2%
Morgan	9,850	3,210	32.6%	9,885	3,168	32.0%	-1.3%	0.4%
Obion	15,509	5,111	33.0%	15,341	5,001	32.6%	-2.1%	-1.1%
Overton	11,419	3,790	33.2%	11,653	3,818	32.8%	0.7%	2.0%
Perry	4,060	1,321	32.5%	4,115	1,341	32.6%	1.5%	1.4%
Pickett	2,518	674	26.8%	2,486	647	26.0%	-4.1%	-1.3%
Polk	8,766	2,772	31.6%	8,921	2,773	31.1%	0.0%	1.8%
Putnam	41,443	16,471	39.7%	43,159	17,025	39.4%	3.4%	4.1%
Rhea	17,075	5,979	35.0%	17,435	6,097	35.0%	2.0%	2.1%
Roane	27,352	8,347	30.5%	27,349	8,168	29.9%	-2.1%	0.0%
Robertson	37,716	13,859	36.7%	39,369	14,274	36.3%	3.0%	4.4%
Rutherford	181,595	79,871	44.0%	198,319	85,538	43.1%	7.1%	9.2%
Scott	11,323	4,073	36.0%	11,371	4,024	35.4%	-1.2%	0.4%
Sequatchie	7,866	2,561	32.6%	8,174	2,596	31.8%	1.4%	3.9%
Sevier	52,791	17,695	33.5%	55,348	18,480	33.4%	4.4%	4.8%
Shelby	496,201	195,450	39.4%	500,341	194,737	38.9%	-0.4%	0.8%
Smith	10,297	3,593	34.9%	10,534	3,625	34.4%	0.9%	2.3%
Stewart	6,894	2,168	31.4%	6,967	2,164	31.1%	-0.2%	1.0%
Sullivan	81,534	26,408	32.4%	81,717	26,179	32.0%	-0.9%	0.2%
Sumner	102,364	37,309	36.4%	108,674	39,112	36.0%	4.8%	6.2%
Tipton	31,923	11,807	37.0%	32,527	11,830	36.4%	0.2%	1.9%
Trousdale	4,662	1,798	38.6%	4,811	1,832	38.1%	1.9%	3.2%
Unicoi	9,140	2,847	31.1%	9,199	2,817	30.6%	-1.1%	0.6%
Union	10,117	3,369	33.3%	10,195	3,339	32.8%	-0.9%	0.8%
VanBuren	2,870	819	28.6%	2,845	786	27.6%	-4.0%	-0.9%
Warren	20,834	7,317	35.1%	20,958	7,278	34.7%	-0.5%	0.6%
Washington	67,989	26,473	38.9%	69,893	27,034	38.7%	2.1%	2.8%
Wayne	7,307	2,263	31.0%	7,173	2,170	30.3%	-4.1%	-1.8%
Weakley	16,981	6,669	39.3%	16,927	6,650	39.3%	-0.3%	-0.3%
White	14,300	4,737	33.1%	14,691	4,851	33.0%	2.4%	2.7%
Williamson	130,834	47,546	36.3%	143,492	51,642	36.0%	8.6%	9.7%
Wilson	78,082	28,418	36.4%	84,460	30,321	35.9%	6.7%	8.2%

* TN_CoPopProj_2019 UTCBER Population Projection Series.

Source: Boyd Center for Business and Economic Research, University of Tennessee, Knoxville
 Reassembled by the Tennessee Department of Health, Division of Policy, Planning and Assessment
 Note: These projections may not match Boyd Center projections precisely due to rounding.

Attachment 1N-3
Projected Home Health Need

County	Licensed Agencies Serving County (2023)*	Agencies Reporting Patients Served (2023)**	Population (2023)^	Home Health Patients (2023)**	Use Rate / 1,000 (2023)	Projected Population (2026)^^	Projected HH Capacity (2026)	Projected HH Need (2026)	2026 Need/(Surplus)
Cheatham	36	25	41,692	763	18.3	41,970	768	630	(139)
Clay	17	9	7,655	264	34.5	7,769	268	117	(151)
Cumberland	26	17	63,803	2,093	32.8	64,493	2,116	967	(1,148)
Davidson	41	33	722,445	12,606	17.4	737,504	12,869	11,063	(1,806)
DeKalb	36	16	21,305	610	28.6	21,225	608	318	(289)
Fentress	20	6	18,962	906	47.8	18,570	887	279	(609)
Jackson	21	10	12,013	343	28.6	12,112	346	182	(164)
Macon	28	14	25,655	540	21.0	26,405	556	396	(160)
Maury	32	22	104,474	2,252	21.6	106,021	2,285	1,590	(695)
Montgomery	30	19	227,061	3,994	17.6	240,304	4,227	3,605	(622)
Overton	20	10	22,968	671	29.2	23,064	674	346	(328)
Pickett	18	8	5,005	185	37.0	4,947	183	74	(109)
Putnam	26	18	83,834	2,346	28.0	85,483	2,392	1,282	(1,110)
Roberston	36	22	74,699	1,515	20.3	77,321	1,568	1,160	(408)
Rutherford	41	28	363,690	5,039	13.9	389,816	5,401	5,847	446
Smith	30	18	20,651	524	25.4	20,836	529	313	(216)
Sumner	36	27	205,092	3,937	19.2	211,712	4,064	3,176	(888)
Trousdale	29	10	11,742	231	19.7	11,693	230	175	(55)
White	27	14	28,385	737	26.0	28,660	744	430	(314)
Williamson	40	29	264,071	3,865	14.6	280,668	4,108	4,210	102
Wilson	40	29	157,668	3,211	20.4	165,519	3,371	2,483	(888)
Service Area Total	630	384	2,482,870	46,632	18.8	2,576,092	48,193	38,641	(9,552)

* Accessed via the Tennessee Health Facilities Commission, at <https://www.tn.gov/hfc/certificate-of-need-information/hfc-toolbox/county-licensed-home-health-and-hospice-agencies-.html>.


** Accessed via the Tennessee Department of Health, Joint Annual Reports (JARs), 2023, at <https://apps.health.tn.gov/publicjars/default.aspx>.

^ Accessed via the Tennessee Department of Health, "Population Projections 2023-2025," at <https://www.tn.gov/content/dam/tn/health/documents/population/CON-Population-Estimates-4-reports-2023-2025.pdf>.

^^ Accessed via the Tennessee Department of Health, "Population Projections 2022-2026," at <https://www.tn.gov/content/dam/tn/health/documents/population/CON-Population-Estimates-2022-2026.pdf>

Attachment 1N-4
Letters of Support



POWERED BY 

February 29, 2024

Mr. Logan Grant
Executive Director
Tennessee Health Facilities Commission
502 Deaderick St., Andrew Jackson Building, 9th Floor
Nashville, TN 37243

**Re: Tennessee Valley Home Care, LLC d/b/a Tennessee Quality Care –
Lebanon Home Care CON Project**

Dear Mr. Grant,

As Administrator of The Pavilion Senior Living at Lebanon (“The Pavilion”), I write on behalf of our residents and staff to express our support for Tennessee Quality Care’s (“TQC”) certificate of need application to establish a parent home health agency in Lebanon, Tennessee.

The Pavilion is a 60-bed senior living facility offering assisted living, independent living, memory care, and respite care services. Our mission is to support residents that have complex care needs by offering personalized, comprehensive care plans. To ensure we provide the highest quality care, we frequently call upon TQC because we are confident in its team of professional and dedicated staff. TQC walks alongside us in our efforts to offer care that is convenient and comfortable to our residents. We could not provide these services as effectively without TQC.

In Lebanon and the surrounding areas, there is a pressing need for the services TQC offers. We are grateful for the way TQC staff serves our community, and we are hopeful that the addition of a parent office in Lebanon will allow TQC to serve even more of this community. I urge the approval of TQC’s proposed parent office location in Lebanon.

Sincerely,



Administrator

Attachment 1N-7
Referring Institutions

East Region Facilities:

- Tristar Summit Wound Care
- TriStar Summit Medical Center
- McKendree Manor ALF
- TriStar Medical Group-Hermitage
- Advance Ortho and Spine- Hermitage
- Azalea ALF
- Tennessee Veterans Home
- Ascension St. Thomas Rutherford
- Tennessee Valley HealthCare Community Health- Murfreesboro
- Adams Place Rehab
- Stones River Rehab
- Ascension Medical Group- Murfreesboro
- Trustpoint Hospital
- Traditions ALF
- The Waters- Smyrna
- Lifecare Center of Old Hickory
- AHC Northside Healthcare
- St. Thomas Hospital West
- Green Hill Rehab
- NHC The Trace
- Advanced Rehab of Nashville
- Creekside Rehab
- Trevecca Rehab
- Green Hills Rehab
- Tri-Star Centennial
- Tennessee Oncology
- Ascension St. Thomas Midtown
- Lebanon Health and Rehab
- Gallatin Health and Rehab
- Hendersonville Hospital
- Whitehouse Rehab
- Riverview Regional Hospital
- Smith Co. Health and Rehab
- Trousdale Medical Center
- The Pavilion Senior Living

Attachment 2N-1
American National Home Health and
Continuous Care Services, LLC 2021 HHA
Utilization Data

Total HHA Utilization, 2022 JARs

County	American National Home Health	Continous Care Services, LLC	Total
Cheatham	0	12	12
Clay	0	0	0
Cumberland	0	0	0
Davidson	0	205	205
DeKalb	1	0	1
Fentress	0	0	0
Jackson	0	0	0
Macon	10	0	10
Maury	0	0	0
Montgomery	0	0	0
Overton	0	0	0
Pickett	0	0	0
Putnam	0	0	0
Robertson	8	0	8
Rutherford	1	13	14
Smith	24	0	24
Sumner	54	23	77
Trousdale	9	0	9
White	0	0	0
Williamson	0	9	9
Wilson	114	60	174
Total	221	322	543

Source: Tennessee Department of Health, Joint Annual Reports (JARs), 2022, accessed <https://apps.health.tn.gov/publicjars/default.aspx>.

Attachment 3N-1
Department of Health Population Estimates

Tennessee Population Estimates 2023 and 2027 *

	Population Estimate 2023			Population Estimate 2027			% Increase	
	Total	0-17	% 0-17	Total	0-17	% 0-17	0-17	Total
Tennessee	7,071,060	1,550,759	21.9%	7,282,134	1,586,614	21.8%	2.3%	3.0%
Anderson	78,595	16,109	20.5%	79,648	16,113	20.2%	0.0%	1.3%
Bedford	51,992	12,798	24.6%	54,262	13,277	24.5%	3.7%	4.4%
Benton	16,170	3,069	19.0%	16,184	2,990	18.5%	-2.6%	0.1%
Bledsoe	15,573	2,187	14.0%	15,958	2,195	13.8%	0.3%	2.5%
Blount	138,918	26,942	19.4%	143,850	27,642	19.2%	2.6%	3.6%
Bradley	111,877	24,081	21.5%	115,338	24,507	21.2%	1.8%	3.1%
Campbell	39,640	7,834	19.8%	39,250	7,666	19.5%	-2.1%	-1.0%
Cannon	15,125	3,133	20.7%	15,426	3,096	20.1%	-1.2%	2.0%
Carroll	27,601	6,056	21.9%	27,274	5,875	21.5%	-3.0%	-1.2%
Carter	56,052	9,608	17.1%	55,304	9,211	16.7%	-4.1%	-1.3%
Cheatham	41,692	8,654	20.8%	42,304	8,565	20.2%	-1.0%	1.5%
Chester	17,518	3,940	22.5%	17,648	3,874	22.0%	-1.7%	0.7%
Claiborne	32,342	5,940	18.4%	32,653	5,697	17.4%	-4.1%	1.0%
Clay	7,655	1,474	19.3%	7,659	1,441	18.8%	-2.2%	0.1%
Cocke	36,597	6,984	19.1%	36,897	6,774	18.4%	-3.0%	0.8%
Coffee	58,883	13,794	23.4%	60,425	13,985	23.1%	1.4%	2.6%
Crockett	14,161	3,267	23.1%	14,111	3,234	22.9%	-1.0%	-0.4%
Cumberland	63,803	10,420	16.3%	66,236	10,536	15.9%	1.1%	3.8%
Davidson	722,445	158,613	22.0%	742,241	164,736	22.2%	3.9%	2.7%
Decatur	11,607	2,269	19.5%	11,569	2,205	19.1%	-2.8%	-0.3%
DeKalb	21,305	4,398	20.6%	21,862	4,423	20.2%	0.6%	2.6%
Dickson	56,005	12,254	21.9%	57,965	12,512	21.6%	2.1%	3.5%
Dyer	36,796	8,549	23.2%	36,862	8,550	23.2%	0.0%	0.2%
Fayette	43,097	7,628	17.7%	44,833	8,001	17.8%	4.9%	4.0%
Fentress	18,982	3,779	19.9%	19,135	3,734	19.5%	-1.2%	0.8%
Franklin	42,819	8,555	20.0%	43,162	8,511	19.7%	-0.5%	0.8%
Gibson	49,485	11,705	23.7%	49,806	11,660	23.4%	-0.4%	0.6%
Giles	29,506	6,052	20.5%	29,368	5,935	20.2%	-1.9%	-0.5%
Grainger	23,871	4,519	18.9%	24,156	4,459	18.5%	-1.3%	1.2%
Greene	70,100	13,088	18.7%	70,498	12,942	18.4%	-1.1%	0.6%
Grundy	13,286	2,655	20.0%	12,981	2,493	19.2%	-6.1%	-2.3%
Hamblen	66,054	14,935	22.6%	67,218	15,140	22.5%	1.4%	1.8%
Hamilton	380,381	79,429	20.9%	390,799	81,631	20.9%	2.8%	2.7%
Hancock	6,381	1,264	19.8%	6,234	1,183	19.0%	-6.4%	-2.3%
Hardeman	24,635	4,536	18.4%	24,329	4,337	17.8%	-4.4%	-1.2%
Hardin	25,594	4,897	19.1%	25,522	4,711	18.5%	-3.8%	-0.3%
Hawkins	56,935	10,427	18.3%	56,860	10,132	17.8%	-2.8%	-0.1%
Haywood	16,660	3,584	21.5%	16,203	3,414	21.1%	-4.8%	-2.7%
Henderson	28,316	6,199	21.9%	28,573	6,139	21.5%	-1.0%	0.9%
Henry	32,143	6,174	19.2%	32,155	6,015	18.7%	-2.6%	0.0%
Hickman	25,808	5,088	19.7%	26,253	5,008	19.1%	-1.6%	1.7%
Houston	8,364	1,731	20.7%	8,451	1,720	20.4%	-0.7%	1.0%
Humphreys	18,656	3,884	20.8%	18,733	3,834	20.5%	-1.3%	0.4%
Jackson	12,013	2,107	17.5%	12,152	2,116	17.4%	0.4%	1.2%
Jefferson	56,597	10,741	19.0%	58,053	10,826	18.6%	0.8%	2.6%
Johnson	17,780	2,841	16.0%	17,640	2,720	15.4%	-4.2%	-0.8%
Knox	489,230	103,803	21.2%	506,257	107,786	21.3%	3.8%	3.5%
Lake	6,907	949	13.7%	6,848	886	12.9%	-6.6%	-0.9%
Lauderdale	25,397	5,419	21.3%	25,274	5,292	20.9%	-2.4%	-0.5%
Lawrence	44,865	10,541	23.5%	45,264	10,133	22.4%	-3.9%	0.9%

Tennessee Population Estimates 2023 and 2027 *

	Population Estimate 2023			Population Estimate 2027			% Increase	
	Total	0-17	% 0-17	Total	0-17	% 0-17	0-17	Total
Lewis	12,394	2,586	20.9%	12,391	2,504	20.2%	-3.2%	0.0%
Lincoln	34,943	7,309	20.9%	35,405	7,133	20.1%	-2.4%	1.3%
Loudon	57,186	10,471	18.3%	59,885	10,711	17.9%	2.3%	4.7%
McMinn	54,986	11,293	20.5%	55,847	11,353	20.3%	0.5%	1.6%
McNairy	25,942	5,361	20.7%	26,171	5,297	20.2%	-1.2%	0.9%
Macon	25,655	6,204	24.2%	26,707	6,432	24.1%	3.7%	4.1%
Madison	98,718	22,253	22.5%	99,036	22,072	22.3%	-0.8%	0.3%
Marion	28,904	5,822	20.1%	28,793	5,676	19.7%	-2.5%	-0.4%
Marshall	36,191	8,217	22.7%	37,601	8,485	22.6%	3.3%	3.9%
Mauzy	104,474	23,609	22.6%	110,559	24,950	22.6%	5.7%	5.8%
Meigs	12,753	2,511	19.7%	13,005	2,513	19.3%	0.1%	2.0%
Monroe	48,151	9,496	19.7%	49,178	9,334	19.0%	-1.7%	2.1%
Montgomery	227,061	61,055	26.9%	243,942	65,918	27.0%	8.0%	7.4%
Moore	6,487	1,202	18.5%	6,543	1,200	18.3%	-0.2%	0.9%
Morgan	21,659	3,947	18.2%	21,890	3,920	17.9%	-0.7%	1.1%
Obion	29,916	6,391	21.4%	29,546	6,341	21.5%	-0.8%	-1.2%
Overton	22,968	4,728	20.6%	23,414	4,764	20.3%	0.8%	1.9%
Perry	8,194	1,787	21.8%	8,303	1,779	21.4%	-0.5%	1.3%
Pickett	5,005	806	16.1%	4,932	779	15.8%	-3.4%	-1.5%
Polk	17,083	3,170	18.6%	17,354	3,156	18.2%	-0.5%	1.6%
Putnam	83,834	18,165	21.7%	87,505	18,903	21.6%	4.1%	4.4%
Rhea	34,052	7,340	21.6%	34,768	7,251	20.9%	-1.2%	2.1%
Roane	53,994	9,700	18.0%	53,945	9,532	17.7%	-1.7%	-0.1%
Robertson	74,699	17,056	22.8%	77,702	17,582	22.6%	3.1%	4.0%
Rutherford	363,690	88,632	24.4%	396,434	96,018	24.2%	8.3%	9.0%
Scott	22,143	5,033	22.7%	22,151	4,934	22.3%	-2.0%	0.0%
Sequatchie	15,614	3,096	19.8%	16,138	3,151	19.5%	1.8%	3.4%
Sevier	103,232	20,414	19.8%	108,125	21,120	19.5%	3.5%	4.7%
Shelby	941,637	232,242	24.7%	947,491	232,447	24.5%	0.1%	0.6%
Smith	20,651	4,527	21.9%	21,065	4,548	21.6%	0.5%	2.0%
Stewart	14,003	2,810	20.1%	14,149	2,749	19.4%	-2.2%	1.0%
Sullivan	159,811	29,857	18.7%	160,539	29,869	18.6%	0.0%	0.5%
Sumner	205,092	46,499	22.7%	217,255	48,849	22.5%	5.1%	5.9%
Tipton	62,909	14,615	23.2%	63,997	14,642	22.9%	0.2%	1.7%
Trousdale	11,742	2,240	19.1%	12,067	2,229	18.5%	-0.5%	2.8%
Unicoi	17,847	3,156	17.7%	17,906	3,177	17.7%	0.7%	0.3%
Union	20,296	4,114	20.3%	20,361	3,983	19.6%	-3.2%	0.3%
Van Buren	5,916	1,141	19.3%	5,856	1,087	18.6%	-4.7%	-1.0%
Warren	41,908	9,372	22.4%	42,196	9,242	21.9%	-1.4%	0.7%
Washington	133,361	25,643	19.2%	136,811	26,233	19.2%	2.3%	2.6%
Wayne	16,377	2,542	15.5%	16,150	2,407	14.9%	-5.3%	-1.4%
Weakley	33,249	6,772	20.4%	33,245	6,739	20.3%	-0.5%	0.0%
White	28,385	5,867	20.7%	29,196	5,876	20.1%	0.2%	2.9%
Williamson	264,071	66,969	25.4%	288,952	71,729	24.8%	7.1%	9.4%
Wilson	157,668	35,836	22.7%	169,947	38,136	22.4%	6.4%	7.8%

* TN_CoPopProj_2021 UTCBER Population Projection Series.

Source: Boyd Center for Business and Economic Research, University of Tennessee, Knoxville
 Reassembled by the Tennessee Department of Health, Division of Population Health Assessment
 Note: These projections may not match Boyd Center projections precisely due to rounding.

Tennessee Population Estimates 2023 and 2027 *

	Population Estimate 2023			Population Estimate 2027			% Increase	
	Total	18+	%18+	Total	18+	%18+	18+	Total
Tennessee	7,071,060	5,520,300	78.1%	7,282,134	5,695,520	78.2%	3.2%	3.0%
Anderson	78,595	62,487	79.5%	79,648	63,534	79.8%	1.7%	1.3%
Bedford	51,992	39,194	75.4%	54,262	40,985	75.5%	4.6%	4.4%
Benton	16,170	13,101	81.0%	16,184	13,195	81.5%	0.7%	0.1%
Bledsoe	15,573	13,386	86.0%	15,958	13,763	86.2%	2.8%	2.5%
Blount	138,918	111,975	80.6%	143,850	116,207	80.8%	3.8%	3.6%
Bradley	111,877	87,796	78.5%	115,338	90,831	78.8%	3.5%	3.1%
Campbell	39,640	31,805	80.2%	39,250	31,583	80.5%	-0.7%	-1.0%
Cannon	15,125	11,992	79.3%	15,426	12,330	79.9%	2.8%	2.0%
Carroll	27,601	21,545	78.1%	27,274	21,399	78.5%	-0.7%	-1.2%
Carter	56,052	46,444	82.9%	55,304	46,092	83.3%	-0.8%	-1.3%
Cheatham	41,692	33,037	79.2%	42,304	33,739	79.8%	2.1%	1.5%
Chester	17,518	13,578	77.5%	17,648	13,774	78.0%	1.4%	0.7%
Claiborne	32,342	26,402	81.6%	32,653	26,956	82.6%	2.1%	1.0%
Clay	7,655	6,181	80.7%	7,659	6,218	81.2%	0.6%	0.1%
Cocke	36,597	29,612	80.9%	36,897	30,123	81.6%	1.7%	0.8%
Coffee	58,883	45,089	76.6%	60,425	46,440	76.9%	3.0%	2.6%
Crockett	14,161	10,894	76.9%	14,111	10,878	77.1%	-0.2%	-0.4%
Cumberland	63,803	53,383	83.7%	66,236	55,700	84.1%	4.3%	3.8%
Davidson	722,445	563,833	78.0%	742,241	577,505	77.8%	2.4%	2.7%
Decatur	11,607	9,338	80.5%	11,569	9,364	80.9%	0.3%	-0.3%
DeKalb	21,305	16,908	79.4%	21,862	17,439	79.8%	3.1%	2.6%
Dickson	56,005	43,752	78.1%	57,965	45,453	78.4%	3.9%	3.5%
Dyer	36,796	28,247	76.8%	36,862	28,312	76.8%	0.2%	0.2%
Fayette	43,097	35,469	82.3%	44,833	36,832	82.2%	3.8%	4.0%
Fentress	18,982	15,203	80.1%	19,135	15,401	80.5%	1.3%	0.8%
Franklin	42,819	34,264	80.0%	43,162	34,651	80.3%	1.1%	0.8%
Gibson	49,485	37,780	76.3%	49,806	38,146	76.6%	1.0%	0.6%
Giles	29,506	23,454	79.5%	29,368	23,433	79.8%	-0.1%	-0.5%
Grainger	23,871	19,352	81.1%	24,156	19,698	81.5%	1.8%	1.2%
Greene	70,100	57,012	81.3%	70,498	57,556	81.6%	1.0%	0.6%
Grundy	13,286	10,630	80.0%	12,981	10,488	80.8%	-1.3%	-2.3%
Hamblen	66,054	51,119	77.4%	67,218	52,078	77.5%	1.9%	1.8%
Hamilton	380,381	300,952	79.1%	390,799	309,168	79.1%	2.7%	2.7%
Hancock	6,381	5,116	80.2%	6,234	5,051	81.0%	-1.3%	-2.3%
Hardeman	24,635	20,099	81.6%	24,329	19,993	82.2%	-0.5%	-1.2%
Hardin	25,594	20,697	80.9%	25,522	20,811	81.5%	0.5%	-0.3%
Hawkins	56,935	46,508	81.7%	56,860	46,728	82.2%	0.5%	-0.1%
Haywood	16,660	13,075	78.5%	16,203	12,789	78.9%	-2.2%	-2.7%
Henderson	28,316	22,117	78.1%	28,573	22,434	78.5%	1.4%	0.9%
Henry	32,143	25,969	80.8%	32,155	26,140	81.3%	0.7%	0.0%
Hickman	25,808	20,720	80.3%	26,253	21,245	80.9%	2.5%	1.7%
Houston	8,364	6,633	79.3%	8,451	6,731	79.6%	1.5%	1.0%
Humphreys	18,656	14,771	79.2%	18,733	14,899	79.5%	0.9%	0.4%
Jackson	12,013	9,906	82.5%	12,152	10,036	82.6%	1.3%	1.2%
Jefferson	56,597	45,856	81.0%	58,053	47,227	81.4%	3.0%	2.6%
Johnson	17,780	14,939	84.0%	17,640	14,919	84.6%	-0.1%	-0.8%
Knox	489,230	385,427	78.8%	506,257	398,471	78.7%	3.4%	3.5%
Lake	6,907	5,958	86.3%	6,848	5,962	87.1%	0.1%	-0.9%
Lauderdale	25,397	19,977	78.7%	25,274	19,982	79.1%	0.0%	-0.5%
Lawrence	44,865	34,324	76.5%	45,264	35,131	77.6%	2.4%	0.9%

Tennessee Population Estimates 2023 and 2027 *

	Population Estimate 2023			Population Estimate 2027			% Increase	
	Total	18+	%18+	Total	18+	%18+	18+	Total
Lewis	12,394	9,808	79.1%	12,391	9,887	79.8%	0.8%	0.0%
Lincoln	34,943	27,633	79.1%	35,405	28,272	79.9%	2.3%	1.3%
Loudon	57,186	46,715	81.7%	59,885	49,174	82.1%	5.3%	4.7%
McMinn	54,986	43,693	79.5%	55,847	44,494	79.7%	1.8%	1.6%
McNairy	25,942	20,581	79.3%	26,171	20,875	79.8%	1.4%	0.9%
Macon	25,655	19,451	75.8%	26,707	20,275	75.9%	4.2%	4.1%
Madison	98,718	76,465	77.5%	99,036	76,964	77.7%	0.7%	0.3%
Marion	28,904	23,082	79.9%	28,793	23,117	80.3%	0.2%	-0.4%
Marshall	36,191	27,974	77.3%	37,601	29,115	77.4%	4.1%	3.9%
Maury	104,474	80,866	77.4%	110,559	85,609	77.4%	5.9%	5.8%
Meigs	12,753	10,241	80.3%	13,005	10,492	80.7%	2.4%	2.0%
Monroe	48,151	38,655	80.3%	49,178	39,843	81.0%	3.1%	2.1%
Montgomery	227,061	166,005	73.1%	243,942	178,024	73.0%	7.2%	7.4%
Moore	6,487	5,285	81.5%	6,543	5,343	81.7%	1.1%	0.9%
Morgan	21,659	17,712	81.8%	21,890	17,970	82.1%	1.5%	1.1%
Obion	29,916	23,525	78.6%	29,546	23,205	78.5%	-1.4%	-1.2%
Overton	22,968	18,240	79.4%	23,414	18,650	79.7%	2.2%	1.9%
Perry	8,194	6,406	78.2%	8,303	6,524	78.6%	1.8%	1.3%
Pickett	5,005	4,199	83.9%	4,932	4,154	84.2%	-1.1%	-1.5%
Polk	17,083	13,913	81.4%	17,354	14,199	81.8%	2.1%	1.6%
Putnam	83,834	65,669	78.3%	87,505	68,602	78.4%	4.5%	4.4%
Rhea	34,052	26,712	78.4%	34,768	27,517	79.1%	3.0%	2.1%
Roane	53,994	44,294	82.0%	53,945	44,413	82.3%	0.3%	-0.1%
Robertson	74,699	57,644	77.2%	77,702	60,121	77.4%	4.3%	4.0%
Rutherford	363,690	275,058	75.6%	396,434	300,416	75.8%	9.2%	9.0%
Scott	22,143	17,110	77.3%	22,151	17,216	77.7%	0.6%	0.0%
Sequatchie	15,614	12,519	80.2%	16,138	12,987	80.5%	3.7%	3.4%
Sevier	103,232	82,818	80.2%	108,125	87,005	80.5%	5.1%	4.7%
Shelby	941,637	709,395	75.3%	947,491	715,044	75.5%	0.8%	0.6%
Smith	20,651	16,124	78.1%	21,065	16,516	78.4%	2.4%	2.0%
Stewart	14,003	11,193	79.9%	14,149	11,400	80.6%	1.8%	1.0%
Sullivan	159,811	129,954	81.3%	160,539	130,670	81.4%	0.6%	0.5%
Sumner	205,092	158,593	77.3%	217,255	168,406	77.5%	6.2%	5.9%
Tipton	62,909	48,294	76.8%	63,997	49,355	77.1%	2.2%	1.7%
Trousdale	11,742	9,502	80.9%	12,067	9,838	81.5%	3.5%	2.8%
Unicoi	17,847	14,691	82.3%	17,906	14,728	82.3%	0.3%	0.3%
Union	20,296	16,182	79.7%	20,361	16,379	80.4%	1.2%	0.3%
Van Buren	5,916	4,775	80.7%	5,856	4,769	81.4%	-0.1%	-1.0%
Warren	41,908	32,536	77.6%	42,196	32,955	78.1%	1.3%	0.7%
Washington	133,361	107,718	80.8%	136,811	110,578	80.8%	2.7%	2.6%
Wayne	16,377	13,835	84.5%	16,150	13,743	85.1%	-0.7%	-1.4%
Weakley	33,249	26,477	79.6%	33,245	26,507	79.7%	0.1%	0.0%
White	28,385	22,518	79.3%	29,196	23,320	79.9%	3.6%	2.9%
Williamson	264,071	197,102	74.6%	288,952	217,223	75.2%	10.2%	9.4%
Wilson	157,668	121,832	77.3%	169,947	131,811	77.6%	8.2%	7.8%

* TN_CoPopProj_2021 UTCBER Population Projection Series.

Source: Boyd Center for Business and Economic Research, University of Tennessee, Knoxville
 Reassembled by the Tennessee Department of Health, Division of Population Health Assessment
 Note: These projections may not match Boyd Center projections precisely due to rounding.

Tennessee Population Estimates 2023 and 2027 *

	Population Estimate 2023			Population Estimate 2027			% Increase	
	Total	65+	%65+	Total	65+	%65+	65+	Total
Tennessee	7,071,060	1,290,989	18.3%	7,282,134	1,413,040	19.4%	9.5%	3.0%
Anderson	78,595	17,287	22.0%	79,648	18,544	23.3%	7.3%	1.3%
Bedford	51,992	8,591	16.5%	54,262	9,583	17.7%	11.5%	4.4%
Benton	16,170	4,202	26.0%	16,184	4,475	27.6%	6.5%	0.1%
Bledsoe	15,573	3,185	20.5%	15,958	3,521	22.1%	10.5%	2.5%
Blount	138,918	31,447	22.6%	143,850	34,692	24.1%	10.3%	3.6%
Bradley	111,877	21,166	18.9%	115,338	23,315	20.2%	10.2%	3.1%
Campbell	39,640	8,790	22.2%	39,250	9,242	23.5%	5.1%	-1.0%
Cannon	15,125	3,023	20.0%	15,426	3,369	21.8%	11.4%	2.0%
Carroll	27,601	6,072	22.0%	27,274	6,381	23.4%	5.1%	-1.2%
Carter	56,052	13,834	24.7%	55,304	14,708	26.6%	6.3%	-1.3%
Cheatham	41,692	7,365	17.7%	42,304	8,293	19.6%	12.6%	1.5%
Chester	17,518	3,331	19.0%	17,648	3,611	20.5%	8.4%	0.7%
Claiborne	32,342	7,192	22.2%	32,653	7,812	23.9%	8.6%	1.0%
Clay	7,655	2,097	27.4%	7,659	2,261	29.5%	7.8%	0.1%
Cocke	36,597	8,724	23.8%	36,897	9,472	25.7%	8.6%	0.8%
Coffee	58,883	10,985	18.7%	60,425	11,977	19.8%	9.0%	2.6%
Crockett	14,161	2,904	20.5%	14,111	3,096	21.9%	6.6%	-0.4%
Cumberland	63,803	21,874	34.3%	66,236	24,019	36.3%	9.8%	3.8%
Davidson	722,445	98,327	13.6%	742,241	106,767	14.4%	8.6%	2.7%
Decatur	11,607	3,001	25.9%	11,569	3,195	27.6%	6.5%	-0.3%
DeKalb	21,305	4,391	20.6%	21,862	4,843	22.2%	10.3%	2.6%
Dickson	56,005	10,268	18.3%	57,965	11,463	19.8%	11.6%	3.5%
Dyer	36,796	7,096	19.3%	36,862	7,549	20.5%	6.4%	0.2%
Fayette	43,097	10,584	24.6%	44,833	11,929	26.6%	12.7%	4.0%
Fentress	18,982	4,636	24.4%	19,135	5,022	26.2%	8.3%	0.8%
Franklin	42,819	9,582	22.4%	43,162	10,267	23.8%	7.1%	0.8%
Gibson	49,485	9,587	19.4%	49,806	10,178	20.4%	6.2%	0.6%
Giles	29,506	6,644	22.5%	29,368	7,138	24.3%	7.4%	-0.5%
Grainger	23,871	5,530	23.2%	24,156	6,055	25.1%	9.5%	1.2%
Greene	70,100	16,743	23.9%	70,498	17,914	25.4%	7.0%	0.6%
Grundy	13,286	3,041	22.9%	12,981	3,224	24.8%	6.0%	-2.3%
Hamblen	66,054	13,098	19.8%	67,218	14,091	21.0%	7.6%	1.8%
Hamilton	380,381	73,546	19.3%	390,799	79,524	20.3%	8.1%	2.7%
Hancock	6,381	1,542	24.2%	6,234	1,612	25.9%	4.5%	-2.3%
Hardeman	24,635	4,899	19.9%	24,329	5,061	20.8%	3.3%	-1.2%
Hardin	25,594	6,505	25.4%	25,522	6,941	27.2%	6.7%	-0.3%
Hawkins	56,935	13,456	23.6%	56,860	14,502	25.5%	7.8%	-0.1%
Haywood	16,660	3,660	22.0%	16,203	3,866	23.9%	5.6%	-2.7%
Henderson	28,316	5,676	20.0%	28,573	6,075	21.3%	7.0%	0.9%
Henry	32,143	8,203	25.5%	32,155	8,680	27.0%	5.8%	0.0%
Hickman	25,808	5,020	19.5%	26,253	5,475	20.9%	9.1%	1.7%
Houston	8,364	1,891	22.6%	8,451	2,027	24.0%	7.2%	1.0%
Humphreys	18,656	4,097	22.0%	18,733	4,377	23.4%	6.8%	0.4%
Jackson	12,013	3,066	25.5%	12,152	3,351	27.6%	9.3%	1.2%
Jefferson	56,597	12,783	22.6%	58,053	14,267	24.6%	11.6%	2.6%
Johnson	17,780	4,497	25.3%	17,640	4,692	26.6%	4.3%	-0.8%
Knox	489,230	85,740	17.5%	506,257	93,474	18.5%	9.0%	3.5%
Lake	6,907	1,191	17.2%	6,848	1,199	17.5%	0.6%	-0.9%
Lauderdale	25,397	4,475	17.6%	25,274	4,723	18.7%	5.5%	-0.5%
Lawrence	44,865	8,781	19.6%	45,264	9,565	21.1%	8.9%	0.9%

Tennessee Population Estimates 2023 and 2027 *

	Population Estimate 2023			Population Estimate 2027			% Increase	
	Total	65+	%65+	Total	65+	%65+	65+	Total
Lewis	12,394	2,887	23.3%	12,391	3,084	24.9%	6.8%	0.0%
Lincoln	34,943	7,592	21.7%	35,405	8,236	23.3%	8.5%	1.3%
Loudon	57,186	16,756	29.3%	59,885	18,491	30.9%	10.4%	4.7%
McMinn	54,986	12,074	22.0%	55,847	13,097	23.5%	8.5%	1.6%
McNairy	25,942	5,787	22.3%	26,171	6,159	23.5%	6.4%	0.9%
Macon	25,655	4,450	17.3%	26,707	4,907	18.4%	10.3%	4.1%
Madison	98,718	19,352	19.6%	99,036	20,925	21.1%	8.1%	0.3%
Marion	28,904	6,407	22.2%	28,793	6,793	23.6%	6.0%	-0.4%
Marshall	36,191	6,445	17.8%	37,601	7,197	19.1%	11.7%	3.9%
Maury	104,474	19,156	18.3%	110,559	21,553	19.5%	12.5%	5.8%
Meigs	12,753	2,873	22.5%	13,005	3,157	24.3%	9.9%	2.0%
Monroe	48,151	11,385	23.6%	49,178	12,505	25.4%	9.8%	2.1%
Montgomery	227,061	23,975	10.6%	243,942	27,584	11.3%	15.1%	7.4%
Moore	6,487	1,562	24.1%	6,543	1,671	25.5%	6.9%	0.9%
Morgan	21,659	4,315	19.9%	21,890	4,614	21.1%	6.9%	1.1%
Obion	29,916	6,759	22.6%	29,546	6,988	23.7%	3.4%	-1.2%
Overton	22,968	5,086	22.1%	23,414	5,479	23.4%	7.7%	1.9%
Perry	8,194	1,850	22.6%	8,303	1,952	23.5%	5.6%	1.3%
Pickett	5,005	1,525	30.5%	4,932	1,605	32.5%	5.2%	-1.5%
Polk	17,083	3,890	22.8%	17,354	4,255	24.5%	9.4%	1.6%
Putnam	83,834	15,307	18.3%	87,505	16,976	19.4%	10.9%	4.4%
Rhea	34,052	7,042	20.7%	34,768	7,658	22.0%	8.7%	2.1%
Roane	53,994	13,727	25.4%	53,945	14,626	27.1%	6.6%	-0.1%
Robertson	74,699	12,672	17.0%	77,702	14,395	18.5%	13.6%	4.0%
Rutherford	363,690	44,100	12.1%	396,434	52,325	13.2%	18.7%	9.0%
Scott	22,143	4,175	18.9%	22,151	4,459	20.1%	6.8%	0.0%
Sequatchie	15,614	3,652	23.4%	16,138	4,031	25.0%	10.4%	3.4%
Sevier	103,232	22,761	22.0%	108,125	25,331	23.4%	11.3%	4.7%
Shelby	941,637	146,215	15.5%	947,491	156,519	16.5%	7.0%	0.6%
Smith	20,651	3,879	18.8%	21,065	4,327	20.5%	11.6%	2.0%
Stewart	14,003	3,134	22.4%	14,149	3,404	24.1%	8.6%	1.0%
Sullivan	159,811	38,117	23.9%	160,539	40,469	25.2%	6.2%	0.5%
Sumner	205,092	36,251	17.7%	217,255	40,980	18.9%	13.0%	5.9%
Tipton	62,909	10,592	16.8%	63,997	11,743	18.3%	10.9%	1.7%
Trousdale	11,742	1,611	13.7%	12,067	1,746	14.5%	8.4%	2.8%
Unicoi	17,847	4,605	25.8%	17,906	4,899	27.4%	6.4%	0.3%
Union	20,296	4,226	20.8%	20,361	4,696	23.1%	11.1%	0.3%
Van Buren	5,916	1,510	25.5%	5,856	1,594	27.2%	5.6%	-1.0%
Warren	41,908	8,201	19.6%	42,196	8,795	20.8%	7.2%	0.7%
Washington	133,361	27,332	20.5%	136,811	29,657	21.7%	8.5%	2.6%
Wayne	16,377	3,471	21.2%	16,150	3,641	22.5%	4.9%	-1.4%
Weakley	33,249	6,810	20.5%	33,245	7,228	21.7%	6.1%	0.0%
White	28,385	6,319	22.3%	29,196	6,901	23.6%	9.2%	2.9%
Williamson	264,071	40,172	15.2%	288,952	47,379	16.4%	17.9%	9.4%
Wilson	157,668	27,360	17.4%	169,947	31,601	18.6%	15.5%	7.8%

* TN_CoPopProj_2021 UTCBER Population Projection Series.

Source: Boyd Center for Business and Economic Research, University of Tennessee, Knoxville
 Reassembled by the Tennessee Department of Health, Division of Population Health Assessment
 Note: These projections may not match Boyd Center projections precisely due to rounding.

Tennessee Female Population Estimates 2023 and 2027 *

	Population Estimate 2023			Population Estimate 2027			% Increase	
	Total	15-44	%15-44	Total	15-44	%15-44	15-44	Total
Tennessee	3,625,723	1,364,507	37.6%	3,737,259	1,386,899	37.1%	1.6%	3.1%
Anderson	40,329	13,528	33.5%	40,850	13,549	33.2%	0.2%	1.3%
Bedford	26,416	9,764	37.0%	27,649	10,145	36.7%	3.9%	4.7%
Benton	8,213	2,389	29.1%	8,210	2,336	28.5%	-2.2%	0.0%
Bledsoe	6,224	1,871	30.1%	6,265	1,798	28.7%	-3.9%	0.6%
Blount	71,505	23,888	33.4%	74,192	24,458	33.0%	2.4%	3.8%
Bradley	57,623	21,226	36.8%	59,479	21,727	36.5%	2.4%	3.2%
Campbell	20,168	6,626	32.9%	19,956	6,437	32.3%	-2.9%	-1.1%
Cannon	7,580	2,559	33.8%	7,733	2,553	33.0%	-0.3%	2.0%
Carroll	14,045	4,726	33.6%	13,886	4,647	33.5%	-1.7%	-1.1%
Carter	28,671	9,267	32.3%	28,350	8,981	31.7%	-3.1%	-1.1%
Cheatham	21,012	7,520	35.8%	21,370	7,526	35.2%	0.1%	1.7%
Chester	9,176	3,583	39.1%	9,290	3,616	38.9%	0.9%	1.2%
Claiborne	16,538	5,778	34.9%	16,703	5,811	34.8%	0.6%	1.0%
Clay	3,905	1,123	28.7%	3,882	1,088	28.0%	-3.0%	-0.6%
Cocke	18,844	5,967	31.7%	19,059	5,951	31.2%	-0.3%	1.1%
Coffee	30,076	10,723	35.7%	30,887	10,956	35.5%	2.2%	2.7%
Crockett	7,433	2,562	34.5%	7,445	2,536	34.1%	-1.0%	0.2%
Cumberland	32,741	8,498	26.0%	33,966	8,680	25.6%	2.1%	3.7%
Davidson	373,661	168,077	45.0%	383,962	168,258	43.8%	0.1%	2.8%
Decatur	5,884	1,786	30.4%	5,874	1,741	29.6%	-2.5%	-0.2%
DeKalb	10,631	3,583	33.7%	10,935	3,629	33.2%	1.3%	2.9%
Dickson	28,560	10,209	35.7%	29,600	10,387	35.1%	1.7%	3.6%
Dyer	19,055	6,830	35.8%	19,128	6,768	35.4%	-0.9%	0.4%
Fayette	21,920	6,716	30.6%	22,820	6,800	29.8%	1.3%	4.1%
Fentress	9,638	2,889	30.0%	9,741	2,881	29.6%	-0.3%	1.1%
Franklin	21,947	7,798	35.5%	22,154	7,841	35.4%	0.6%	0.9%
Gibson	25,684	9,107	35.5%	25,841	9,054	35.0%	-0.6%	0.6%
Giles	15,251	5,086	33.3%	15,221	5,014	32.9%	-1.4%	-0.2%
Grainger	11,872	3,719	31.3%	12,010	3,691	30.7%	-0.8%	1.2%
Greene	35,679	11,518	32.3%	35,914	11,460	31.9%	-0.5%	0.7%
Grundy	6,679	2,178	32.6%	6,524	2,047	31.4%	-6.0%	-2.3%
Hamblen	33,799	11,628	34.4%	34,511	11,851	34.3%	1.9%	2.1%
Hamilton	197,051	74,691	37.9%	202,522	75,515	37.3%	1.1%	2.8%
Hancock	3,242	1,008	31.1%	3,168	986	31.1%	-2.2%	-2.3%
Hardeman	11,005	3,558	32.3%	10,749	3,405	31.7%	-4.3%	-2.3%
Hardin	13,202	4,079	30.9%	13,210	4,018	30.4%	-1.5%	0.1%
Hawkins	28,932	9,231	31.9%	28,938	9,062	31.3%	-1.8%	0.0%
Haywood	8,881	2,941	33.1%	8,642	2,728	31.6%	-7.2%	-2.7%
Henderson	14,464	5,028	34.8%	14,620	5,009	34.3%	-0.4%	1.1%
Henry	16,596	5,057	30.5%	16,645	5,018	30.1%	-0.8%	0.3%
Hickman	12,372	4,227	34.2%	12,609	4,272	33.9%	1.1%	1.9%
Houston	4,287	1,419	33.1%	4,356	1,416	32.5%	-0.2%	1.6%
Humphreys	9,348	3,085	33.0%	9,380	3,039	32.4%	-1.5%	0.3%
Jackson	5,989	1,799	30.0%	6,076	1,785	29.4%	-0.8%	1.4%
Jefferson	28,797	9,499	33.0%	29,593	9,659	32.6%	1.7%	2.8%
Johnson	8,272	2,371	28.7%	8,129	2,296	28.2%	-3.2%	-1.7%
Knox	251,678	101,769	40.4%	260,611	104,069	39.9%	2.3%	3.5%
Lake	2,475	733	29.6%	2,345	672	28.7%	-8.4%	-5.2%
Lauderdale	12,208	4,218	34.6%	12,121	4,124	34.0%	-2.2%	-0.7%
Lawrence	22,816	7,924	34.7%	23,055	7,974	34.6%	0.6%	1.0%

Tennessee Female Population Estimates 2023 and 2027 *

	Population Estimate 2023			Population Estimate 2027			% Increase	
	Total	15-44	%15-44	Total	15-44	%15-44	15-44	Total
Lewis	6,396	2,060	32.2%	6,417	2,038	31.8%	-1.1%	0.3%
Lincoln	17,827	5,814	32.6%	18,059	5,844	32.4%	0.5%	1.3%
Loudon	29,076	8,203	28.2%	30,483	8,612	28.3%	5.0%	4.8%
McMinn	28,183	9,544	33.9%	28,646	9,535	33.3%	-0.1%	1.6%
McNairy	13,263	4,332	32.7%	13,358	4,303	32.2%	-0.7%	0.7%
Macon	13,145	4,811	36.6%	13,740	4,994	36.3%	3.8%	4.5%
Madison	52,189	19,569	37.5%	52,548	19,459	37.0%	-0.6%	0.7%
Marion	14,764	4,821	32.7%	14,738	4,756	32.3%	-1.4%	-0.2%
Marshall	18,471	6,758	36.6%	19,222	6,930	36.1%	2.5%	4.1%
Maury	54,144	19,951	36.8%	57,467	20,711	36.0%	3.8%	6.1%
Meigs	6,437	2,036	31.6%	6,576	2,031	30.9%	-0.2%	2.2%
Monroe	24,331	7,710	31.7%	24,859	7,789	31.3%	1.0%	2.2%
Montgomery	114,142	51,589	45.2%	122,747	54,515	44.4%	5.7%	7.5%
Moore	3,267	1,042	31.9%	3,303	1,030	31.2%	-1.2%	1.1%
Morgan	9,761	3,167	32.4%	9,793	3,128	31.9%	-1.2%	0.3%
Obion	15,477	5,163	33.4%	15,325	5,031	32.8%	-2.6%	-1.0%
Overton	11,573	3,820	33.0%	11,804	3,860	32.7%	1.1%	2.0%
Perry	4,067	1,319	32.4%	4,124	1,336	32.4%	1.3%	1.4%
Pickett	2,550	673	26.4%	2,519	656	26.1%	-2.5%	-1.2%
Polk	8,677	2,746	31.6%	8,837	2,751	31.1%	0.2%	1.8%
Putnam	42,313	16,686	39.4%	44,253	17,384	39.3%	4.2%	4.6%
Rhea	17,199	5,985	34.8%	17,546	6,097	34.7%	1.9%	2.0%
Roane	27,453	8,417	30.7%	27,455	8,244	30.0%	-2.1%	0.0%
Robertson	37,894	13,879	36.6%	39,535	14,248	36.0%	2.7%	4.3%
Rutherford	185,464	81,433	43.9%	202,233	87,000	43.0%	6.8%	9.0%
Scott	11,263	4,036	35.8%	11,301	3,964	35.1%	-1.8%	0.3%
Sequatchie	7,889	2,502	31.7%	8,181	2,552	31.2%	2.0%	3.7%
Sevier	52,437	17,475	33.3%	54,967	18,284	33.3%	4.6%	4.8%
Shelby	496,301	195,842	39.5%	499,977	194,957	39.0%	-0.5%	0.7%
Smith	10,363	3,663	35.3%	10,611	3,693	34.8%	0.8%	2.4%
Stewart	7,033	2,225	31.6%	7,101	2,230	31.4%	0.2%	1.0%
Sullivan	82,093	26,650	32.5%	82,513	26,469	32.1%	-0.7%	0.5%
Sumner	105,330	38,548	36.6%	111,700	40,304	36.1%	4.6%	6.0%
Tipton	32,070	11,900	37.1%	32,669	11,883	36.4%	-0.1%	1.9%
Trousdale	4,877	1,891	38.8%	5,032	1,942	38.6%	2.7%	3.2%
Unicoi	9,046	2,763	30.5%	9,094	2,734	30.1%	-1.0%	0.5%
Union	10,264	3,425	33.4%	10,330	3,371	32.6%	-1.6%	0.6%
Van Buren	2,922	823	28.2%	2,891	796	27.5%	-3.3%	-1.1%
Warren	21,172	7,421	35.1%	21,355	7,399	34.6%	-0.3%	0.9%
Washington	68,318	26,339	38.6%	70,173	26,867	38.3%	2.0%	2.7%
Wayne	7,259	2,251	31.0%	7,127	2,145	30.1%	-4.7%	-1.8%
Weakley	17,097	6,757	39.5%	17,126	6,755	39.4%	0.0%	0.2%
White	14,516	4,800	33.1%	14,955	4,913	32.9%	2.4%	3.0%
Williamson	134,713	48,993	36.4%	147,670	52,960	35.9%	8.1%	9.6%
Wilson	80,326	29,315	36.5%	86,729	31,137	35.9%	6.2%	8.0%

* TN_CoPopProj_2021 UTCBER Population Projection Series.

Source: Boyd Center for Business and Economic Research, University of Tennessee, Knoxville
 Reassembled by the Tennessee Department of Health, Division of Population Health Assessment
 Note: These projections may not match Boyd Center projections precisely due to rounding.

Attachment 3N-2

US Census Supplementary Demographic Data

Table: ACSST5Y2022.S0101

	Tennessee							
	Total		Percent		Male		Percent Male	
Label	Estimate	Margin of Error	Estimate	Margin of Error	Estimate	Margin of Error	Estimate	Margin of Error
Total population	6,923,772	*****	(X)	(X)	3,400,979	±1,445	(X)	(X)
AGE								
Under 5 years	402,591	±797	5.8%	±0.1	205,719	±801	6.0%	±0.1
5 to 9 years	415,093	±4,983	6.0%	±0.1	212,410	±3,196	6.2%	±0.1
10 to 14 years	443,075	±5,088	6.4%	±0.1	226,214	±3,161	6.7%	±0.1
15 to 19 years	443,311	±1,263	6.4%	±0.1	227,585	±1,060	6.7%	±0.1
20 to 24 years	460,990	±1,445	6.7%	±0.1	233,205	±1,073	6.9%	±0.1
25 to 29 years	483,816	±1,195	7.0%	±0.1	241,851	±899	7.1%	±0.1
30 to 34 years	465,596	±1,288	6.7%	±0.1	231,295	±866	6.8%	±0.1
35 to 39 years	444,007	±4,787	6.4%	±0.1	220,789	±3,224	6.5%	±0.1
40 to 44 years	427,125	±4,780	6.2%	±0.1	213,238	±3,230	6.3%	±0.1
45 to 49 years	433,044	±1,220	6.3%	±0.1	215,830	±848	6.3%	±0.1
50 to 54 years	444,626	±1,200	6.4%	±0.1	220,815	±855	6.5%	±0.1
55 to 59 years	457,404	±4,633	6.6%	±0.1	221,232	±2,814	6.5%	±0.1
60 to 64 years	447,781	±4,393	6.5%	±0.1	216,637	±2,610	6.4%	±0.1
65 to 69 years	383,697	±3,280	5.5%	±0.1	181,206	±2,419	5.3%	±0.1
70 to 74 years	313,410	±3,214	4.5%	±0.1	144,948	±2,382	4.3%	±0.1
75 to 79 years	210,716	±2,719	3.0%	±0.1	93,998	±1,559	2.8%	±0.1
80 to 84 years	132,895	±2,361	1.9%	±0.1	54,424	±1,540	1.6%	±0.1
85 years and over	114,595	±2,554	1.7%	±0.1	39,583	±1,412	1.2%	±0.1
SELECTED AGE CATEGORIES								
5 to 14 years	858,168	±933	12.4%	±0.1	438,624	±861	12.9%	±0.1
15 to 17 years	265,721	±675	3.8%	±0.1	136,118	±672	4.0%	±0.1
Under 18 years	1,526,480	±743	22.0%	±0.1	780,461	±1,194	22.9%	±0.1
18 to 24 years	638,580	±1,304	9.2%	±0.1	324,672	±1,026	9.5%	±0.1
15 to 44 years	2,724,845	±2,008	39.4%	±0.1	1,367,963	±1,555	40.2%	±0.1
16 years and over	5,576,402	±2,460	80.5%	±0.1	2,713,022	±1,634	79.8%	±0.1
18 years and over	5,397,292	±739	78.0%	±0.1	2,620,518	±1,049	77.1%	±0.1
21 years and over	5,121,854	±3,134	74.0%	±0.1	2,479,040	±2,208	72.9%	±0.1
60 years and over	1,603,094	±4,669	23.2%	±0.1	730,796	±2,731	21.5%	±0.1
62 years and over	1,418,860	±3,861	20.5%	±0.1	641,556	±2,578	18.9%	±0.1
65 years and over	1,155,313	±974	16.7%	±0.1	514,159	±622	15.1%	±0.1
75 years and over	458,206	±799	6.6%	±0.1	188,005	±472	5.5%	±0.1
SUMMARY INDICATORS								
Median age (years)	38.9	±0.1	(X)	(X)	37.8	±0.1	(X)	(X)
Sex ratio (males per 100 females)	96.5	±0.1	(X)	(X)	(X)	(X)	(X)	(X)
Age dependency ratio	63.2	±0.1	(X)	(X)	(X)	(X)	(X)	(X)
Old-age dependency ratio	27.2	±0.1	(X)	(X)	(X)	(X)	(X)	(X)
Child dependency ratio	36.0	±0.1	(X)	(X)	(X)	(X)	(X)	(X)
PERCENT ALLOCATED								
Sex	(X)	(X)	0.1%	(X)	(X)	(X)	(X)	(X)
Age	(X)	(X)	1.5%	(X)	(X)	(X)	(X)	(X)

Table: ACSST5Y2022.S0101

					Cheatham County, Tennessee				
		Female		Percent Female		Total		Percent	
Label	Estimate	Margin of Error	Estimate	Margin of Error	Estimate	Margin of Error	Estimate	Margin of Error	
Total population	3,522,793	±1,444	(X)	(X)	41,184	*****	(X)	(X)	
AGE									
Under 5 years	196,872	±785	5.6%	±0.1	2,275	±93	5.5%	±0.2	
5 to 9 years	202,683	±3,171	5.8%	±0.1	2,133	±225	5.2%	±0.5	
10 to 14 years	216,861	±3,280	6.2%	±0.1	2,685	±235	6.5%	±0.6	
15 to 19 years	215,726	±1,114	6.1%	±0.1	2,595	±92	6.3%	±0.2	
20 to 24 years	227,785	±874	6.5%	±0.1	2,156	±76	5.2%	±0.2	
25 to 29 years	241,965	±865	6.9%	±0.1	2,496	±57	6.1%	±0.1	
30 to 34 years	234,301	±782	6.7%	±0.1	2,739	±109	6.7%	±0.3	
35 to 39 years	223,218	±3,170	6.3%	±0.1	3,100	±365	7.5%	±0.9	
40 to 44 years	213,887	±3,011	6.1%	±0.1	2,308	±377	5.6%	±0.9	
45 to 49 years	217,214	±748	6.2%	±0.1	2,737	±84	6.6%	±0.2	
50 to 54 years	223,811	±654	6.4%	±0.1	3,187	±78	7.7%	±0.2	
55 to 59 years	236,172	±3,161	6.7%	±0.1	3,227	±336	7.8%	±0.8	
60 to 64 years	231,144	±3,109	6.6%	±0.1	3,157	±341	7.7%	±0.8	
65 to 69 years	202,491	±2,152	5.7%	±0.1	2,395	±270	5.8%	±0.7	
70 to 74 years	168,462	±2,079	4.8%	±0.1	1,765	±262	4.3%	±0.6	
75 to 79 years	116,718	±2,188	3.3%	±0.1	1,201	±150	2.9%	±0.4	
80 to 84 years	78,471	±1,787	2.2%	±0.1	530	±118	1.3%	±0.3	
85 years and over	75,012	±1,753	2.1%	±0.1	498	±124	1.2%	±0.3	
SELECTED AGE CATEGORIES									
5 to 14 years	419,544	±777	11.9%	±0.1	4,818	±93	11.7%	±0.2	
15 to 17 years	129,603	±701	3.7%	±0.1	1,736	±75	4.2%	±0.2	
Under 18 years	746,019	±1,172	21.2%	±0.1	8,829	±46	21.4%	±0.1	
18 to 24 years	313,908	±771	8.9%	±0.1	3,015	±89	7.3%	±0.2	
15 to 44 years	1,356,882	±1,407	38.5%	±0.1	15,394	±128	37.4%	±0.3	
16 years and over	2,863,380	±1,902	81.3%	±0.1	33,387	±136	81.1%	±0.3	
18 years and over	2,776,774	±868	78.8%	±0.1	32,355	±46	78.6%	±0.1	
21 years and over	2,642,814	±2,301	75.0%	±0.1	31,078	±162	75.5%	±0.4	
60 years and over	872,298	±3,326	24.8%	±0.1	9,546	±337	23.2%	±0.8	
62 years and over	777,304	±2,980	22.1%	±0.1	7,933	±280	19.3%	±0.7	
65 years and over	641,154	±709	18.2%	±0.1	6,389	±115	15.5%	±0.3	
75 years and over	270,201	±561	7.7%	±0.1	2,229	±81	5.4%	±0.2	
SUMMARY INDICATORS									
Median age (years)	40.0	±0.2	(X)	(X)	40.9	±0.8	(X)	(X)	
Sex ratio (males per 100 females)	(X)	(X)	(X)	(X)	102.6	±1.5	(X)	(X)	
Age dependency ratio	(X)	(X)	(X)	(X)	58.6	±0.8	(X)	(X)	
Old-age dependency ratio	(X)	(X)	(X)	(X)	24.6	±0.6	(X)	(X)	
Child dependency ratio	(X)	(X)	(X)	(X)	34.0	±0.3	(X)	(X)	
PERCENT ALLOCATED									
Sex	(X)	(X)	(X)	(X)	(X)	(X)	0.1%	(X)	
Age	(X)	(X)	(X)	(X)	(X)	(X)	0.8%	(X)	

Table: ACSST5Y2022.S0101

	Male		Percent Male		Female		Percent Female	
Label	Estimate	Margin of Error	Estimate	Margin of Error	Estimate	Margin of Error	Estimate	Margin of Error
Total population	20,853	±148	(X)	(X)	20,331	±148	(X)	(X)
AGE								
Under 5 years	1,256	±95	6.0%	±0.4	1,019	±58	5.0%	±0.3
5 to 9 years	1,238	±166	5.9%	±0.8	895	±169	4.4%	±0.8
10 to 14 years	1,284	±162	6.2%	±0.8	1,401	±171	6.9%	±0.8
15 to 19 years	1,371	±75	6.6%	±0.3	1,224	±61	6.0%	±0.3
20 to 24 years	1,162	±57	5.6%	±0.3	994	±46	4.9%	±0.2
25 to 29 years	1,297	±60	6.2%	±0.3	1,199	±39	5.9%	±0.2
30 to 34 years	1,385	±70	6.6%	±0.3	1,354	±78	6.7%	±0.4
35 to 39 years	1,408	±238	6.8%	±1.1	1,692	±188	8.3%	±0.9
40 to 44 years	1,245	±236	6.0%	±1.1	1,063	±194	5.2%	±0.9
45 to 49 years	1,379	±44	6.6%	±0.2	1,358	±64	6.7%	±0.3
50 to 54 years	1,686	±73	8.1%	±0.3	1,501	±45	7.4%	±0.2
55 to 59 years	1,562	±221	7.5%	±1.1	1,665	±216	8.2%	±1.1
60 to 64 years	1,530	±220	7.3%	±1.0	1,627	±234	8.0%	±1.1
65 to 69 years	1,233	±192	5.9%	±0.9	1,162	±159	5.7%	±0.8
70 to 74 years	830	±189	4.0%	±0.9	935	±155	4.6%	±0.8
75 to 79 years	513	±94	2.5%	±0.4	688	±118	3.4%	±0.6
80 to 84 years	265	±81	1.3%	±0.4	265	±102	1.3%	±0.5
85 years and over	209	±86	1.0%	±0.4	289	±78	1.4%	±0.4
SELECTED AGE CATEGORIES								
5 to 14 years	2,522	±78	12.1%	±0.4	2,296	±67	11.3%	±0.3
15 to 17 years	919	±66	4.4%	±0.3	817	±44	4.0%	±0.2
Under 18 years	4,697	±117	22.5%	±0.4	4,132	±106	20.3%	±0.4
18 to 24 years	1,614	±77	7.7%	±0.4	1,401	±51	6.9%	±0.3
15 to 44 years	7,868	±79	37.7%	±0.4	7,526	±105	37.0%	±0.5
16 years and over	16,630	±131	79.7%	±0.7	16,757	±143	82.4%	±0.6
18 years and over	16,156	±83	77.5%	±0.4	16,199	±87	79.7%	±0.4
21 years and over	15,498	±136	74.3%	±0.7	15,580	±143	76.6%	±0.6
60 years and over	4,580	±228	22.0%	±1.1	4,966	±231	24.4%	±1.1
62 years and over	3,730	±184	17.9%	±0.9	4,203	±192	20.7%	±0.9
65 years and over	3,050	±78	14.6%	±0.4	3,339	±58	16.4%	±0.3
75 years and over	987	±51	4.7%	±0.2	1,242	±41	6.1%	±0.2
SUMMARY INDICATORS								
Median age (years)	40.1	±1.1	(X)	(X)	41.4	±0.7	(X)	(X)
Sex ratio (males per 100 females)	(X)	(X)	(X)	(X)	(X)	(X)	(X)	(X)
Age dependency ratio	(X)	(X)	(X)	(X)	(X)	(X)	(X)	(X)
Old-age dependency ratio	(X)	(X)	(X)	(X)	(X)	(X)	(X)	(X)
Child dependency ratio	(X)	(X)	(X)	(X)	(X)	(X)	(X)	(X)
PERCENT ALLOCATED								
Sex	(X)	(X)	(X)	(X)	(X)	(X)	(X)	(X)
Age	(X)	(X)	(X)	(X)	(X)	(X)	(X)	(X)

Table: ACSST5Y2022.S0101

Clay County, Tennessee								
	Total		Percent		Male		Percent Male	
Label	Estimate	Margin of Error	Estimate	Margin of Error	Estimate	Margin of Error	Estimate	Margin of Error
Total population	7,592	*****	(X)	(X)	3,630	±83	(X)	(X)
AGE								
Under 5 years	313	±19	4.1%	±0.6	151	±19	4.2%	±0.1
5 to 9 years	304	±90	4.0%	±1.2	160	±53	4.4%	±1.4
10 to 14 years	552	±65	7.3%	±0.9	245	±53	6.7%	±1.5
15 to 19 years	546	±131	7.2%	±1.7	151	±59	4.2%	±1.6
20 to 24 years	367	±108	4.8%	±1.4	257	±93	7.1%	±2.6
25 to 29 years	264	±132	3.5%	±1.7	125	±89	3.4%	±2.4
30 to 34 years	308	±122	4.1%	±1.6	103	±83	2.8%	±2.3
35 to 39 years	551	±125	7.3%	±1.7	290	±118	8.0%	±3.2
40 to 44 years	393	±155	5.2%	±2.0	205	±113	5.6%	±3.1
45 to 49 years	430	±93	5.7%	±1.2	252	±28	6.9%	±0.7
50 to 54 years	577	±52	7.6%	±0.7	313	±51	8.6%	±1.3
55 to 59 years	576	±123	7.6%	±1.6	259	±94	7.1%	±2.6
60 to 64 years	577	±143	7.6%	±1.9	296	±94	8.2%	±2.6
65 to 69 years	519	±123	6.8%	±1.6	245	±69	6.7%	±1.9
70 to 74 years	526	±99	6.9%	±1.3	235	±70	6.5%	±1.9
75 to 79 years	353	±92	4.6%	±1.2	118	±67	3.3%	±1.8
80 to 84 years	297	±100	3.9%	±1.3	148	±78	4.1%	±2.1
85 years and over	139	±76	1.8%	±1.0	77	±73	2.1%	±2.0
SELECTED AGE CATEGORIES								
5 to 14 years	856	±57	11.3%	±0.8	405	±19	11.2%	±0.3
15 to 17 years	368	±70	4.8%	±0.9	134	±52	3.7%	±1.4
Under 18 years	1,537	±97	20.2%	±1.3	690	±52	19.0%	±1.1
18 to 24 years	545	±132	7.2%	±1.7	274	±89	7.5%	±2.5
15 to 44 years	2,429	±113	32.0%	±1.5	1,131	±65	31.2%	±1.4
16 years and over	6,208	±90	81.8%	±1.2	3,003	±85	82.7%	±1.6
18 years and over	6,055	±97	79.8%	±1.3	2,940	±57	81.0%	±1.1
21 years and over	5,739	±188	75.6%	±2.5	2,829	±91	77.9%	±1.7
60 years and over	2,411	±160	31.8%	±2.1	1,119	±99	30.8%	±2.7
62 years and over	2,242	±151	29.5%	±2.0	1,037	±104	28.6%	±2.8
65 years and over	1,834	±65	24.2%	±0.9	823	±15	22.7%	±0.6
75 years and over	789	±7	10.4%	±0.1	343	±19	9.4%	±0.2
SUMMARY INDICATORS								
Median age (years)	47.4	±1.8	(X)	(X)	46.9	±1.9	(X)	(X)
Sex ratio (males per 100 females)	91.6	±4.0	(X)	(X)	(X)	(X)	(X)	(X)
Age dependency ratio	79.9	±3.0	(X)	(X)	(X)	(X)	(X)	(X)
Old-age dependency ratio	43.4	±1.7	(X)	(X)	(X)	(X)	(X)	(X)
Child dependency ratio	36.4	±2.8	(X)	(X)	(X)	(X)	(X)	(X)
PERCENT ALLOCATED								
Sex	(X)	(X)	0.0%	(X)	(X)	(X)	(X)	(X)
Age	(X)	(X)	1.7%	(X)	(X)	(X)	(X)	(X)

Table: ACSST5Y2022.S0101

					Cumberland County, Tennessee				
		Female		Percent Female		Total		Percent	
Label	Estimate	Margin of Error	Estimate	Margin of Error	Estimate	Margin of Error	Estimate	Margin of Error	
Total population	3,962	±83	(X)	(X)	61,552	*****	(X)	(X)	
AGE									
Under 5 years	162	±19	4.1%	±0.1	2,703	±109	4.4%	±0.2	
5 to 9 years	144	±68	3.6%	±1.7	2,885	±259	4.7%	±0.4	
10 to 14 years	307	±38	7.7%	±1.1	3,067	±280	5.0%	±0.5	
15 to 19 years	395	±148	10.0%	±3.7	2,643	±71	4.3%	±0.1	
20 to 24 years	110	±76	2.8%	±1.9	2,730	±135	4.4%	±0.2	
25 to 29 years	139	±87	3.5%	±2.2	3,136	±166	5.1%	±0.3	
30 to 34 years	205	±91	5.2%	±2.3	2,955	±117	4.8%	±0.2	
35 to 39 years	261	±103	6.6%	±2.6	2,535	±302	4.1%	±0.5	
40 to 44 years	188	±87	4.7%	±2.2	3,128	±329	5.1%	±0.5	
45 to 49 years	178	±92	4.5%	±2.3	3,098	±86	5.0%	±0.1	
50 to 54 years	264	±9	6.7%	±0.2	3,611	±109	5.9%	±0.2	
55 to 59 years	317	±70	8.0%	±1.8	4,676	±468	7.6%	±0.8	
60 to 64 years	281	±92	7.1%	±2.3	4,995	±455	8.1%	±0.7	
65 to 69 years	274	±98	6.9%	±2.5	5,907	±412	9.6%	±0.7	
70 to 74 years	291	±73	7.3%	±1.9	5,383	±430	8.7%	±0.7	
75 to 79 years	235	±71	5.9%	±1.8	3,777	±404	6.1%	±0.7	
80 to 84 years	149	±74	3.8%	±1.9	2,510	±413	4.1%	±0.7	
85 years and over	62	±27	1.6%	±0.7	1,813	±439	2.9%	±0.7	
SELECTED AGE CATEGORIES									
5 to 14 years	451	±57	11.4%	±1.4	5,952	±147	9.7%	±0.2	
15 to 17 years	234	±91	5.9%	±2.3	1,743	±69	2.8%	±0.1	
Under 18 years	847	±111	21.4%	±2.7	10,398	±126	16.9%	±0.2	
18 to 24 years	271	±87	6.8%	±2.2	3,630	±134	5.9%	±0.2	
15 to 44 years	1,298	±111	32.8%	±2.7	17,127	±161	27.8%	±0.3	
16 years and over	3,205	±116	80.9%	±2.4	52,487	±173	85.3%	±0.3	
18 years and over	3,115	±112	78.6%	±2.7	51,154	±126	83.1%	±0.2	
21 years and over	2,910	±153	73.4%	±4.0	49,463	±278	80.4%	±0.5	
60 years and over	1,292	±112	32.6%	±2.8	24,385	±475	39.6%	±0.8	
62 years and over	1,205	±96	30.4%	±2.4	22,643	±500	36.8%	±0.8	
65 years and over	1,011	±64	25.5%	±1.6	19,390	±134	31.5%	±0.2	
75 years and over	446	±7	11.3%	±0.3	8,100	±86	13.2%	±0.1	
SUMMARY INDICATORS									
Median age (years)	47.6	±3.9	(X)	(X)	52.6	±0.4	(X)	(X)	
Sex ratio (males per 100 females)	(X)	(X)	(X)	(X)	96.1	±1.1	(X)	(X)	
Age dependency ratio	(X)	(X)	(X)	(X)	93.8	±1.1	(X)	(X)	
Old-age dependency ratio	(X)	(X)	(X)	(X)	61.0	±0.7	(X)	(X)	
Child dependency ratio	(X)	(X)	(X)	(X)	32.7	±0.5	(X)	(X)	
PERCENT ALLOCATED									
Sex	(X)	(X)	(X)	(X)	(X)	(X)	0.0%	(X)	
Age	(X)	(X)	(X)	(X)	(X)	(X)	0.6%	(X)	

Table: ACSST5Y2022.S0101

	Male		Percent Male		Female		Percent Female	
Label	Estimate	Margin of Error	Estimate	Margin of Error	Estimate	Margin of Error	Estimate	Margin of Error
Total population	30,166	±178	(X)	(X)	31,386	±178	(X)	(X)
AGE								
Under 5 years	1,265	±35	4.2%	±0.1	1,438	±109	4.6%	±0.3
5 to 9 years	1,438	±197	4.8%	±0.6	1,447	±179	4.6%	±0.6
10 to 14 years	1,763	±213	5.8%	±0.7	1,304	±158	4.2%	±0.5
15 to 19 years	1,368	±22	4.5%	±0.1	1,275	±62	4.1%	±0.2
20 to 24 years	1,457	±94	4.8%	±0.3	1,273	±71	4.1%	±0.2
25 to 29 years	1,602	±101	5.3%	±0.3	1,534	±104	4.9%	±0.3
30 to 34 years	1,483	±83	4.9%	±0.3	1,472	±86	4.7%	±0.3
35 to 39 years	1,356	±199	4.5%	±0.7	1,179	±201	3.8%	±0.6
40 to 44 years	1,371	±238	4.5%	±0.8	1,757	±217	5.6%	±0.7
45 to 49 years	1,523	±41	5.0%	±0.1	1,575	±78	5.0%	±0.3
50 to 54 years	1,821	±79	6.0%	±0.3	1,790	±69	5.7%	±0.2
55 to 59 years	2,512	±319	8.3%	±1.0	2,164	±275	6.9%	±0.9
60 to 64 years	2,012	±284	6.7%	±0.9	2,983	±307	9.5%	±1.0
65 to 69 years	2,732	±229	9.1%	±0.8	3,175	±272	10.1%	±0.9
70 to 74 years	2,589	±236	8.6%	±0.8	2,794	±280	8.9%	±0.9
75 to 79 years	1,979	±270	6.6%	±0.9	1,798	±222	5.7%	±0.7
80 to 84 years	1,030	±241	3.4%	±0.8	1,480	±258	4.7%	±0.8
85 years and over	865	±266	2.9%	±0.9	948	±221	3.0%	±0.7
SELECTED AGE CATEGORIES								
5 to 14 years	3,201	±111	10.6%	±0.4	2,751	±77	8.8%	±0.2
15 to 17 years	887	±14	2.9%	±0.1	856	±62	2.7%	±0.2
Under 18 years	5,353	±116	17.7%	±0.4	5,045	±107	16.1%	±0.3
18 to 24 years	1,938	±93	6.4%	±0.3	1,692	±71	5.4%	±0.2
15 to 44 years	8,637	±142	28.6%	±0.4	8,490	±151	27.1%	±0.4
16 years and over	25,481	±210	84.5%	±0.5	27,006	±164	86.0%	±0.4
18 years and over	24,813	±186	82.3%	±0.4	26,341	±148	83.9%	±0.3
21 years and over	23,896	±266	79.2%	±0.8	25,567	±210	81.5%	±0.6
60 years and over	11,207	±289	37.2%	±1.0	13,178	±313	42.0%	±1.0
62 years and over	10,540	±260	34.9%	±0.9	12,103	±335	38.6%	±1.1
65 years and over	9,195	±87	30.5%	±0.3	10,195	±119	32.5%	±0.4
75 years and over	3,874	±50	12.8%	±0.2	4,226	±78	13.5%	±0.2
SUMMARY INDICATORS								
Median age (years)	51.4	±0.6	(X)	(X)	54.0	±0.7	(X)	(X)
Sex ratio (males per 100 females)	(X)	(X)	(X)	(X)	(X)	(X)	(X)	(X)
Age dependency ratio	(X)	(X)	(X)	(X)	(X)	(X)	(X)	(X)
Old-age dependency ratio	(X)	(X)	(X)	(X)	(X)	(X)	(X)	(X)
Child dependency ratio	(X)	(X)	(X)	(X)	(X)	(X)	(X)	(X)
PERCENT ALLOCATED								
Sex	(X)	(X)	(X)	(X)	(X)	(X)	(X)	(X)
Age	(X)	(X)	(X)	(X)	(X)	(X)	(X)	(X)

Table: ACSST5Y2022.S0101

Davidson County, Tennessee								
	Total		Percent		Male		Percent Male	
Label	Estimate	Margin of Error	Estimate	Margin of Error	Estimate	Margin of Error	Estimate	Margin of Error
Total population	709,786	*****	(X)	(X)	343,836	±104	(X)	(X)
AGE								
Under 5 years	45,598	±31	6.4%	±0.1	23,076	±40	6.7%	±0.1
5 to 9 years	39,148	±1,482	5.5%	±0.2	19,355	±1,038	5.6%	±0.3
10 to 14 years	38,112	±1,454	5.4%	±0.2	19,765	±1,037	5.7%	±0.3
15 to 19 years	40,401	±137	5.7%	±0.1	20,324	±127	5.9%	±0.1
20 to 24 years	51,146	±92	7.2%	±0.1	24,244	±72	7.1%	±0.1
25 to 29 years	73,397	±98	10.3%	±0.1	34,811	±61	10.1%	±0.1
30 to 34 years	70,066	±37	9.9%	±0.1	34,675	±23	10.1%	±0.1
35 to 39 years	55,425	±1,578	7.8%	±0.2	27,900	±1,150	8.1%	±0.3
40 to 44 years	45,180	±1,571	6.4%	±0.2	22,836	±1,146	6.6%	±0.3
45 to 49 years	40,674	±40	5.7%	±0.1	20,409	±34	5.9%	±0.1
50 to 54 years	39,861	±68	5.6%	±0.1	19,811	±24	5.8%	±0.1
55 to 59 years	42,998	±1,371	6.1%	±0.2	20,066	±875	5.8%	±0.3
60 to 64 years	37,010	±1,372	5.2%	±0.2	17,838	±876	5.2%	±0.3
65 to 69 years	32,084	±917	4.5%	±0.1	14,790	±577	4.3%	±0.2
70 to 74 years	24,161	±918	3.4%	±0.1	10,759	±577	3.1%	±0.2
75 to 79 years	15,189	±873	2.1%	±0.1	6,377	±464	1.9%	±0.1
80 to 84 years	9,985	±769	1.4%	±0.1	3,721	±363	1.1%	±0.1
85 years and over	9,351	±750	1.3%	±0.1	3,079	±383	0.9%	±0.1
SELECTED AGE CATEGORIES								
5 to 14 years	77,260	±127	10.9%	±0.1	39,120	±64	11.4%	±0.1
15 to 17 years	21,617	±121	3.0%	±0.1	10,997	±124	3.2%	±0.1
Under 18 years	144,475	*****	20.4%	*****	73,193	±102	21.3%	±0.1
18 to 24 years	69,930	±94	9.9%	±0.1	33,571	±70	9.8%	±0.1
15 to 44 years	335,615	±130	47.3%	±0.1	164,790	±125	47.9%	±0.1
16 years and over	579,736	±627	81.7%	±0.1	278,361	±402	81.0%	±0.1
18 years and over	565,311	*****	79.6%	*****	270,643	±25	78.7%	±0.1
21 years and over	537,679	±719	75.8%	±0.1	257,444	±467	74.9%	±0.1
60 years and over	127,780	±1,370	18.0%	±0.2	56,564	±876	16.5%	±0.3
62 years and over	112,700	±1,258	15.9%	±0.2	49,286	±808	14.3%	±0.2
65 years and over	90,770	±13	12.8%	±0.1	38,726	±6	11.3%	±0.1
75 years and over	34,525	±43	4.9%	±0.1	13,177	±40	3.8%	±0.1
SUMMARY INDICATORS								
Median age (years)	34.7	±0.1	(X)	(X)	34.3	±0.2	(X)	(X)
Sex ratio (males per 100 females)	94.0	±0.1	(X)	(X)	(X)	(X)	(X)	(X)
Age dependency ratio	49.6	±0.1	(X)	(X)	(X)	(X)	(X)	(X)
Old-age dependency ratio	19.1	±0.1	(X)	(X)	(X)	(X)	(X)	(X)
Child dependency ratio	30.4	±0.1	(X)	(X)	(X)	(X)	(X)	(X)
PERCENT ALLOCATED								
Sex	(X)	(X)	0.0%	(X)	(X)	(X)	(X)	(X)
Age	(X)	(X)	2.3%	(X)	(X)	(X)	(X)	(X)

Table: ACSST5Y2022.S0101

					DeKalb County, Tennessee				
		Female		Percent Female		Total		Percent	
Label	Estimate	Margin of Error	Estimate	Margin of Error	Estimate	Margin of Error	Estimate	Margin of Error	
Total population	365,950	±104	(X)	(X)	20,209	*****	(X)	(X)	
AGE									
Under 5 years	22,522	±36	6.2%	±0.1	1,317	±87	6.5%	±0.4	
5 to 9 years	19,793	±844	5.4%	±0.2	1,120	±187	5.5%	±0.9	
10 to 14 years	18,347	±824	5.0%	±0.2	1,099	±197	5.4%	±1.0	
15 to 19 years	20,077	±66	5.5%	±0.1	1,196	±85	5.9%	±0.4	
20 to 24 years	26,902	±60	7.4%	±0.1	1,091	±112	5.4%	±0.6	
25 to 29 years	38,586	±72	10.5%	±0.1	1,273	±114	6.3%	±0.6	
30 to 34 years	35,391	±30	9.7%	±0.1	1,153	±109	5.7%	±0.5	
35 to 39 years	27,525	±949	7.5%	±0.3	1,373	±268	6.8%	±1.3	
40 to 44 years	22,344	±951	6.1%	±0.3	1,125	±304	5.6%	±1.5	
45 to 49 years	20,265	±27	5.5%	±0.1	1,357	±139	6.7%	±0.7	
50 to 54 years	20,050	±56	5.5%	±0.1	1,360	±74	6.7%	±0.4	
55 to 59 years	22,932	±938	6.3%	±0.3	1,359	±216	6.7%	±1.1	
60 to 64 years	19,172	±939	5.2%	±0.3	1,609	±239	8.0%	±1.2	
65 to 69 years	17,294	±676	4.7%	±0.2	1,358	±184	6.7%	±0.9	
70 to 74 years	13,402	±676	3.7%	±0.2	942	±199	4.7%	±1.0	
75 to 79 years	8,812	±591	2.4%	±0.2	668	±99	3.3%	±0.5	
80 to 84 years	6,264	±646	1.7%	±0.2	366	±95	1.8%	±0.5	
85 years and over	6,272	±608	1.7%	±0.2	443	±116	2.2%	±0.6	
SELECTED AGE CATEGORIES									
5 to 14 years	38,140	±88	10.4%	±0.1	2,219	±97	11.0%	±0.5	
15 to 17 years	10,620	±52	2.9%	±0.1	834	±35	4.1%	±0.2	
Under 18 years	71,282	±102	19.5%	±0.1	4,370	±56	21.6%	±0.3	
18 to 24 years	36,359	±65	9.9%	±0.1	1,453	±101	7.2%	±0.5	
15 to 44 years	170,825	±71	46.7%	±0.1	7,211	±192	35.7%	±0.9	
16 years and over	301,375	±502	82.4%	±0.1	16,416	±107	81.2%	±0.5	
18 years and over	294,668	±25	80.5%	±0.1	15,839	±56	78.4%	±0.3	
21 years and over	280,235	±536	76.6%	±0.1	15,179	±138	75.1%	±0.7	
60 years and over	71,216	±935	19.5%	±0.3	5,386	±234	26.7%	±1.2	
62 years and over	63,414	±874	17.3%	±0.2	4,604	±175	22.8%	±0.9	
65 years and over	52,044	±16	14.2%	±0.1	3,777	±104	18.7%	±0.5	
75 years and over	21,348	±17	5.8%	±0.1	1,477	±79	7.3%	±0.4	
SUMMARY INDICATORS									
Median age (years)	35.2	±0.1	(X)	(X)	42.1	±1.3	(X)	(X)	
Sex ratio (males per 100 females)	(X)	(X)	(X)	(X)	104.4	±2.8	(X)	(X)	
Age dependency ratio	(X)	(X)	(X)	(X)	67.5	±1.5	(X)	(X)	
Old-age dependency ratio	(X)	(X)	(X)	(X)	31.3	±1.1	(X)	(X)	
Child dependency ratio	(X)	(X)	(X)	(X)	36.2	±0.6	(X)	(X)	
PERCENT ALLOCATED									
Sex	(X)	(X)	(X)	(X)	(X)	(X)	0.0%	(X)	
Age	(X)	(X)	(X)	(X)	(X)	(X)	1.6%	(X)	

Table: ACSST5Y2022.S0101

	Male		Percent Male		Female		Percent Female	
Label	Estimate	Margin of Error	Estimate	Margin of Error	Estimate	Margin of Error	Estimate	Margin of Error
Total population	10,321	±138	(X)	(X)	9,888	±138	(X)	(X)
AGE								
Under 5 years	769	±104	7.5%	±1.0	548	±93	5.5%	±0.9
5 to 9 years	625	±124	6.1%	±1.2	495	±113	5.0%	±1.1
10 to 14 years	529	±132	5.1%	±1.3	570	±112	5.8%	±1.1
15 to 19 years	671	±77	6.5%	±0.7	525	±89	5.3%	±0.9
20 to 24 years	553	±83	5.4%	±0.8	538	±81	5.4%	±0.8
25 to 29 years	642	±67	6.2%	±0.7	631	±80	6.4%	±0.8
30 to 34 years	616	±108	6.0%	±1.0	537	±20	5.4%	±0.2
35 to 39 years	915	±154	8.9%	±1.5	458	±160	4.6%	±1.6
40 to 44 years	373	±187	3.6%	±1.8	752	±189	7.6%	±1.9
45 to 49 years	702	±94	6.8%	±0.9	655	±87	6.6%	±0.9
50 to 54 years	710	±71	6.9%	±0.7	650	±31	6.6%	±0.3
55 to 59 years	648	±146	6.3%	±1.4	711	±142	7.2%	±1.4
60 to 64 years	813	±145	7.9%	±1.4	796	±156	8.1%	±1.6
65 to 69 years	636	±135	6.2%	±1.3	722	±102	7.3%	±1.0
70 to 74 years	497	±132	4.8%	±1.3	445	±117	4.5%	±1.2
75 to 79 years	371	±69	3.6%	±0.7	297	±65	3.0%	±0.7
80 to 84 years	145	±51	1.4%	±0.5	221	±75	2.2%	±0.8
85 years and over	106	±54	1.0%	±0.5	337	±91	3.4%	±0.9
SELECTED AGE CATEGORIES								
5 to 14 years	1,154	±85	11.2%	±0.8	1,065	±44	10.8%	±0.4
15 to 17 years	420	±63	4.1%	±0.6	414	±53	4.2%	±0.5
Under 18 years	2,343	±107	22.7%	±0.9	2,027	±111	20.5%	±1.0
18 to 24 years	804	±100	7.8%	±1.0	649	±37	6.6%	±0.4
15 to 44 years	3,770	±125	36.5%	±1.2	3,441	±129	34.8%	±1.3
16 years and over	8,357	±115	81.0%	±0.8	8,059	±117	81.5%	±1.2
18 years and over	7,978	±102	77.3%	±0.9	7,861	±111	79.5%	±1.0
21 years and over	7,602	±122	73.7%	±1.2	7,577	±150	76.6%	±1.4
60 years and over	2,568	±156	24.9%	±1.5	2,818	±157	28.5%	±1.6
62 years and over	2,173	±115	21.1%	±1.1	2,431	±139	24.6%	±1.3
65 years and over	1,755	±73	17.0%	±0.7	2,022	±72	20.4%	±0.7
75 years and over	622	±42	6.0%	±0.4	855	±50	8.6%	±0.5
SUMMARY INDICATORS								
Median age (years)	39.4	±0.9	(X)	(X)	44.5	±0.6	(X)	(X)
Sex ratio (males per 100 females)	(X)	(X)	(X)	(X)	(X)	(X)	(X)	(X)
Age dependency ratio	(X)	(X)	(X)	(X)	(X)	(X)	(X)	(X)
Old-age dependency ratio	(X)	(X)	(X)	(X)	(X)	(X)	(X)	(X)
Child dependency ratio	(X)	(X)	(X)	(X)	(X)	(X)	(X)	(X)
PERCENT ALLOCATED								
Sex	(X)	(X)	(X)	(X)	(X)	(X)	(X)	(X)
Age	(X)	(X)	(X)	(X)	(X)	(X)	(X)	(X)

Table: ACSST5Y2022.S0101

Fentress County, Tennessee								
	Total		Percent		Male		Percent Male	
Label	Estimate	Margin of Error	Estimate	Margin of Error	Estimate	Margin of Error	Estimate	Margin of Error
Total population	18,642	*****	(X)	(X)	9,371	±158	(X)	(X)
AGE								
Under 5 years	1,027	±39	5.5%	±0.2	508	±46	5.4%	±0.5
5 to 9 years	1,202	±163	6.4%	±0.9	640	±113	6.8%	±1.2
10 to 14 years	926	±160	5.0%	±0.9	476	±111	5.1%	±1.2
15 to 19 years	1,043	±31	5.6%	±0.2	640	±117	6.8%	±1.2
20 to 24 years	991	±58	5.3%	±0.3	505	±21	5.4%	±0.1
25 to 29 years	961	±16	5.2%	±0.1	486	±21	5.2%	±0.1
30 to 34 years	943	±43	5.1%	±0.2	494	±42	5.3%	±0.5
35 to 39 years	1,225	±196	6.6%	±1.1	600	±168	6.4%	±1.8
40 to 44 years	769	±216	4.1%	±1.2	423	±161	4.5%	±1.7
45 to 49 years	1,195	±69	6.4%	±0.4	637	±69	6.8%	±0.7
50 to 54 years	1,300	±21	7.0%	±0.1	641	±20	6.8%	±0.2
55 to 59 years	1,410	±214	7.6%	±1.1	845	±144	9.0%	±1.6
60 to 64 years	1,426	±210	7.6%	±1.1	536	±153	5.7%	±1.6
65 to 69 years	1,374	±219	7.4%	±1.2	695	±137	7.4%	±1.5
70 to 74 years	1,224	±213	6.6%	±1.1	567	±133	6.1%	±1.4
75 to 79 years	688	±173	3.7%	±0.9	297	±105	3.2%	±1.1
80 to 84 years	352	±135	1.9%	±0.7	135	±83	1.4%	±0.9
85 years and over	586	±170	3.1%	±0.9	246	±119	2.6%	±1.3
SELECTED AGE CATEGORIES								
5 to 14 years	2,128	±42	11.4%	±0.2	1,116	±38	11.9%	±0.5
15 to 17 years	660	±7	3.5%	±0.1	436	±113	4.7%	±1.1
Under 18 years	3,815	±20	20.5%	±0.1	2,060	±118	22.0%	±1.0
18 to 24 years	1,374	±63	7.4%	±0.3	709	±24	7.6%	±0.3
15 to 44 years	5,932	±81	31.8%	±0.4	3,148	±122	33.6%	±0.9
16 years and over	15,403	±72	82.6%	±0.4	7,668	±155	81.8%	±0.8
18 years and over	14,827	±20	79.5%	±0.1	7,311	±82	78.0%	±1.0
21 years and over	14,242	±118	76.4%	±0.6	7,014	±126	74.8%	±1.6
60 years and over	5,650	±214	30.3%	±1.1	2,476	±154	26.4%	±1.6
62 years and over	5,227	±215	28.0%	±1.2	2,301	±147	24.6%	±1.5
65 years and over	4,224	±61	22.7%	±0.3	1,940	±60	20.7%	±0.7
75 years and over	1,626	±37	8.7%	±0.2	678	±22	7.2%	±0.3
SUMMARY INDICATORS								
Median age (years)	46.3	±0.6	(X)	(X)	43.7	±0.7	(X)	(X)
Sex ratio (males per 100 females)	101.1	±3.4	(X)	(X)	(X)	(X)	(X)	(X)
Age dependency ratio	75.8	±0.9	(X)	(X)	(X)	(X)	(X)	(X)
Old-age dependency ratio	39.8	±0.8	(X)	(X)	(X)	(X)	(X)	(X)
Child dependency ratio	36.0	±0.3	(X)	(X)	(X)	(X)	(X)	(X)
PERCENT ALLOCATED								
Sex	(X)	(X)	0.1%	(X)	(X)	(X)	(X)	(X)
Age	(X)	(X)	1.2%	(X)	(X)	(X)	(X)	(X)

Table: ACSST5Y2022.S0101

		Jackson County, Tennessee							
		Female		Percent Female		Total		Percent	
Label	Estimate	Margin of Error	Estimate	Margin of Error	Estimate	Margin of Error	Estimate	Margin of Error	
Total population	9,271	±158	(X)	(X)	11,730	*****	(X)	(X)	
AGE									
Under 5 years	519	±30	5.6%	±0.3	533	±28	4.5%	±0.2	
5 to 9 years	562	±100	6.1%	±1.1	632	±90	5.4%	±0.8	
10 to 14 years	450	±103	4.9%	±1.1	562	±93	4.8%	±0.8	
15 to 19 years	403	±113	4.3%	±1.2	625	±86	5.3%	±0.7	
20 to 24 years	486	±58	5.2%	±0.6	608	±57	5.2%	±0.5	
25 to 29 years	475	±16	5.1%	±0.2	646	±21	5.5%	±0.4	
30 to 34 years	449	±14	4.8%	±0.2	593	±11	5.1%	±0.1	
35 to 39 years	625	±118	6.7%	±1.3	790	±124	6.7%	±1.1	
40 to 44 years	346	±137	3.7%	±1.5	529	±141	4.5%	±1.2	
45 to 49 years	558	±21	6.0%	±0.1	744	±16	6.3%	±0.1	
50 to 54 years	659	±8	7.1%	±0.2	854	±37	7.3%	±0.3	
55 to 59 years	565	±167	6.1%	±1.8	951	±178	8.1%	±1.5	
60 to 64 years	890	±163	9.6%	±1.8	1,027	±180	8.8%	±1.5	
65 to 69 years	679	±145	7.3%	±1.6	916	±147	7.8%	±1.3	
70 to 74 years	657	±149	7.1%	±1.6	730	±145	6.2%	±1.2	
75 to 79 years	391	±119	4.2%	±1.3	512	±119	4.4%	±1.0	
80 to 84 years	217	±95	2.3%	±1.0	290	±94	2.5%	±0.8	
85 years and over	340	±114	3.7%	±1.2	188	±81	1.6%	±0.7	
SELECTED AGE CATEGORIES									
5 to 14 years	1,012	±24	10.9%	±0.3	1,194	±24	10.2%	±0.2	
15 to 17 years	224	±114	2.4%	±1.2	360	±9	3.1%	±0.1	
Under 18 years	1,755	±117	18.9%	±1.0	2,087	±33	17.8%	±0.3	
18 to 24 years	665	±65	7.2%	±0.7	873	±75	7.4%	±0.6	
15 to 44 years	2,784	±155	30.0%	±1.2	3,791	±59	32.3%	±0.5	
16 years and over	7,735	±147	83.4%	±0.4	9,973	±41	85.0%	±0.3	
18 years and over	7,516	±77	81.1%	±1.0	9,643	±33	82.2%	±0.3	
21 years and over	7,228	±91	78.0%	±1.0	9,228	±96	78.7%	±0.8	
60 years and over	3,174	±171	34.2%	±1.9	3,663	±176	31.2%	±1.5	
62 years and over	2,926	±184	31.6%	±2.0	3,278	±151	27.9%	±1.3	
65 years and over	2,284	±39	24.6%	±0.6	2,636	±48	22.5%	±0.4	
75 years and over	948	±37	10.2%	±0.5	990	±19	8.4%	±0.2	
SUMMARY INDICATORS									
Median age (years)	48.4	±1.1	(X)	(X)	47.3	±1.4	(X)	(X)	
Sex ratio (males per 100 females)	(X)	(X)	(X)	(X)	102.7	±1.4	(X)	(X)	
Age dependency ratio	(X)	(X)	(X)	(X)	67.4	±1.3	(X)	(X)	
Old-age dependency ratio	(X)	(X)	(X)	(X)	37.6	±0.9	(X)	(X)	
Child dependency ratio	(X)	(X)	(X)	(X)	29.8	±0.6	(X)	(X)	
PERCENT ALLOCATED									
Sex	(X)	(X)	(X)	(X)	(X)	(X)	0.0%	(X)	
Age	(X)	(X)	(X)	(X)	(X)	(X)	1.8%	(X)	

Table: ACSST5Y2022.S0101

	Male		Percent Male		Female		Percent Female	
Label	Estimate	Margin of Error	Estimate	Margin of Error	Estimate	Margin of Error	Estimate	Margin of Error
Total population	5,944	±39	(X)	(X)	5,786	±39	(X)	(X)
AGE								
Under 5 years	258	±19	4.3%	±0.3	275	±26	4.8%	±0.5
5 to 9 years	263	±74	4.4%	±1.2	369	±81	6.4%	±1.4
10 to 14 years	337	±76	5.7%	±1.3	225	±82	3.9%	±1.4
15 to 19 years	336	±39	5.7%	±0.7	289	±65	5.0%	±1.1
20 to 24 years	320	±32	5.4%	±0.5	288	±48	5.0%	±0.8
25 to 29 years	338	±21	5.7%	±0.1	308	±21	5.3%	±0.1
30 to 34 years	314	±11	5.3%	±0.2	279	±21	4.8%	±0.1
35 to 39 years	372	±73	6.3%	±1.2	418	±104	7.2%	±1.8
40 to 44 years	305	±98	5.1%	±1.6	224	±92	3.9%	±1.6
45 to 49 years	384	±17	6.5%	±0.3	360	±4	6.2%	±0.1
50 to 54 years	425	±8	7.2%	±0.1	429	±37	7.4%	±0.6
55 to 59 years	518	±120	8.7%	±2.0	433	±101	7.5%	±1.7
60 to 64 years	499	±121	8.4%	±2.0	528	±99	9.1%	±1.7
65 to 69 years	491	±113	8.3%	±1.9	425	±110	7.3%	±1.9
70 to 74 years	333	±110	5.6%	±1.9	397	±104	6.9%	±1.8
75 to 79 years	250	±75	4.2%	±1.3	262	±86	4.5%	±1.5
80 to 84 years	156	±74	2.6%	±1.2	134	±75	2.3%	±1.3
85 years and over	45	±37	0.8%	±0.6	143	±74	2.5%	±1.3
SELECTED AGE CATEGORIES								
5 to 14 years	600	±13	10.1%	±0.2	594	±19	10.3%	±0.3
15 to 17 years	188	±7	3.2%	±0.1	172	±3	3.0%	±0.1
Under 18 years	1,046	±7	17.6%	±0.1	1,041	±34	18.0%	±0.6
18 to 24 years	468	±47	7.9%	±0.8	405	±48	7.0%	±0.8
15 to 44 years	1,985	±36	33.4%	±0.4	1,806	±53	31.2%	±0.9
16 years and over	5,077	±39	85.4%	±0.2	4,896	±58	84.6%	±0.7
18 years and over	4,898	±39	82.4%	±0.1	4,745	±50	82.0%	±0.6
21 years and over	4,637	±90	78.0%	±1.4	4,591	±81	79.3%	±1.1
60 years and over	1,774	±122	29.8%	±2.0	1,889	±105	32.6%	±1.9
62 years and over	1,646	±111	27.7%	±1.8	1,632	±90	28.2%	±1.6
65 years and over	1,275	±23	21.5%	±0.4	1,361	±44	23.5%	±0.7
75 years and over	451	±21	7.6%	±0.1	539	±19	9.3%	±0.3
SUMMARY INDICATORS								
Median age (years)	46.8	±1.9	(X)	(X)	48.1	±1.9	(X)	(X)
Sex ratio (males per 100 females)	(X)	(X)	(X)	(X)	(X)	(X)	(X)	(X)
Age dependency ratio	(X)	(X)	(X)	(X)	(X)	(X)	(X)	(X)
Old-age dependency ratio	(X)	(X)	(X)	(X)	(X)	(X)	(X)	(X)
Child dependency ratio	(X)	(X)	(X)	(X)	(X)	(X)	(X)	(X)
PERCENT ALLOCATED								
Sex	(X)	(X)	(X)	(X)	(X)	(X)	(X)	(X)
Age	(X)	(X)	(X)	(X)	(X)	(X)	(X)	(X)

Table: ACSST5Y2022.S0101

Macon County, Tennessee								
	Total		Percent		Male		Percent Male	
Label	Estimate	Margin of Error	Estimate	Margin of Error	Estimate	Margin of Error	Estimate	Margin of Error
Total population	25,365	*****	(X)	(X)	12,408	±170	(X)	(X)
AGE								
Under 5 years	1,579	±192	6.2%	±0.8	788	±60	6.4%	±0.5
5 to 9 years	1,916	±237	7.6%	±0.9	898	±175	7.2%	±1.4
10 to 14 years	1,785	±196	7.0%	±0.8	908	±173	7.3%	±1.4
15 to 19 years	1,459	±185	5.8%	±0.7	664	±114	5.4%	±0.9
20 to 24 years	1,739	±175	6.9%	±0.7	968	±167	7.8%	±1.3
25 to 29 years	1,632	±41	6.4%	±0.2	793	±27	6.4%	±0.2
30 to 34 years	1,689	±110	6.7%	±0.4	754	±16	6.1%	±0.2
35 to 39 years	1,173	±254	4.6%	±1.0	641	±179	5.2%	±1.4
40 to 44 years	1,807	±246	7.1%	±1.0	904	±166	7.3%	±1.3
45 to 49 years	1,570	±94	6.2%	±0.4	776	±36	6.3%	±0.3
50 to 54 years	1,664	±22	6.6%	±0.1	847	±25	6.8%	±0.1
55 to 59 years	2,094	±299	8.3%	±1.2	989	±167	8.0%	±1.3
60 to 64 years	1,301	±267	5.1%	±1.1	721	±128	5.8%	±1.0
65 to 69 years	1,425	±214	5.6%	±0.8	652	±132	5.3%	±1.1
70 to 74 years	982	±216	3.9%	±0.8	502	±132	4.0%	±1.1
75 to 79 years	847	±161	3.3%	±0.6	363	±82	2.9%	±0.7
80 to 84 years	339	±123	1.3%	±0.5	119	±56	1.0%	±0.5
85 years and over	364	±153	1.4%	±0.6	121	±76	1.0%	±0.6
SELECTED AGE CATEGORIES								
5 to 14 years	3,701	±204	14.6%	±0.8	1,806	±107	14.6%	±0.8
15 to 17 years	945	±39	3.7%	±0.2	472	±17	3.8%	±0.1
Under 18 years	6,225	±100	24.5%	±0.4	3,066	±94	24.7%	±0.7
18 to 24 years	2,253	±219	8.9%	±0.9	1,160	±132	9.3%	±1.0
15 to 44 years	9,499	±198	37.4%	±0.8	4,724	±113	38.1%	±0.8
16 years and over	19,914	±144	78.5%	±0.6	9,756	±172	78.6%	±0.8
18 years and over	19,140	±100	75.5%	±0.4	9,342	±168	75.3%	±0.7
21 years and over	18,153	±346	71.6%	±1.4	8,920	±242	71.9%	±1.4
60 years and over	5,258	±275	20.7%	±1.1	2,478	±132	20.0%	±1.1
62 years and over	4,608	±251	18.2%	±1.0	2,075	±119	16.7%	±1.0
65 years and over	3,957	±54	15.6%	±0.2	1,757	±22	14.2%	±0.3
75 years and over	1,550	±54	6.1%	±0.2	603	±14	4.9%	±0.1
SUMMARY INDICATORS								
Median age (years)	39.1	±1.3	(X)	(X)	37.9	±1.9	(X)	(X)
Sex ratio (males per 100 females)	95.8	±2.6	(X)	(X)	(X)	(X)	(X)	(X)
Age dependency ratio	67.1	±1.2	(X)	(X)	(X)	(X)	(X)	(X)
Old-age dependency ratio	26.1	±0.5	(X)	(X)	(X)	(X)	(X)	(X)
Child dependency ratio	41.0	±0.9	(X)	(X)	(X)	(X)	(X)	(X)
PERCENT ALLOCATED								
Sex	(X)	(X)	0.0%	(X)	(X)	(X)	(X)	(X)
Age	(X)	(X)	1.0%	(X)	(X)	(X)	(X)	(X)

Table: ACSST5Y2022.S0101

					Maury County, Tennessee				
		Female		Percent Female		Total		Percent	
Label	Estimate	Margin of Error	Estimate	Margin of Error	Estimate	Margin of Error	Estimate	Margin of Error	
Total population	12,957	±170	(X)	(X)	102,002	*****	(X)	(X)	
AGE									
Under 5 years	791	±160	6.1%	±1.2	6,470	±66	6.3%	±0.1	
5 to 9 years	1,018	±189	7.9%	±1.5	5,828	±510	5.7%	±0.5	
10 to 14 years	877	±153	6.8%	±1.2	7,132	±522	7.0%	±0.5	
15 to 19 years	795	±120	6.1%	±0.9	6,111	±239	6.0%	±0.2	
20 to 24 years	771	±77	6.0%	±0.6	5,504	±217	5.4%	±0.2	
25 to 29 years	839	±37	6.5%	±0.3	7,053	±160	6.9%	±0.2	
30 to 34 years	935	±107	7.2%	±0.8	7,158	±144	7.0%	±0.1	
35 to 39 years	532	±146	4.1%	±1.1	6,392	±552	6.3%	±0.5	
40 to 44 years	903	±154	7.0%	±1.2	7,421	±551	7.3%	±0.5	
45 to 49 years	794	±65	6.1%	±0.5	6,065	±210	5.9%	±0.2	
50 to 54 years	817	±22	6.3%	±0.2	6,131	±143	6.0%	±0.1	
55 to 59 years	1,105	±210	8.5%	±1.6	6,616	±465	6.5%	±0.5	
60 to 64 years	580	±220	4.5%	±1.7	7,175	±471	7.0%	±0.5	
65 to 69 years	773	±141	6.0%	±1.1	5,295	±447	5.2%	±0.4	
70 to 74 years	480	±141	3.7%	±1.1	5,299	±447	5.2%	±0.4	
75 to 79 years	484	±120	3.7%	±0.9	2,604	±354	2.6%	±0.3	
80 to 84 years	220	±103	1.7%	±0.8	2,252	±326	2.2%	±0.3	
85 years and over	243	±111	1.9%	±0.9	1,496	±253	1.5%	±0.2	
SELECTED AGE CATEGORIES									
5 to 14 years	1,895	±137	14.6%	±1.1	12,960	±85	12.7%	±0.1	
15 to 17 years	473	±33	3.7%	±0.2	4,017	±100	3.9%	±0.1	
Under 18 years	3,159	±105	24.4%	±0.6	23,447	*****	23.0%	*****	
18 to 24 years	1,093	±178	8.4%	±1.3	7,598	±180	7.4%	±0.2	
15 to 44 years	4,775	±188	36.9%	±1.2	39,639	±233	38.9%	±0.2	
16 years and over	10,158	±143	78.4%	±0.9	81,299	±302	79.7%	±0.3	
18 years and over	9,798	±121	75.6%	±0.6	78,555	*****	77.0%	*****	
21 years and over	9,233	±204	71.3%	±1.9	75,214	±357	73.7%	±0.4	
60 years and over	2,780	±221	21.5%	±1.7	24,121	±464	23.6%	±0.5	
62 years and over	2,533	±186	19.5%	±1.4	21,012	±531	20.6%	±0.5	
65 years and over	2,200	±49	17.0%	±0.4	16,946	±173	16.6%	±0.2	
75 years and over	947	±49	7.3%	±0.4	6,352	±118	6.2%	±0.1	
SUMMARY INDICATORS									
Median age (years)	39.6	±1.4	(X)	(X)	39.4	±0.5	(X)	(X)	
Sex ratio (males per 100 females)	(X)	(X)	(X)	(X)	96.0	±0.7	(X)	(X)	
Age dependency ratio	(X)	(X)	(X)	(X)	65.6	±0.5	(X)	(X)	
Old-age dependency ratio	(X)	(X)	(X)	(X)	27.5	±0.4	(X)	(X)	
Child dependency ratio	(X)	(X)	(X)	(X)	38.1	±0.1	(X)	(X)	
PERCENT ALLOCATED									
Sex	(X)	(X)	(X)	(X)	(X)	(X)	0.0%	(X)	
Age	(X)	(X)	(X)	(X)	(X)	(X)	4.6%	(X)	

Table: ACSST5Y2022.S0101

	Male		Percent Male		Female		Percent Female	
Label	Estimate	Margin of Error	Estimate	Margin of Error	Estimate	Margin of Error	Estimate	Margin of Error
Total population	49,972	±186	(X)	(X)	52,030	±186	(X)	(X)
AGE								
Under 5 years	3,309	±65	6.6%	±0.1	3,161	±26	6.1%	±0.1
5 to 9 years	3,217	±416	6.4%	±0.8	2,611	±376	5.0%	±0.7
10 to 14 years	3,369	±418	6.7%	±0.8	3,763	±380	7.2%	±0.7
15 to 19 years	3,317	±229	6.6%	±0.4	2,794	±213	5.4%	±0.4
20 to 24 years	2,836	±154	5.7%	±0.3	2,668	±190	5.1%	±0.4
25 to 29 years	3,482	±121	7.0%	±0.2	3,571	±108	6.9%	±0.2
30 to 34 years	3,460	±36	6.9%	±0.1	3,698	±149	7.1%	±0.3
35 to 39 years	2,971	±416	5.9%	±0.8	3,421	±390	6.6%	±0.7
40 to 44 years	3,987	±425	8.0%	±0.8	3,434	±370	6.6%	±0.7
45 to 49 years	2,952	±121	5.9%	±0.2	3,113	±148	6.0%	±0.3
50 to 54 years	2,975	±60	6.0%	±0.1	3,156	±111	6.1%	±0.2
55 to 59 years	3,123	±367	6.2%	±0.7	3,493	±306	6.7%	±0.6
60 to 64 years	3,396	±343	6.8%	±0.7	3,779	±304	7.3%	±0.6
65 to 69 years	2,490	±285	5.0%	±0.6	2,805	±303	5.4%	±0.6
70 to 74 years	2,505	±289	5.0%	±0.6	2,794	±309	5.4%	±0.6
75 to 79 years	1,071	±211	2.1%	±0.4	1,533	±238	2.9%	±0.5
80 to 84 years	1,066	±186	2.1%	±0.4	1,186	±230	2.3%	±0.4
85 years and over	446	±140	0.9%	±0.3	1,050	±202	2.0%	±0.4
SELECTED AGE CATEGORIES								
5 to 14 years	6,586	±71	13.2%	±0.1	6,374	±67	12.3%	±0.1
15 to 17 years	2,251	±190	4.5%	±0.4	1,766	±165	3.4%	±0.3
Under 18 years	12,146	±169	24.3%	±0.3	11,301	±169	21.7%	±0.3
18 to 24 years	3,902	±119	7.8%	±0.2	3,696	±123	7.1%	±0.2
15 to 44 years	20,053	±241	40.1%	±0.4	19,586	±218	37.6%	±0.4
16 years and over	39,471	±301	79.0%	±0.5	41,828	±214	80.4%	±0.4
18 years and over	37,826	±57	75.7%	±0.3	40,729	±57	78.3%	±0.3
21 years and over	35,950	±276	71.9%	±0.6	39,264	±237	75.5%	±0.4
60 years and over	10,974	±374	22.0%	±0.7	13,147	±318	25.3%	±0.6
62 years and over	9,512	±373	19.0%	±0.7	11,500	±352	22.1%	±0.7
65 years and over	7,578	±132	15.2%	±0.3	9,368	±114	18.0%	±0.2
75 years and over	2,583	±93	5.2%	±0.2	3,769	±71	7.2%	±0.1
SUMMARY INDICATORS								
Median age (years)	38.3	±0.4	(X)	(X)	40.4	±0.5	(X)	(X)
Sex ratio (males per 100 females)	(X)	(X)	(X)	(X)	(X)	(X)	(X)	(X)
Age dependency ratio	(X)	(X)	(X)	(X)	(X)	(X)	(X)	(X)
Old-age dependency ratio	(X)	(X)	(X)	(X)	(X)	(X)	(X)	(X)
Child dependency ratio	(X)	(X)	(X)	(X)	(X)	(X)	(X)	(X)
PERCENT ALLOCATED								
Sex	(X)	(X)	(X)	(X)	(X)	(X)	(X)	(X)
Age	(X)	(X)	(X)	(X)	(X)	(X)	(X)	(X)

Table: ACSST5Y2022.S0101

Montgomery County, Tennessee								
	Total		Percent		Male		Percent Male	
Label	Estimate	Margin of Error	Estimate	Margin of Error	Estimate	Margin of Error	Estimate	Margin of Error
Total population	222,305	*****	(X)	(X)	111,312	±190	(X)	(X)
AGE								
Under 5 years	17,835	±91	8.0%	±0.1	9,246	±124	8.3%	±0.1
5 to 9 years	16,276	±815	7.3%	±0.4	8,750	±641	7.9%	±0.6
10 to 14 years	16,562	±815	7.5%	±0.4	7,990	±641	7.2%	±0.6
15 to 19 years	14,745	±160	6.6%	±0.1	7,485	±130	6.7%	±0.1
20 to 24 years	18,891	±143	8.5%	±0.1	9,937	±85	8.9%	±0.1
25 to 29 years	21,555	±87	9.7%	±0.1	11,290	±62	10.1%	±0.1
30 to 34 years	19,409	±96	8.7%	±0.1	9,993	±88	9.0%	±0.1
35 to 39 years	17,012	±1,007	7.7%	±0.5	8,668	±706	7.8%	±0.6
40 to 44 years	13,865	±1,011	6.2%	±0.5	6,924	±690	6.2%	±0.6
45 to 49 years	12,304	±147	5.5%	±0.1	5,977	±124	5.4%	±0.1
50 to 54 years	11,335	±100	5.1%	±0.1	5,506	±77	4.9%	±0.1
55 to 59 years	10,489	±786	4.7%	±0.4	5,044	±508	4.5%	±0.5
60 to 64 years	10,800	±780	4.9%	±0.4	5,077	±521	4.6%	±0.5
65 to 69 years	8,374	±491	3.8%	±0.2	3,985	±312	3.6%	±0.3
70 to 74 years	5,278	±529	2.4%	±0.2	2,281	±316	2.0%	±0.3
75 to 79 years	3,592	±346	1.6%	±0.2	1,578	±234	1.4%	±0.2
80 to 84 years	1,979	±267	0.9%	±0.1	778	±196	0.7%	±0.2
85 years and over	2,004	±296	0.9%	±0.1	803	±219	0.7%	±0.2
SELECTED AGE CATEGORIES								
5 to 14 years	32,838	±79	14.8%	±0.1	16,740	±71	15.0%	±0.1
15 to 17 years	8,714	±46	3.9%	±0.1	4,453	±97	4.0%	±0.1
Under 18 years	59,387	±63	26.7%	±0.1	30,439	±145	27.3%	±0.1
18 to 24 years	24,922	±89	11.2%	±0.1	12,969	±60	11.7%	±0.1
15 to 44 years	105,477	±184	47.4%	±0.1	54,297	±209	48.8%	±0.2
16 years and over	168,775	±429	75.9%	±0.2	83,930	±270	75.4%	±0.2
18 years and over	162,918	±63	73.3%	±0.1	80,873	±81	72.7%	±0.1
21 years and over	153,028	±696	68.8%	±0.3	76,346	±453	68.6%	±0.4
60 years and over	32,027	±782	14.4%	±0.4	14,502	±506	13.0%	±0.5
62 years and over	27,101	±608	12.2%	±0.3	12,256	±395	11.0%	±0.4
65 years and over	21,227	±94	9.5%	±0.1	9,425	±90	8.5%	±0.1
75 years and over	7,575	±138	3.4%	±0.1	3,159	±105	2.8%	±0.1
SUMMARY INDICATORS								
Median age (years)	31.4	±0.2	(X)	(X)	30.5	±0.2	(X)	(X)
Sex ratio (males per 100 females)	100.3	±0.3	(X)	(X)	(X)	(X)	(X)	(X)
Age dependency ratio	56.9	±0.1	(X)	(X)	(X)	(X)	(X)	(X)
Old-age dependency ratio	15.0	±0.1	(X)	(X)	(X)	(X)	(X)	(X)
Child dependency ratio	41.9	±0.1	(X)	(X)	(X)	(X)	(X)	(X)
PERCENT ALLOCATED								
Sex	(X)	(X)	0.1%	(X)	(X)	(X)	(X)	(X)
Age	(X)	(X)	0.9%	(X)	(X)	(X)	(X)	(X)

Table: ACSST5Y2022.S0101

					Overton County, Tennessee				
		Female		Percent Female		Total		Percent	
Label	Estimate	Margin of Error	Estimate	Margin of Error	Estimate	Margin of Error	Estimate	Margin of Error	
Total population	110,993	±190	(X)	(X)	22,576	*****	(X)	(X)	
AGE									
Under 5 years	8,589	±89	7.7%	±0.1	1,127	±11	5.0%	±0.1	
5 to 9 years	7,526	±502	6.8%	±0.5	1,142	±176	5.1%	±0.8	
10 to 14 years	8,572	±498	7.7%	±0.4	1,563	±173	6.9%	±0.8	
15 to 19 years	7,260	±160	6.5%	±0.1	1,461	±84	6.5%	±0.4	
20 to 24 years	8,954	±137	8.1%	±0.1	1,331	±76	5.9%	±0.3	
25 to 29 years	10,265	±58	9.2%	±0.1	1,371	±14	6.1%	±0.1	
30 to 34 years	9,416	±34	8.5%	±0.1	1,224	±48	5.4%	±0.2	
35 to 39 years	8,344	±623	7.5%	±0.6	1,317	±188	5.8%	±0.8	
40 to 44 years	6,941	±627	6.3%	±0.6	1,256	±206	5.6%	±0.9	
45 to 49 years	6,327	±72	5.7%	±0.1	1,479	±61	6.6%	±0.3	
50 to 54 years	5,829	±68	5.3%	±0.1	1,537	±25	6.8%	±0.1	
55 to 59 years	5,445	±469	4.9%	±0.4	1,411	±252	6.3%	±1.1	
60 to 64 years	5,723	±469	5.2%	±0.4	1,819	±252	8.1%	±1.1	
65 to 69 years	4,389	±347	4.0%	±0.3	1,645	±182	7.3%	±0.8	
70 to 74 years	2,997	±358	2.7%	±0.3	1,111	±178	4.9%	±0.8	
75 to 79 years	2,014	±262	1.8%	±0.2	765	±161	3.4%	±0.7	
80 to 84 years	1,201	±221	1.1%	±0.2	565	±147	2.5%	±0.7	
85 years and over	1,201	±221	1.1%	±0.2	452	±126	2.0%	±0.6	
SELECTED AGE CATEGORIES									
5 to 14 years	16,098	±69	14.5%	±0.1	2,705	±47	12.0%	±0.2	
15 to 17 years	4,261	±89	3.8%	±0.1	922	±27	4.1%	±0.1	
Under 18 years	28,948	±153	26.1%	±0.1	4,754	±40	21.1%	±0.2	
18 to 24 years	11,953	±72	10.8%	±0.1	1,870	±120	8.3%	±0.5	
15 to 44 years	51,180	±120	46.1%	±0.1	7,960	±105	35.3%	±0.5	
16 years and over	84,845	±389	76.4%	±0.3	18,398	±98	81.5%	±0.4	
18 years and over	82,045	±65	73.9%	±0.1	17,822	±40	78.9%	±0.2	
21 years and over	76,682	±537	69.1%	±0.5	16,986	±155	75.2%	±0.7	
60 years and over	17,525	±470	15.8%	±0.4	6,357	±260	28.2%	±1.2	
62 years and over	14,845	±418	13.4%	±0.4	5,674	±215	25.1%	±1.0	
65 years and over	11,802	±42	10.6%	±0.1	4,538	±69	20.1%	±0.3	
75 years and over	4,416	±97	4.0%	±0.1	1,782	±37	7.9%	±0.2	
SUMMARY INDICATORS									
Median age (years)	32.4	±0.3	(X)	(X)	43.1	±0.5	(X)	(X)	
Sex ratio (males per 100 females)	(X)	(X)	(X)	(X)	100.3	±1.9	(X)	(X)	
Age dependency ratio	(X)	(X)	(X)	(X)	69.9	±0.9	(X)	(X)	
Old-age dependency ratio	(X)	(X)	(X)	(X)	34.2	±0.7	(X)	(X)	
Child dependency ratio	(X)	(X)	(X)	(X)	35.8	±0.4	(X)	(X)	
PERCENT ALLOCATED									
Sex	(X)	(X)	(X)	(X)	(X)	(X)	0.1%	(X)	
Age	(X)	(X)	(X)	(X)	(X)	(X)	3.3%	(X)	

Table: ACSST5Y2022.S0101

	Male		Percent Male		Female		Percent Female	
Label	Estimate	Margin of Error	Estimate	Margin of Error	Estimate	Margin of Error	Estimate	Margin of Error
Total population	11,305	±108	(X)	(X)	11,271	±108	(X)	(X)
AGE								
Under 5 years	595	±10	5.3%	±0.1	532	±4	4.7%	±0.1
5 to 9 years	610	±114	5.4%	±1.0	532	±115	4.7%	±1.0
10 to 14 years	784	±115	6.9%	±1.0	779	±108	6.9%	±1.0
15 to 19 years	785	±63	6.9%	±0.5	676	±41	6.0%	±0.4
20 to 24 years	718	±74	6.4%	±0.6	613	±24	5.4%	±0.2
25 to 29 years	720	±11	6.4%	±0.1	651	±9	5.8%	±0.1
30 to 34 years	607	±33	5.4%	±0.3	617	±32	5.5%	±0.3
35 to 39 years	615	±123	5.4%	±1.1	702	±132	6.2%	±1.2
40 to 44 years	713	±147	6.3%	±1.3	543	±141	4.8%	±1.2
45 to 49 years	736	±43	6.5%	±0.4	743	±39	6.6%	±0.3
50 to 54 years	755	±25	6.7%	±0.1	782	±25	6.9%	±0.2
55 to 59 years	737	±161	6.5%	±1.4	674	±153	6.0%	±1.4
60 to 64 years	832	±158	7.4%	±1.4	987	±153	8.8%	±1.4
65 to 69 years	910	±103	8.0%	±0.9	735	±136	6.5%	±1.2
70 to 74 years	414	±104	3.7%	±0.9	697	±132	6.2%	±1.2
75 to 79 years	338	±103	3.0%	±0.9	427	±120	3.8%	±1.1
80 to 84 years	199	±74	1.8%	±0.7	366	±115	3.2%	±1.0
85 years and over	237	±103	2.1%	±0.9	215	±69	1.9%	±0.6
SELECTED AGE CATEGORIES								
5 to 14 years	1,394	±40	12.3%	±0.3	1,311	±59	11.6%	±0.5
15 to 17 years	501	±29	4.4%	±0.2	421	±31	3.7%	±0.3
Under 18 years	2,490	±54	22.0%	±0.4	2,264	±63	20.1%	±0.5
18 to 24 years	1,002	±91	8.9%	±0.7	868	±52	7.7%	±0.5
15 to 44 years	4,158	±109	36.8%	±0.7	3,802	±57	33.7%	±0.5
16 years and over	9,126	±133	80.7%	±0.8	9,272	±120	82.3%	±0.7
18 years and over	8,815	±83	78.0%	±0.4	9,007	±82	79.9%	±0.5
21 years and over	8,363	±101	74.0%	±1.1	8,623	±135	76.5%	±0.9
60 years and over	2,930	±156	25.9%	±1.4	3,427	±163	30.4%	±1.4
62 years and over	2,627	±143	23.2%	±1.3	3,047	±153	27.0%	±1.3
65 years and over	2,098	±44	18.6%	±0.5	2,440	±55	21.6%	±0.4
75 years and over	774	±14	6.8%	±0.1	1,008	±29	8.9%	±0.3
SUMMARY INDICATORS								
Median age (years)	41.3	±1.3	(X)	(X)	44.9	±0.6	(X)	(X)
Sex ratio (males per 100 females)	(X)	(X)	(X)	(X)	(X)	(X)	(X)	(X)
Age dependency ratio	(X)	(X)	(X)	(X)	(X)	(X)	(X)	(X)
Old-age dependency ratio	(X)	(X)	(X)	(X)	(X)	(X)	(X)	(X)
Child dependency ratio	(X)	(X)	(X)	(X)	(X)	(X)	(X)	(X)
PERCENT ALLOCATED								
Sex	(X)	(X)	(X)	(X)	(X)	(X)	(X)	(X)
Age	(X)	(X)	(X)	(X)	(X)	(X)	(X)	(X)

Table: ACSST5Y2022.S0101

Pickett County, Tennessee								
	Total		Percent		Male		Percent Male	
Label	Estimate	Margin of Error	Estimate	Margin of Error	Estimate	Margin of Error	Estimate	Margin of Error
Total population	5,042	*****	(X)	(X)	2,510	±69	(X)	(X)
AGE								
Under 5 years	191	±19	3.8%	±0.8	89	±19	3.5%	±0.1
5 to 9 years	410	±93	8.1%	±1.8	204	±24	8.1%	±1.0
10 to 14 years	205	±72	4.1%	±1.4	45	±39	1.8%	±1.6
15 to 19 years	168	±75	3.3%	±1.5	140	±75	5.6%	±2.8
20 to 24 years	284	±76	5.6%	±1.5	132	±38	5.3%	±1.5
25 to 29 years	199	±68	3.9%	±1.3	99	±19	3.9%	±0.1
30 to 34 years	235	±73	4.7%	±1.5	109	±19	4.3%	±0.1
35 to 39 years	247	±113	4.9%	±2.2	157	±83	6.3%	±3.4
40 to 44 years	233	±100	4.6%	±2.0	95	±56	3.8%	±2.2
45 to 49 years	304	±77	6.0%	±1.5	165	±77	6.6%	±3.0
50 to 54 years	354	±12	7.0%	±0.2	181	±11	7.2%	±0.5
55 to 59 years	432	±119	8.6%	±2.4	222	±66	8.8%	±2.7
60 to 64 years	390	±112	7.7%	±2.2	187	±66	7.5%	±2.7
65 to 69 years	292	±79	5.8%	±1.6	72	±45	2.9%	±1.8
70 to 74 years	518	±89	10.3%	±1.8	345	±58	13.7%	±2.3
75 to 79 years	309	±75	6.1%	±1.5	148	±61	5.9%	±2.4
80 to 84 years	125	±75	2.5%	±1.5	56	±56	2.2%	±2.2
85 years and over	146	±80	2.9%	±1.6	64	±49	2.5%	±2.0
SELECTED AGE CATEGORIES								
5 to 14 years	615	±81	12.2%	±1.6	249	±34	9.9%	±1.3
15 to 17 years	94	±63	1.9%	±1.3	90	±63	3.6%	±2.4
Under 18 years	900	±55	17.9%	±1.1	428	±76	17.1%	±2.6
18 to 24 years	358	±69	7.1%	±1.4	182	±19	7.3%	±0.2
15 to 44 years	1,366	±101	27.1%	±2.0	732	±95	29.2%	±3.5
16 years and over	4,201	±71	83.3%	±1.4	2,141	±53	85.3%	±2.1
18 years and over	4,142	±55	82.1%	±1.1	2,082	±36	82.9%	±2.6
21 years and over	4,066	±76	80.6%	±1.5	2,030	±53	80.9%	±3.1
60 years and over	1,780	±123	35.3%	±2.4	872	±79	34.7%	±3.2
62 years and over	1,613	±102	32.0%	±2.0	784	±74	31.2%	±3.0
65 years and over	1,390	±31	27.6%	±0.6	685	±30	27.3%	±1.3
75 years and over	580	±8	11.5%	±0.2	268	±19	10.7%	±0.3
SUMMARY INDICATORS								
Median age (years)	51.1	±0.8	(X)	(X)	50.6	±1.4	(X)	(X)
Sex ratio (males per 100 females)	99.1	±5.5	(X)	(X)	(X)	(X)	(X)	(X)
Age dependency ratio	83.2	±3.6	(X)	(X)	(X)	(X)	(X)	(X)
Old-age dependency ratio	50.5	±1.7	(X)	(X)	(X)	(X)	(X)	(X)
Child dependency ratio	32.7	±2.6	(X)	(X)	(X)	(X)	(X)	(X)
PERCENT ALLOCATED								
Sex	(X)	(X)	0.0%	(X)	(X)	(X)	(X)	(X)
Age	(X)	(X)	0.6%	(X)	(X)	(X)	(X)	(X)

Table: ACSST5Y2022.S0101

					Putnam County, Tennessee				
		Female		Percent Female		Total		Percent	
Label	Estimate	Margin of Error	Estimate	Margin of Error	Estimate	Margin of Error	Estimate	Margin of Error	
Total population	2,532	±69	(X)	(X)	80,157	*****	(X)	(X)	
AGE									
Under 5 years	102	±19	4.0%	±0.1	4,422	±152	5.5%	±0.2	
5 to 9 years	206	±90	8.1%	±3.4	4,649	±331	5.8%	±0.4	
10 to 14 years	160	±53	6.3%	±2.1	4,515	±357	5.6%	±0.4	
15 to 19 years	28	±32	1.1%	±1.3	6,461	±202	8.1%	±0.3	
20 to 24 years	152	±69	6.0%	±2.7	8,443	±241	10.5%	±0.3	
25 to 29 years	100	±68	3.9%	±2.7	5,566	±160	6.9%	±0.2	
30 to 34 years	126	±73	5.0%	±2.9	4,949	±208	6.2%	±0.3	
35 to 39 years	90	±61	3.6%	±2.4	4,234	±449	5.3%	±0.6	
40 to 44 years	138	±76	5.5%	±3.0	4,743	±472	5.9%	±0.6	
45 to 49 years	139	±6	5.5%	±0.3	4,701	±224	5.9%	±0.3	
50 to 54 years	173	±2	6.8%	±0.2	4,828	±210	6.0%	±0.3	
55 to 59 years	210	±89	8.3%	±3.5	4,208	±392	5.2%	±0.5	
60 to 64 years	203	±80	8.0%	±3.2	5,350	±381	6.7%	±0.5	
65 to 69 years	220	±63	8.7%	±2.5	4,128	±394	5.1%	±0.5	
70 to 74 years	173	±63	6.8%	±2.5	3,574	±369	4.5%	±0.5	
75 to 79 years	161	±59	6.4%	±2.4	2,463	±263	3.1%	±0.3	
80 to 84 years	69	±46	2.7%	±1.8	1,551	±243	1.9%	±0.3	
85 years and over	82	±60	3.2%	±2.4	1,372	±196	1.7%	±0.2	
SELECTED AGE CATEGORIES									
5 to 14 years	366	±75	14.5%	±2.7	9,164	±186	11.4%	±0.2	
15 to 17 years	4	±6	0.2%	±0.2	2,928	±119	3.7%	±0.1	
Under 18 years	472	±75	18.6%	±2.6	16,514	±33	20.6%	±0.1	
18 to 24 years	176	±69	7.0%	±2.7	11,976	±227	14.9%	±0.3	
15 to 44 years	634	±35	25.0%	±1.5	34,396	±307	42.9%	±0.4	
16 years and over	2,060	±48	81.4%	±2.6	65,684	±238	81.9%	±0.3	
18 years and over	2,060	±48	81.4%	±2.6	63,643	±33	79.4%	±0.1	
21 years and over	2,036	±61	80.4%	±3.1	58,475	±413	73.0%	±0.5	
60 years and over	908	±81	35.9%	±3.5	18,438	±398	23.0%	±0.5	
62 years and over	829	±62	32.7%	±2.6	15,976	±400	19.9%	±0.5	
65 years and over	705	±8	27.8%	±0.8	13,088	±120	16.3%	±0.1	
75 years and over	312	±8	12.3%	±0.5	5,386	±119	6.7%	±0.1	
SUMMARY INDICATORS									
Median age (years)	51.6	±2.9	(X)	(X)	36.3	±0.5	(X)	(X)	
Sex ratio (males per 100 females)	(X)	(X)	(X)	(X)	99.0	±1.0	(X)	(X)	
Age dependency ratio	(X)	(X)	(X)	(X)	58.6	±0.4	(X)	(X)	
Old-age dependency ratio	(X)	(X)	(X)	(X)	25.9	±0.3	(X)	(X)	
Child dependency ratio	(X)	(X)	(X)	(X)	32.7	±0.1	(X)	(X)	
PERCENT ALLOCATED									
Sex	(X)	(X)	(X)	(X)	(X)	(X)	0.0%	(X)	
Age	(X)	(X)	(X)	(X)	(X)	(X)	2.5%	(X)	

Table: ACSST5Y2022.S0101

	Male		Percent Male		Female		Percent Female	
Label	Estimate	Margin of Error	Estimate	Margin of Error	Estimate	Margin of Error	Estimate	Margin of Error
Total population	39,887	±201	(X)	(X)	40,270	±201	(X)	(X)
AGE								
Under 5 years	2,138	±153	5.4%	±0.4	2,284	±147	5.7%	±0.3
5 to 9 years	2,200	±301	5.5%	±0.8	2,449	±299	6.1%	±0.7
10 to 14 years	2,402	±294	6.0%	±0.7	2,113	±311	5.2%	±0.8
15 to 19 years	3,353	±178	8.4%	±0.4	3,108	±172	7.7%	±0.4
20 to 24 years	4,597	±166	11.5%	±0.4	3,846	±181	9.6%	±0.5
25 to 29 years	2,955	±136	7.4%	±0.3	2,611	±123	6.5%	±0.3
30 to 34 years	2,612	±176	6.5%	±0.4	2,337	±78	5.8%	±0.2
35 to 39 years	2,209	±358	5.5%	±0.9	2,025	±305	5.0%	±0.8
40 to 44 years	2,397	±347	6.0%	±0.9	2,346	±313	5.8%	±0.8
45 to 49 years	2,312	±172	5.8%	±0.4	2,389	±121	5.9%	±0.3
50 to 54 years	2,310	±156	5.8%	±0.4	2,518	±157	6.3%	±0.4
55 to 59 years	2,110	±267	5.3%	±0.7	2,098	±245	5.2%	±0.6
60 to 64 years	2,472	±266	6.2%	±0.7	2,878	±266	7.1%	±0.7
65 to 69 years	1,853	±223	4.6%	±0.6	2,275	±260	5.6%	±0.6
70 to 74 years	1,690	±214	4.2%	±0.5	1,884	±245	4.7%	±0.6
75 to 79 years	1,087	±183	2.7%	±0.5	1,376	±205	3.4%	±0.5
80 to 84 years	631	±187	1.6%	±0.5	920	±157	2.3%	±0.4
85 years and over	559	±120	1.4%	±0.3	813	±145	2.0%	±0.4
SELECTED AGE CATEGORIES								
5 to 14 years	4,602	±157	11.5%	±0.4	4,562	±119	11.3%	±0.3
15 to 17 years	1,401	±92	3.5%	±0.2	1,527	±147	3.8%	±0.4
Under 18 years	8,141	±183	20.4%	±0.4	8,373	±188	20.8%	±0.4
18 to 24 years	6,549	±153	16.4%	±0.4	5,427	±186	13.5%	±0.5
15 to 44 years	18,123	±231	45.4%	±0.6	16,273	±255	40.4%	±0.6
16 years and over	32,744	±187	82.1%	±0.5	32,940	±206	81.8%	±0.6
18 years and over	31,746	±71	79.6%	±0.4	31,897	±66	79.2%	±0.4
21 years and over	28,954	±279	72.6%	±0.8	29,521	±245	73.3%	±0.7
60 years and over	8,292	±265	20.8%	±0.7	10,146	±263	25.2%	±0.7
62 years and over	7,109	±239	17.8%	±0.6	8,867	±279	22.0%	±0.7
65 years and over	5,820	±97	14.6%	±0.3	7,268	±83	18.0%	±0.2
75 years and over	2,277	±95	5.7%	±0.2	3,109	±59	7.7%	±0.2
SUMMARY INDICATORS								
Median age (years)	34.0	±0.6	(X)	(X)	38.5	±0.9	(X)	(X)
Sex ratio (males per 100 females)	(X)	(X)	(X)	(X)	(X)	(X)	(X)	(X)
Age dependency ratio	(X)	(X)	(X)	(X)	(X)	(X)	(X)	(X)
Old-age dependency ratio	(X)	(X)	(X)	(X)	(X)	(X)	(X)	(X)
Child dependency ratio	(X)	(X)	(X)	(X)	(X)	(X)	(X)	(X)
PERCENT ALLOCATED								
Sex	(X)	(X)	(X)	(X)	(X)	(X)	(X)	(X)
Age	(X)	(X)	(X)	(X)	(X)	(X)	(X)	(X)

Table: ACSST5Y2022.S0101

Robertson County, Tennessee								
	Total		Percent		Male		Percent Male	
Label	Estimate	Margin of Error	Estimate	Margin of Error	Estimate	Margin of Error	Estimate	Margin of Error
Total population	73,297	*****	(X)	(X)	36,439	±121	(X)	(X)
AGE								
Under 5 years	4,487	±34	6.1%	±0.1	2,380	±33	6.5%	±0.1
5 to 9 years	4,521	±410	6.2%	±0.6	2,144	±224	5.9%	±0.6
10 to 14 years	5,225	±408	7.1%	±0.6	2,847	±220	7.8%	±0.6
15 to 19 years	4,682	±95	6.4%	±0.1	2,402	±113	6.6%	±0.3
20 to 24 years	4,032	±179	5.5%	±0.2	2,113	±102	5.8%	±0.3
25 to 29 years	4,786	±164	6.5%	±0.2	2,269	±12	6.2%	±0.1
30 to 34 years	4,733	±119	6.5%	±0.2	2,392	±119	6.6%	±0.3
35 to 39 years	4,809	±416	6.6%	±0.6	2,555	±287	7.0%	±0.8
40 to 44 years	4,984	±463	6.8%	±0.6	2,393	±307	6.6%	±0.8
45 to 49 years	4,805	±183	6.6%	±0.2	2,417	±158	6.6%	±0.4
50 to 54 years	4,918	±178	6.7%	±0.2	2,417	±159	6.6%	±0.4
55 to 59 years	5,676	±432	7.7%	±0.6	2,762	±252	7.6%	±0.7
60 to 64 years	4,693	±418	6.4%	±0.6	2,339	±255	6.4%	±0.7
65 to 69 years	3,958	±288	5.4%	±0.4	1,846	±227	5.1%	±0.6
70 to 74 years	2,888	±298	3.9%	±0.4	1,415	±234	3.9%	±0.6
75 to 79 years	2,357	±229	3.2%	±0.3	1,030	±165	2.8%	±0.5
80 to 84 years	977	±166	1.3%	±0.2	491	±140	1.3%	±0.4
85 years and over	766	±156	1.0%	±0.2	227	±100	0.6%	±0.3
SELECTED AGE CATEGORIES								
5 to 14 years	9,746	±51	13.3%	±0.1	4,991	±40	13.7%	±0.1
15 to 17 years	3,108	±49	4.2%	±0.1	1,539	±102	4.2%	±0.3
Under 18 years	17,341	*****	23.7%	*****	8,910	±111	24.5%	±0.2
18 to 24 years	5,606	±177	7.6%	±0.2	2,976	±81	8.2%	±0.2
15 to 44 years	28,026	±222	38.2%	±0.3	14,124	±226	38.8%	±0.6
16 years and over	58,004	±229	79.1%	±0.3	28,643	±194	78.6%	±0.4
18 years and over	55,956	*****	76.3%	*****	27,529	±78	75.5%	±0.2
21 years and over	53,588	±232	73.1%	±0.3	26,172	±171	71.8%	±0.5
60 years and over	15,639	±432	21.3%	±0.6	7,348	±253	20.2%	±0.7
62 years and over	13,567	±399	18.5%	±0.5	6,261	±265	17.2%	±0.7
65 years and over	10,946	±104	14.9%	±0.1	5,009	±79	13.7%	±0.2
75 years and over	4,100	±77	5.6%	±0.1	1,748	±61	4.8%	±0.2
SUMMARY INDICATORS								
Median age (years)	39.4	±0.4	(X)	(X)	38.3	±0.5	(X)	(X)
Sex ratio (males per 100 females)	98.9	±0.7	(X)	(X)	(X)	(X)	(X)	(X)
Age dependency ratio	62.8	±0.4	(X)	(X)	(X)	(X)	(X)	(X)
Old-age dependency ratio	24.3	±0.3	(X)	(X)	(X)	(X)	(X)	(X)
Child dependency ratio	38.5	±0.1	(X)	(X)	(X)	(X)	(X)	(X)
PERCENT ALLOCATED								
Sex	(X)	(X)	0.0%	(X)	(X)	(X)	(X)	(X)
Age	(X)	(X)	1.2%	(X)	(X)	(X)	(X)	(X)

Table: ACSST5Y2022.S0101

		Rutherford County, Tennessee							
		Female		Percent Female		Total		Percent	
Label	Estimate	Margin of Error	Estimate	Margin of Error	Estimate	Margin of Error	Estimate	Margin of Error	
Total population	36,858	±121	(X)	(X)	343,727	*****	(X)	(X)	
AGE									
Under 5 years	2,107	±14	5.7%	±0.1	21,452	±51	6.2%	±0.1	
5 to 9 years	2,377	±306	6.4%	±0.8	21,688	±1,054	6.3%	±0.3	
10 to 14 years	2,378	±303	6.5%	±0.8	25,944	±1,044	7.5%	±0.3	
15 to 19 years	2,280	±117	6.2%	±0.3	25,486	±270	7.4%	±0.1	
20 to 24 years	1,919	±157	5.2%	±0.4	31,207	±256	9.1%	±0.1	
25 to 29 years	2,517	±164	6.8%	±0.5	25,913	±75	7.5%	±0.1	
30 to 34 years	2,341	±40	6.4%	±0.1	24,437	±82	7.1%	±0.1	
35 to 39 years	2,254	±277	6.1%	±0.8	25,873	±1,280	7.5%	±0.4	
40 to 44 years	2,591	±270	7.0%	±0.7	22,936	±1,267	6.7%	±0.4	
45 to 49 years	2,388	±79	6.5%	±0.2	22,828	±124	6.6%	±0.1	
50 to 54 years	2,501	±59	6.8%	±0.2	21,344	±69	6.2%	±0.1	
55 to 59 years	2,914	±284	7.9%	±0.8	20,665	±892	6.0%	±0.3	
60 to 64 years	2,354	±276	6.4%	±0.7	16,665	±879	4.8%	±0.3	
65 to 69 years	2,112	±194	5.7%	±0.5	13,964	±691	4.1%	±0.2	
70 to 74 years	1,473	±195	4.0%	±0.5	9,551	±621	2.8%	±0.2	
75 to 79 years	1,327	±159	3.6%	±0.4	6,647	±544	1.9%	±0.2	
80 to 84 years	486	±148	1.3%	±0.4	3,730	±449	1.1%	±0.1	
85 years and over	539	±114	1.5%	±0.3	3,397	±522	1.0%	±0.2	
SELECTED AGE CATEGORIES									
5 to 14 years	4,755	±44	12.9%	±0.1	47,632	±73	13.9%	±0.1	
15 to 17 years	1,569	±109	4.3%	±0.3	14,745	±59	4.3%	±0.1	
Under 18 years	8,431	±112	22.9%	±0.3	83,829	±75	24.4%	±0.1	
18 to 24 years	2,630	±167	7.1%	±0.4	41,948	±136	12.2%	±0.1	
15 to 44 years	13,902	±146	37.7%	±0.3	155,852	±138	45.3%	±0.1	
16 years and over	29,361	±164	79.7%	±0.4	269,959	±523	78.5%	±0.2	
18 years and over	28,427	±80	77.1%	±0.3	259,898	±75	75.6%	±0.1	
21 years and over	27,416	±139	74.4%	±0.4	242,207	±832	70.5%	±0.2	
60 years and over	8,291	±285	22.5%	±0.8	53,954	±892	15.7%	±0.3	
62 years and over	7,306	±229	19.8%	±0.6	46,206	±696	13.4%	±0.2	
65 years and over	5,937	±47	16.1%	±0.1	37,289	±55	10.8%	±0.1	
75 years and over	2,352	±34	6.4%	±0.1	13,774	±225	4.0%	±0.1	
SUMMARY INDICATORS									
Median age (years)	40.4	±0.5	(X)	(X)	34.0	±0.1	(X)	(X)	
Sex ratio (males per 100 females)	(X)	(X)	(X)	(X)	97.8	±0.1	(X)	(X)	
Age dependency ratio	(X)	(X)	(X)	(X)	54.4	±0.1	(X)	(X)	
Old-age dependency ratio	(X)	(X)	(X)	(X)	16.8	±0.1	(X)	(X)	
Child dependency ratio	(X)	(X)	(X)	(X)	37.7	±0.1	(X)	(X)	
PERCENT ALLOCATED									
Sex	(X)	(X)	(X)	(X)	(X)	(X)	0.0%	(X)	
Age	(X)	(X)	(X)	(X)	(X)	(X)	1.6%	(X)	

Table: ACSST5Y2022.S0101

	Male		Percent Male		Female		Percent Female	
Label	Estimate	Margin of Error	Estimate	Margin of Error	Estimate	Margin of Error	Estimate	Margin of Error
Total population	169,927	±109	(X)	(X)	173,800	±109	(X)	(X)
AGE								
Under 5 years	10,960	±29	6.4%	±0.1	10,492	±57	6.0%	±0.1
5 to 9 years	11,335	±843	6.7%	±0.5	10,353	±762	6.0%	±0.4
10 to 14 years	12,987	±846	7.6%	±0.5	12,957	±762	7.5%	±0.4
15 to 19 years	12,940	±186	7.6%	±0.1	12,546	±178	7.2%	±0.1
20 to 24 years	15,629	±154	9.2%	±0.1	15,578	±182	9.0%	±0.1
25 to 29 years	13,034	±51	7.7%	±0.1	12,879	±55	7.4%	±0.1
30 to 34 years	12,124	±68	7.1%	±0.1	12,313	±45	7.1%	±0.1
35 to 39 years	12,791	±762	7.5%	±0.4	13,082	±766	7.5%	±0.4
40 to 44 years	11,364	±768	6.7%	±0.5	11,572	±750	6.7%	±0.4
45 to 49 years	11,400	±118	6.7%	±0.1	11,428	±51	6.6%	±0.1
50 to 54 years	10,592	±3	6.2%	±0.1	10,752	±69	6.2%	±0.1
55 to 59 years	10,353	±534	6.1%	±0.3	10,312	±618	5.9%	±0.4
60 to 64 years	7,942	±524	4.7%	±0.3	8,723	±618	5.0%	±0.4
65 to 69 years	6,750	±487	4.0%	±0.3	7,214	±489	4.2%	±0.3
70 to 74 years	4,104	±464	2.4%	±0.3	5,447	±459	3.1%	±0.3
75 to 79 years	2,862	±297	1.7%	±0.2	3,785	±415	2.2%	±0.2
80 to 84 years	1,440	±278	0.8%	±0.2	2,290	±367	1.3%	±0.2
85 years and over	1,320	±282	0.8%	±0.2	2,077	±399	1.2%	±0.2
SELECTED AGE CATEGORIES								
5 to 14 years	24,322	±55	14.3%	±0.1	23,310	±40	13.4%	±0.1
15 to 17 years	7,470	±37	4.4%	±0.1	7,275	±44	4.2%	±0.1
Under 18 years	42,752	±74	25.2%	±0.1	41,077	±67	23.6%	±0.1
18 to 24 years	21,099	±147	12.4%	±0.1	20,849	±74	12.0%	±0.1
15 to 44 years	77,882	±165	45.8%	±0.1	77,970	±100	44.9%	±0.1
16 years and over	132,363	±364	77.9%	±0.2	137,596	±405	79.2%	±0.2
18 years and over	127,175	±109	74.8%	±0.1	132,723	±77	76.4%	±0.1
21 years and over	118,007	±610	69.4%	±0.4	124,200	±723	71.5%	±0.4
60 years and over	24,418	±534	14.4%	±0.3	29,536	±618	17.0%	±0.4
62 years and over	20,809	±465	12.2%	±0.3	25,397	±474	14.6%	±0.3
65 years and over	16,476	±55	9.7%	±0.1	20,813	±4	12.0%	±0.1
75 years and over	5,622	±163	3.3%	±0.1	8,152	±164	4.7%	±0.1
SUMMARY INDICATORS								
Median age (years)	33.1	±0.2	(X)	(X)	34.9	±0.1	(X)	(X)
Sex ratio (males per 100 females)	(X)	(X)	(X)	(X)	(X)	(X)	(X)	(X)
Age dependency ratio	(X)	(X)	(X)	(X)	(X)	(X)	(X)	(X)
Old-age dependency ratio	(X)	(X)	(X)	(X)	(X)	(X)	(X)	(X)
Child dependency ratio	(X)	(X)	(X)	(X)	(X)	(X)	(X)	(X)
PERCENT ALLOCATED								
Sex	(X)	(X)	(X)	(X)	(X)	(X)	(X)	(X)
Age	(X)	(X)	(X)	(X)	(X)	(X)	(X)	(X)

Table: ACSST5Y2022.S0101

Smith County, Tennessee								
	Total		Percent		Male		Percent Male	
Label	Estimate	Margin of Error	Estimate	Margin of Error	Estimate	Margin of Error	Estimate	Margin of Error
Total population	20,034	*****	(X)	(X)	10,162	±108	(X)	(X)
AGE								
Under 5 years	1,159	±71	5.8%	±0.4	663	±68	6.5%	±0.6
5 to 9 years	1,007	±161	5.0%	±0.8	500	±110	4.9%	±1.1
10 to 14 years	1,489	±170	7.4%	±0.8	831	±121	8.2%	±1.2
15 to 19 years	1,262	±54	6.3%	±0.3	651	±34	6.4%	±0.3
20 to 24 years	1,108	±52	5.5%	±0.3	544	±23	5.4%	±0.2
25 to 29 years	1,304	±72	6.5%	±0.4	673	±78	6.6%	±0.7
30 to 34 years	1,220	±56	6.1%	±0.3	664	±52	6.5%	±0.5
35 to 39 years	1,268	±217	6.3%	±1.1	602	±119	5.9%	±1.2
40 to 44 years	1,145	±180	5.7%	±0.9	577	±107	5.7%	±1.1
45 to 49 years	1,346	±80	6.7%	±0.4	637	±46	6.3%	±0.5
50 to 54 years	1,409	±63	7.0%	±0.3	661	±12	6.5%	±0.1
55 to 59 years	1,593	±206	8.0%	±1.0	949	±134	9.3%	±1.3
60 to 64 years	1,433	±211	7.2%	±1.1	655	±133	6.4%	±1.3
65 to 69 years	1,122	±120	5.6%	±0.6	452	±105	4.4%	±1.0
70 to 74 years	912	±130	4.6%	±0.6	542	±115	5.3%	±1.1
75 to 79 years	611	±111	3.0%	±0.6	285	±67	2.8%	±0.7
80 to 84 years	332	±99	1.7%	±0.5	183	±72	1.8%	±0.7
85 years and over	314	±86	1.6%	±0.4	93	±60	0.9%	±0.6
SELECTED AGE CATEGORIES								
5 to 14 years	2,496	±54	12.5%	±0.3	1,331	±54	13.1%	±0.5
15 to 17 years	831	±46	4.1%	±0.2	425	±35	4.2%	±0.3
Under 18 years	4,486	±36	22.4%	±0.2	2,419	±70	23.8%	±0.6
18 to 24 years	1,539	±59	7.7%	±0.3	770	±25	7.6%	±0.2
15 to 44 years	7,307	±101	36.5%	±0.5	3,711	±83	36.5%	±0.7
16 years and over	16,117	±84	80.4%	±0.4	8,068	±95	79.4%	±0.7
18 years and over	15,548	±36	77.6%	±0.2	7,743	±89	76.2%	±0.6
21 years and over	14,938	±89	74.6%	±0.4	7,444	±101	73.3%	±0.7
60 years and over	4,724	±206	23.6%	±1.0	2,210	±132	21.7%	±1.3
62 years and over	4,094	±180	20.4%	±0.9	1,886	±107	18.6%	±1.0
65 years and over	3,291	±48	16.4%	±0.2	1,555	±37	15.3%	±0.4
75 years and over	1,257	±40	6.3%	±0.2	561	±33	5.5%	±0.3
SUMMARY INDICATORS								
Median age (years)	40.5	±0.5	(X)	(X)	39.8	±0.6	(X)	(X)
Sex ratio (males per 100 females)	102.9	±2.2	(X)	(X)	(X)	(X)	(X)	(X)
Age dependency ratio	63.4	±0.7	(X)	(X)	(X)	(X)	(X)	(X)
Old-age dependency ratio	26.8	±0.5	(X)	(X)	(X)	(X)	(X)	(X)
Child dependency ratio	36.6	±0.4	(X)	(X)	(X)	(X)	(X)	(X)
PERCENT ALLOCATED								
Sex	(X)	(X)	0.0%	(X)	(X)	(X)	(X)	(X)
Age	(X)	(X)	0.9%	(X)	(X)	(X)	(X)	(X)

Table: ACSST5Y2022.S0101

		Sumner County, Tennessee							
		Female		Percent Female		Total		Percent	
Label	Estimate	Margin of Error	Estimate	Margin of Error	Estimate	Margin of Error	Estimate	Margin of Error	
Total population	9,872	±108	(X)	(X)	196,845	*****	(X)	(X)	
AGE									
Under 5 years	496	±22	5.0%	±0.2	11,425	±29	5.8%	±0.1	
5 to 9 years	507	±128	5.1%	±1.3	13,334	±747	6.8%	±0.4	
10 to 14 years	658	±130	6.7%	±1.3	12,670	±756	6.4%	±0.4	
15 to 19 years	611	±37	6.2%	±0.4	12,517	±228	6.4%	±0.1	
20 to 24 years	564	±49	5.7%	±0.5	11,106	±233	5.6%	±0.1	
25 to 29 years	631	±52	6.4%	±0.5	12,051	±137	6.1%	±0.1	
30 to 34 years	556	±16	5.6%	±0.2	12,589	±139	6.4%	±0.1	
35 to 39 years	666	±154	6.7%	±1.6	13,172	±736	6.7%	±0.4	
40 to 44 years	568	±146	5.8%	±1.5	13,286	±746	6.7%	±0.4	
45 to 49 years	709	±57	7.2%	±0.6	13,329	±116	6.8%	±0.1	
50 to 54 years	748	±62	7.6%	±0.6	13,161	±49	6.7%	±0.1	
55 to 59 years	644	±150	6.5%	±1.5	13,868	±724	7.0%	±0.4	
60 to 64 years	778	±148	7.9%	±1.5	12,266	±748	6.2%	±0.4	
65 to 69 years	670	±84	6.8%	±0.9	11,546	±516	5.9%	±0.3	
70 to 74 years	370	±82	3.7%	±0.8	7,765	±509	3.9%	±0.3	
75 to 79 years	326	±93	3.3%	±0.9	6,494	±492	3.3%	±0.2	
80 to 84 years	149	±78	1.5%	±0.8	3,208	±338	1.6%	±0.2	
85 years and over	221	±68	2.2%	±0.7	3,058	±402	1.6%	±0.2	
SELECTED AGE CATEGORIES									
5 to 14 years	1,165	±34	11.8%	±0.3	26,004	±43	13.2%	±0.1	
15 to 17 years	406	±30	4.1%	±0.3	8,232	±27	4.2%	±0.1	
Under 18 years	2,067	±57	20.9%	±0.5	45,661	±10	23.2%	±0.1	
18 to 24 years	769	±53	7.8%	±0.5	15,391	±92	7.8%	±0.1	
15 to 44 years	3,596	±97	36.4%	±0.8	74,721	±125	38.0%	±0.1	
16 years and over	8,049	±123	81.5%	±0.8	156,439	±309	79.5%	±0.2	
18 years and over	7,805	±90	79.1%	±0.5	151,184	±10	76.8%	±0.1	
21 years and over	7,494	±113	75.9%	±0.8	144,922	±476	73.6%	±0.2	
60 years and over	2,514	±156	25.5%	±1.6	44,337	±736	22.5%	±0.4	
62 years and over	2,208	±157	22.4%	±1.6	39,488	±587	20.1%	±0.3	
65 years and over	1,736	±35	17.6%	±0.4	32,071	±77	16.3%	±0.1	
75 years and over	696	±27	7.1%	±0.3	12,760	±115	6.5%	±0.1	
SUMMARY INDICATORS									
Median age (years)	41.5	±1.2	(X)	(X)	39.8	±0.3	(X)	(X)	
Sex ratio (males per 100 females)	(X)	(X)	(X)	(X)	96.5	±0.1	(X)	(X)	
Age dependency ratio	(X)	(X)	(X)	(X)	65.3	±0.1	(X)	(X)	
Old-age dependency ratio	(X)	(X)	(X)	(X)	26.9	±0.1	(X)	(X)	
Child dependency ratio	(X)	(X)	(X)	(X)	38.3	±0.1	(X)	(X)	
PERCENT ALLOCATED									
Sex	(X)	(X)	(X)	(X)	(X)	(X)	0.0%	(X)	
Age	(X)	(X)	(X)	(X)	(X)	(X)	1.2%	(X)	

Table: ACSST5Y2022.S0101

	Male		Percent Male		Female		Percent Female	
Label	Estimate	Margin of Error	Estimate	Margin of Error	Estimate	Margin of Error	Estimate	Margin of Error
Total population	96,687	±73	(X)	(X)	100,158	±73	(X)	(X)
AGE								
Under 5 years	5,777	±26	6.0%	±0.1	5,648	±18	5.6%	±0.1
5 to 9 years	6,523	±485	6.7%	±0.5	6,811	±538	6.8%	±0.5
10 to 14 years	6,806	±487	7.0%	±0.5	5,864	±546	5.9%	±0.5
15 to 19 years	6,507	±233	6.7%	±0.2	6,010	±109	6.0%	±0.1
20 to 24 years	5,696	±236	5.9%	±0.2	5,410	±101	5.4%	±0.1
25 to 29 years	6,049	±65	6.3%	±0.1	6,002	±109	6.0%	±0.1
30 to 34 years	6,013	±62	6.2%	±0.1	6,576	±137	6.6%	±0.1
35 to 39 years	6,366	±521	6.6%	±0.5	6,806	±461	6.8%	±0.5
40 to 44 years	6,681	±523	6.9%	±0.5	6,605	±474	6.6%	±0.5
45 to 49 years	6,596	±44	6.8%	±0.1	6,733	±102	6.7%	±0.1
50 to 54 years	6,620	±38	6.8%	±0.1	6,541	±40	6.5%	±0.1
55 to 59 years	6,897	±452	7.1%	±0.5	6,971	±445	7.0%	±0.4
60 to 64 years	5,890	±473	6.1%	±0.5	6,376	±448	6.4%	±0.4
65 to 69 years	5,320	±331	5.5%	±0.3	6,226	±345	6.2%	±0.3
70 to 74 years	3,755	±347	3.9%	±0.4	4,010	±335	4.0%	±0.3
75 to 79 years	2,812	±270	2.9%	±0.3	3,682	±389	3.7%	±0.4
80 to 84 years	1,542	±235	1.6%	±0.2	1,666	±261	1.7%	±0.3
85 years and over	837	±188	0.9%	±0.2	2,221	±348	2.2%	±0.3
SELECTED AGE CATEGORIES								
5 to 14 years	13,329	±27	13.8%	±0.1	12,675	±27	12.7%	±0.1
15 to 17 years	4,272	±49	4.4%	±0.1	3,960	±44	4.0%	±0.1
Under 18 years	23,378	±50	24.2%	±0.1	22,283	±48	22.2%	±0.1
18 to 24 years	7,931	±66	8.2%	±0.1	7,460	±71	7.4%	±0.1
15 to 44 years	37,312	±55	38.6%	±0.1	37,409	±126	37.3%	±0.1
16 years and over	75,988	±236	78.6%	±0.2	80,451	±242	80.3%	±0.2
18 years and over	73,309	±47	75.8%	±0.1	77,875	±49	77.8%	±0.1
21 years and over	69,996	±329	72.4%	±0.3	74,926	±269	74.8%	±0.3
60 years and over	20,156	±454	20.8%	±0.5	24,181	±451	24.1%	±0.4
62 years and over	17,704	±424	18.3%	±0.4	21,784	±374	21.7%	±0.4
65 years and over	14,266	±71	14.8%	±0.1	17,805	±25	17.8%	±0.1
75 years and over	5,191	±84	5.4%	±0.1	7,569	±79	7.6%	±0.1
SUMMARY INDICATORS								
Median age (years)	38.8	±0.4	(X)	(X)	40.6	±0.4	(X)	(X)
Sex ratio (males per 100 females)	(X)	(X)	(X)	(X)	(X)	(X)	(X)	(X)
Age dependency ratio	(X)	(X)	(X)	(X)	(X)	(X)	(X)	(X)
Old-age dependency ratio	(X)	(X)	(X)	(X)	(X)	(X)	(X)	(X)
Child dependency ratio	(X)	(X)	(X)	(X)	(X)	(X)	(X)	(X)
PERCENT ALLOCATED								
Sex	(X)	(X)	(X)	(X)	(X)	(X)	(X)	(X)
Age	(X)	(X)	(X)	(X)	(X)	(X)	(X)	(X)

Table: ACSST5Y2022.S0101

Trousdale County, Tennessee								
	Total		Percent		Male		Percent Male	
Label	Estimate	Margin of Error	Estimate	Margin of Error	Estimate	Margin of Error	Estimate	Margin of Error
Total population	11,596	*****	(X)	(X)	7,204	±140	(X)	(X)
AGE								
Under 5 years	614	±71	5.3%	±0.6	483	±87	6.7%	±1.2
5 to 9 years	584	±145	5.0%	±1.2	321	±107	4.5%	±1.5
10 to 14 years	434	±141	3.7%	±1.2	197	±107	2.7%	±1.5
15 to 19 years	713	±66	6.1%	±0.6	520	±56	7.2%	±0.8
20 to 24 years	880	±294	7.6%	±2.5	662	±284	9.2%	±3.9
25 to 29 years	1,231	±271	10.6%	±2.3	948	±279	13.2%	±3.8
30 to 34 years	1,448	±101	12.5%	±0.9	940	±76	13.0%	±1.1
35 to 39 years	521	±152	4.5%	±1.3	392	±117	5.4%	±1.6
40 to 44 years	995	±164	8.6%	±1.4	610	±129	8.5%	±1.8
45 to 49 years	736	±158	6.3%	±1.4	452	±160	6.3%	±2.2
50 to 54 years	668	±66	5.8%	±0.6	356	±60	4.9%	±0.8
55 to 59 years	683	±191	5.9%	±1.6	402	±123	5.6%	±1.7
60 to 64 years	608	±170	5.2%	±1.5	265	±92	3.7%	±1.3
65 to 69 years	589	±122	5.1%	±1.1	241	±80	3.3%	±1.1
70 to 74 years	332	±114	2.9%	±1.0	197	±74	2.7%	±1.0
75 to 79 years	275	±97	2.4%	±0.8	140	±52	1.9%	±0.7
80 to 84 years	259	±79	2.2%	±0.7	76	±51	1.1%	±0.7
85 years and over	26	±33	0.2%	±0.3	2	±3	0.0%	±0.1
SELECTED AGE CATEGORIES								
5 to 14 years	1,018	±29	8.8%	±0.2	518	±6	7.2%	±0.2
15 to 17 years	281	±15	2.4%	±0.1	154	±56	2.1%	±0.8
Under 18 years	1,913	±86	16.5%	±0.7	1,155	±93	16.0%	±1.3
18 to 24 years	1,312	±282	11.3%	±2.4	1,028	±284	14.3%	±3.9
15 to 44 years	5,788	±231	49.9%	±2.0	4,072	±255	56.5%	±3.3
16 years and over	9,893	±92	85.3%	±0.8	6,187	±148	85.9%	±1.2
18 years and over	9,683	±86	83.5%	±0.7	6,049	±148	84.0%	±1.3
21 years and over	9,057	±203	78.1%	±1.8	5,489	±259	76.2%	±3.1
60 years and over	2,089	±158	18.0%	±1.4	921	±104	12.8%	±1.4
62 years and over	1,773	±107	15.3%	±0.9	774	±76	10.7%	±1.1
65 years and over	1,481	±87	12.8%	±0.7	656	±43	9.1%	±0.6
75 years and over	560	±84	4.8%	±0.7	218	±21	3.0%	±0.1
SUMMARY INDICATORS								
Median age (years)	34.6	±0.9	(X)	(X)	32.5	±1.4	(X)	(X)
Sex ratio (males per 100 females)	164.0	±8.4	(X)	(X)	(X)	(X)	(X)	(X)
Age dependency ratio	41.4	±2.1	(X)	(X)	(X)	(X)	(X)	(X)
Old-age dependency ratio	18.1	±1.3	(X)	(X)	(X)	(X)	(X)	(X)
Child dependency ratio	23.3	±1.3	(X)	(X)	(X)	(X)	(X)	(X)
PERCENT ALLOCATED								
Sex	(X)	(X)	0.3%	(X)	(X)	(X)	(X)	(X)
Age	(X)	(X)	0.5%	(X)	(X)	(X)	(X)	(X)

Table: ACSST5Y2022.S0101

					White County, Tennessee				
		Female		Percent Female		Total		Percent	
Label	Estimate	Margin of Error	Estimate	Margin of Error	Estimate	Margin of Error	Estimate	Margin of Error	
Total population	4,392	±140	(X)	(X)	27,420	*****	(X)	(X)	
AGE									
Under 5 years	131	±99	3.0%	±2.2	1,583	±90	5.8%	±0.3	
5 to 9 years	263	±91	6.0%	±2.1	1,815	±175	6.6%	±0.6	
10 to 14 years	237	±84	5.4%	±1.9	1,626	±203	5.9%	±0.7	
15 to 19 years	193	±89	4.4%	±2.0	1,569	±95	5.7%	±0.3	
20 to 24 years	218	±70	5.0%	±1.6	1,410	±93	5.1%	±0.3	
25 to 29 years	283	±25	6.4%	±0.5	1,631	±82	5.9%	±0.3	
30 to 34 years	508	±41	11.6%	±0.9	1,592	±81	5.8%	±0.3	
35 to 39 years	129	±86	2.9%	±2.0	1,582	±269	5.8%	±1.0	
40 to 44 years	385	±92	8.8%	±2.1	1,668	±258	6.1%	±0.9	
45 to 49 years	284	±32	6.5%	±0.7	1,694	±89	6.2%	±0.3	
50 to 54 years	312	±44	7.1%	±1.1	1,812	±45	6.6%	±0.2	
55 to 59 years	281	±138	6.4%	±3.2	1,806	±355	6.6%	±1.3	
60 to 64 years	343	±151	7.8%	±3.4	2,046	±362	7.5%	±1.3	
65 to 69 years	348	±78	7.9%	±1.8	1,892	±260	6.9%	±0.9	
70 to 74 years	135	±75	3.1%	±1.7	1,373	±255	5.0%	±0.9	
75 to 79 years	135	±91	3.1%	±2.1	966	±169	3.5%	±0.6	
80 to 84 years	183	±72	4.2%	±1.6	818	±223	3.0%	±0.8	
85 years and over	24	±33	0.5%	±0.7	537	±212	2.0%	±0.8	
SELECTED AGE CATEGORIES									
5 to 14 years	500	±27	11.4%	±0.5	3,441	±84	12.5%	±0.3	
15 to 17 years	127	±54	2.9%	±1.2	987	±26	3.6%	±0.1	
Under 18 years	758	±104	17.3%	±2.0	6,011	±38	21.9%	±0.1	
18 to 24 years	284	±12	6.5%	±0.3	1,992	±112	7.3%	±0.4	
15 to 44 years	1,716	±90	39.1%	±1.7	9,452	±103	34.5%	±0.4	
16 years and over	3,706	±118	84.4%	±2.2	21,993	±103	80.2%	±0.4	
18 years and over	3,634	±98	82.7%	±2.0	21,409	±38	78.1%	±0.1	
21 years and over	3,568	±121	81.2%	±2.4	20,503	±140	74.8%	±0.5	
60 years and over	1,168	±148	26.6%	±3.2	7,632	±365	27.8%	±1.3	
62 years and over	999	±119	22.7%	±2.6	7,177	±369	26.2%	±1.3	
65 years and over	825	±81	18.8%	±1.8	5,586	±74	20.4%	±0.3	
75 years and over	342	±84	7.8%	±1.9	2,321	±59	8.5%	±0.2	
SUMMARY INDICATORS									
Median age (years)	42.7	±1.3	(X)	(X)	43.0	±1.2	(X)	(X)	
Sex ratio (males per 100 females)	(X)	(X)	(X)	(X)	95.2	±2.2	(X)	(X)	
Age dependency ratio	(X)	(X)	(X)	(X)	73.3	±0.8	(X)	(X)	
Old-age dependency ratio	(X)	(X)	(X)	(X)	35.3	±0.6	(X)	(X)	
Child dependency ratio	(X)	(X)	(X)	(X)	38.0	±0.3	(X)	(X)	
PERCENT ALLOCATED									
Sex	(X)	(X)	(X)	(X)	(X)	(X)	0.0%	(X)	
Age	(X)	(X)	(X)	(X)	(X)	(X)	0.9%	(X)	

Table: ACSST5Y2022.S0101

	Male		Percent Male		Female		Percent Female	
Label	Estimate	Margin of Error	Estimate	Margin of Error	Estimate	Margin of Error	Estimate	Margin of Error
Total population	13,376	±158	(X)	(X)	14,044	±158	(X)	(X)
AGE								
Under 5 years	838	±66	6.3%	±0.5	745	±54	5.3%	±0.4
5 to 9 years	917	±158	6.9%	±1.2	898	±152	6.4%	±1.1
10 to 14 years	882	±188	6.6%	±1.4	744	±155	5.3%	±1.1
15 to 19 years	795	±57	5.9%	±0.4	774	±70	5.5%	±0.5
20 to 24 years	691	±25	5.2%	±0.1	719	±93	5.1%	±0.6
25 to 29 years	839	±78	6.3%	±0.5	792	±45	5.6%	±0.3
30 to 34 years	804	±41	6.0%	±0.3	788	±62	5.6%	±0.5
35 to 39 years	623	±139	4.7%	±1.0	959	±202	6.8%	±1.4
40 to 44 years	876	±139	6.5%	±1.0	792	±188	5.6%	±1.3
45 to 49 years	851	±57	6.4%	±0.4	843	±45	6.0%	±0.3
50 to 54 years	899	±34	6.7%	±0.3	913	±20	6.5%	±0.2
55 to 59 years	783	±217	5.9%	±1.6	1,023	±195	7.3%	±1.4
60 to 64 years	1,037	±215	7.8%	±1.6	1,009	±201	7.2%	±1.4
65 to 69 years	949	±155	7.1%	±1.2	943	±159	6.7%	±1.1
70 to 74 years	625	±153	4.7%	±1.1	748	±157	5.3%	±1.1
75 to 79 years	495	±109	3.7%	±0.8	471	±131	3.4%	±0.9
80 to 84 years	294	±105	2.2%	±0.8	524	±181	3.7%	±1.3
85 years and over	178	±79	1.3%	±0.6	359	±195	2.6%	±1.4
SELECTED AGE CATEGORIES								
5 to 14 years	1,799	±111	13.4%	±0.7	1,642	±60	11.7%	±0.4
15 to 17 years	491	±10	3.7%	±0.1	496	±24	3.5%	±0.2
Under 18 years	3,128	±69	23.4%	±0.4	2,883	±68	20.5%	±0.4
18 to 24 years	995	±55	7.4%	±0.4	997	±104	7.1%	±0.7
15 to 44 years	4,628	±113	34.6%	±0.6	4,824	±150	34.3%	±0.8
16 years and over	10,496	±144	78.5%	±0.6	11,497	±170	81.9%	±0.7
18 years and over	10,248	±126	76.6%	±0.4	11,161	±130	79.5%	±0.4
21 years and over	9,738	±165	72.8%	±0.8	10,765	±145	76.7%	±0.8
60 years and over	3,578	±217	26.7%	±1.7	4,054	±213	28.9%	±1.5
62 years and over	3,409	±240	25.5%	±1.8	3,768	±209	26.8%	±1.5
65 years and over	2,541	±53	19.0%	±0.4	3,045	±57	21.7%	±0.5
75 years and over	967	±33	7.2%	±0.2	1,354	±49	9.6%	±0.3
SUMMARY INDICATORS								
Median age (years)	41.7	±1.0	(X)	(X)	44.3	±0.8	(X)	(X)
Sex ratio (males per 100 females)	(X)	(X)	(X)	(X)	(X)	(X)	(X)	(X)
Age dependency ratio	(X)	(X)	(X)	(X)	(X)	(X)	(X)	(X)
Old-age dependency ratio	(X)	(X)	(X)	(X)	(X)	(X)	(X)	(X)
Child dependency ratio	(X)	(X)	(X)	(X)	(X)	(X)	(X)	(X)
PERCENT ALLOCATED								
Sex	(X)	(X)	(X)	(X)	(X)	(X)	(X)	(X)
Age	(X)	(X)	(X)	(X)	(X)	(X)	(X)	(X)

Table: ACSST5Y2022.S0101

Williamson County, Tennessee								
	Total		Percent		Male		Percent Male	
Label	Estimate	Margin of Error	Estimate	Margin of Error	Estimate	Margin of Error	Estimate	Margin of Error
Total population	248,897	*****	(X)	(X)	123,066	±255	(X)	(X)
AGE								
Under 5 years	13,813	*****	5.5%	*****	7,045	±238	5.7%	±0.2
5 to 9 years	18,792	±1,072	7.6%	±0.4	9,596	±672	7.8%	±0.5
10 to 14 years	19,969	±1,072	8.0%	±0.4	10,311	±672	8.4%	±0.5
15 to 19 years	19,497	±176	7.8%	±0.1	10,017	±147	8.1%	±0.1
20 to 24 years	13,780	±299	5.5%	±0.1	7,192	±281	5.8%	±0.2
25 to 29 years	10,462	±281	4.2%	±0.1	4,989	±266	4.1%	±0.2
30 to 34 years	11,800	±138	4.7%	±0.1	5,505	±88	4.5%	±0.1
35 to 39 years	16,391	±1,145	6.6%	±0.5	8,158	±706	6.6%	±0.6
40 to 44 years	20,177	±1,173	8.1%	±0.5	9,742	±694	7.9%	±0.6
45 to 49 years	19,405	±122	7.8%	±0.1	9,752	±120	7.9%	±0.1
50 to 54 years	18,344	±119	7.4%	±0.1	9,204	±120	7.5%	±0.1
55 to 59 years	17,405	±683	7.0%	±0.3	8,041	±505	6.5%	±0.4
60 to 64 years	14,511	±679	5.8%	±0.3	7,633	±507	6.2%	±0.4
65 to 69 years	11,316	±784	4.5%	±0.3	5,505	±468	4.5%	±0.4
70 to 74 years	9,985	±789	4.0%	±0.3	4,756	±474	3.9%	±0.4
75 to 79 years	6,310	±414	2.5%	±0.2	2,619	±272	2.1%	±0.2
80 to 84 years	3,941	±438	1.6%	±0.2	1,784	±338	1.4%	±0.3
85 years and over	2,999	±376	1.2%	±0.2	1,217	±267	1.0%	±0.2
SELECTED AGE CATEGORIES								
5 to 14 years	38,761	*****	15.6%	*****	19,907	*****	16.2%	±0.1
15 to 17 years	13,088	*****	5.3%	*****	6,570	±15	5.3%	±0.1
Under 18 years	65,662	*****	26.4%	*****	33,522	±240	27.2%	±0.1
18 to 24 years	20,189	±282	8.1%	±0.1	10,639	±273	8.6%	±0.2
15 to 44 years	92,107	±32	37.0%	±0.1	45,603	±13	37.1%	±0.1
16 years and over	192,193	±393	77.2%	±0.2	93,933	±290	76.3%	±0.3
18 years and over	183,235	*****	73.6%	*****	89,544	±71	72.8%	±0.1
21 years and over	173,243	±564	69.6%	±0.2	84,035	±570	68.3%	±0.5
60 years and over	49,062	±683	19.7%	±0.3	23,514	±508	19.1%	±0.4
62 years and over	42,473	±674	17.1%	±0.3	19,981	±466	16.2%	±0.4
65 years and over	34,551	±54	13.9%	±0.1	15,881	±31	12.9%	±0.1
75 years and over	13,250	±186	5.3%	±0.1	5,620	±125	4.6%	±0.1
SUMMARY INDICATORS								
Median age (years)	40.0	±0.3	(X)	(X)	39.2	±0.4	(X)	(X)
Sex ratio (males per 100 females)	97.8	±0.4	(X)	(X)	(X)	(X)	(X)	(X)
Age dependency ratio	67.4	±0.1	(X)	(X)	(X)	(X)	(X)	(X)
Old-age dependency ratio	23.2	±0.1	(X)	(X)	(X)	(X)	(X)	(X)
Child dependency ratio	44.2	±0.1	(X)	(X)	(X)	(X)	(X)	(X)
PERCENT ALLOCATED								
Sex	(X)	(X)	0.0%	(X)	(X)	(X)	(X)	(X)
Age	(X)	(X)	1.2%	(X)	(X)	(X)	(X)	(X)

Table: ACSST5Y2022.S0101

					Wilson County, Tennessee				
		Female		Percent Female		Total		Percent	
Label	Estimate	Margin of Error	Estimate	Margin of Error	Estimate	Margin of Error	Estimate	Margin of Error	
Total population	125,831	±255	(X)	(X)	149,096	*****	(X)	(X)	
AGE									
Under 5 years	6,768	±237	5.4%	±0.2	8,712	±44	5.8%	±0.1	
5 to 9 years	9,196	±717	7.3%	±0.6	9,147	±557	6.1%	±0.4	
10 to 14 years	9,658	±717	7.7%	±0.6	10,698	±538	7.2%	±0.4	
15 to 19 years	9,480	±114	7.5%	±0.1	9,584	±249	6.4%	±0.2	
20 to 24 years	6,588	±119	5.2%	±0.1	8,439	±290	5.7%	±0.2	
25 to 29 years	5,473	±139	4.3%	±0.1	8,043	±235	5.4%	±0.2	
30 to 34 years	6,295	±109	5.0%	±0.1	9,412	±166	6.3%	±0.1	
35 to 39 years	8,233	±727	6.5%	±0.6	10,534	±619	7.1%	±0.4	
40 to 44 years	10,435	±760	8.3%	±0.6	10,505	±652	7.0%	±0.4	
45 to 49 years	9,653	±34	7.7%	±0.1	10,464	±209	7.0%	±0.1	
50 to 54 years	9,140	±9	7.3%	±0.1	10,188	±178	6.8%	±0.1	
55 to 59 years	9,364	±448	7.4%	±0.4	10,327	±687	6.9%	±0.5	
60 to 64 years	6,878	±448	5.5%	±0.4	9,527	±706	6.4%	±0.5	
65 to 69 years	5,811	±487	4.6%	±0.4	8,633	±477	5.8%	±0.3	
70 to 74 years	5,229	±488	4.2%	±0.4	5,875	±450	3.9%	±0.3	
75 to 79 years	3,691	±363	2.9%	±0.3	4,219	±406	2.8%	±0.3	
80 to 84 years	2,157	±299	1.7%	±0.2	2,881	±360	1.9%	±0.2	
85 years and over	1,782	±320	1.4%	±0.3	1,908	±379	1.3%	±0.3	
SELECTED AGE CATEGORIES									
5 to 14 years	18,854	*****	15.0%	±0.1	19,845	±88	13.3%	±0.1	
15 to 17 years	6,518	±14	5.2%	±0.1	6,128	±78	4.1%	±0.1	
Under 18 years	32,140	±239	25.5%	±0.1	34,685	*****	23.3%	*****	
18 to 24 years	9,550	±140	7.6%	±0.1	11,895	±238	8.0%	±0.2	
15 to 44 years	46,504	±39	37.0%	±0.1	56,517	±172	37.9%	±0.1	
16 years and over	98,260	±314	78.1%	±0.3	118,470	±312	79.5%	±0.2	
18 years and over	93,691	±70	74.5%	±0.1	114,411	*****	76.7%	*****	
21 years and over	89,208	±336	70.9%	±0.3	109,479	±364	73.4%	±0.2	
60 years and over	25,548	±452	20.3%	±0.4	33,043	±687	22.2%	±0.5	
62 years and over	22,492	±409	17.9%	±0.3	29,173	±652	19.6%	±0.4	
65 years and over	18,670	±40	14.8%	±0.1	23,516	±113	15.8%	±0.1	
75 years and over	7,630	±115	6.1%	±0.1	9,008	±125	6.0%	±0.1	
SUMMARY INDICATORS									
Median age (years)	40.6	±0.4	(X)	(X)	40.0	±0.3	(X)	(X)	
Sex ratio (males per 100 females)	(X)	(X)	(X)	(X)	98.0	±0.3	(X)	(X)	
Age dependency ratio	(X)	(X)	(X)	(X)	64.0	±0.2	(X)	(X)	
Old-age dependency ratio	(X)	(X)	(X)	(X)	25.9	±0.2	(X)	(X)	
Child dependency ratio	(X)	(X)	(X)	(X)	38.2	±0.1	(X)	(X)	
PERCENT ALLOCATED									
Sex	(X)	(X)	(X)	(X)	(X)	(X)	0.0%	(X)	
Age	(X)	(X)	(X)	(X)	(X)	(X)	0.8%	(X)	

Table: ACSST5Y2022.S0101

	Male		Percent Male		Female		Percent Female	
Label	Estimate	Margin of Error	Estimate	Margin of Error	Estimate	Margin of Error	Estimate	Margin of Error
Total population	73,809	±130	(X)	(X)	75,287	±130	(X)	(X)
AGE								
Under 5 years	4,371	±70	5.9%	±0.1	4,341	±67	5.8%	±0.1
5 to 9 years	4,699	±346	6.4%	±0.5	4,448	±441	5.9%	±0.6
10 to 14 years	5,429	±341	7.4%	±0.5	5,269	±425	7.0%	±0.6
15 to 19 years	5,144	±199	7.0%	±0.3	4,440	±167	5.9%	±0.2
20 to 24 years	4,233	±181	5.7%	±0.2	4,206	±227	5.6%	±0.3
25 to 29 years	4,150	±79	5.6%	±0.1	3,893	±201	5.2%	±0.3
30 to 34 years	4,498	±163	6.1%	±0.2	4,914	±33	6.5%	±0.1
35 to 39 years	5,372	±460	7.3%	±0.6	5,162	±419	6.9%	±0.6
40 to 44 years	5,063	±486	6.9%	±0.7	5,442	±416	7.2%	±0.6
45 to 49 years	5,395	±125	7.3%	±0.2	5,069	±121	6.7%	±0.2
50 to 54 years	5,149	±109	7.0%	±0.1	5,039	±106	6.7%	±0.1
55 to 59 years	5,136	±444	7.0%	±0.6	5,191	±432	6.9%	±0.6
60 to 64 years	4,543	±449	6.2%	±0.6	4,984	±443	6.6%	±0.6
65 to 69 years	4,091	±384	5.5%	±0.5	4,542	±285	6.0%	±0.4
70 to 74 years	2,702	±358	3.7%	±0.5	3,173	±268	4.2%	±0.4
75 to 79 years	2,006	±264	2.7%	±0.4	2,213	±257	2.9%	±0.3
80 to 84 years	1,141	±262	1.5%	±0.4	1,740	±261	2.3%	±0.3
85 years and over	687	±207	0.9%	±0.3	1,221	±277	1.6%	±0.4
SELECTED AGE CATEGORIES								
5 to 14 years	10,128	±29	13.7%	±0.1	9,717	±84	12.9%	±0.1
15 to 17 years	3,285	±96	4.5%	±0.1	2,843	±112	3.8%	±0.1
Under 18 years	17,784	±125	24.1%	±0.1	16,901	±125	22.4%	±0.1
18 to 24 years	6,092	±103	8.3%	±0.1	5,803	±204	7.7%	±0.3
15 to 44 years	28,460	±151	38.6%	±0.2	28,057	±139	37.3%	±0.2
16 years and over	58,232	±241	78.9%	±0.3	60,238	±248	80.0%	±0.3
18 years and over	56,025	±86	75.9%	±0.1	58,386	±85	77.6%	±0.1
21 years and over	53,447	±250	72.4%	±0.4	56,032	±258	74.4%	±0.3
60 years and over	15,170	±451	20.6%	±0.6	17,873	±453	23.7%	±0.6
62 years and over	13,377	±433	18.1%	±0.6	15,796	±444	21.0%	±0.6
65 years and over	10,627	±117	14.4%	±0.2	12,889	±69	17.1%	±0.1
75 years and over	3,834	±119	5.2%	±0.2	5,174	±40	6.9%	±0.1
SUMMARY INDICATORS								
Median age (years)	39.1	±0.5	(X)	(X)	41.0	±0.4	(X)	(X)
Sex ratio (males per 100 females)	(X)	(X)	(X)	(X)	(X)	(X)	(X)	(X)
Age dependency ratio	(X)	(X)	(X)	(X)	(X)	(X)	(X)	(X)
Old-age dependency ratio	(X)	(X)	(X)	(X)	(X)	(X)	(X)	(X)
Child dependency ratio	(X)	(X)	(X)	(X)	(X)	(X)	(X)	(X)
PERCENT ALLOCATED								
Sex	(X)	(X)	(X)	(X)	(X)	(X)	(X)	(X)
Age	(X)	(X)	(X)	(X)	(X)	(X)	(X)	(X)

Attachment 3N-3
TennCare Enrollment Report

TennCare Enrollment Report for January 2024

MCO	Region	Total
BLUECARE	East Tennessee	237,320
BLUECARE	Middle Tennessee	195,236
BLUECARE	West Tennessee	166,869
UNITEDHEALTHCARE COMMUNITY PLAN	East Tennessee	157,304
UNITEDHEALTHCARE COMMUNITY PLAN	Middle Tennessee	192,099
UNITEDHEALTHCARE COMMUNITY PLAN	West Tennessee	132,517
TENNCARE SELECT LOW	All	17,782
TENNCARE SELECT HIGH	All	28,191
PACE		277
KBB under DIDD Program		2,985
WELLPOINT	East Tennessee	157,578
WELLPOINT	Middle Tennessee	190,710
WELLPOINT	West Tennessee	132,812
Grand Total		1,611,680

County	Female					Male					Grand Total
	0 - 18	19 - 20	21 - 64	65 - ->	Total	0 - 18	19 - 20	21 - 64	65 - ->	Total	
ANDERSON	4,723	391	4,709	642	10,465	5,044	313	2,130	339	7,826	18,291
BEDFORD	4,216	310	3,301	321	8,148	4,263	246	1,256	166	5,931	14,079
BENTON	1,132	86	1,297	179	2,694	1,209	82	574	99	1,964	4,658
BLEDSON	864	58	889	129	1,940	920	70	474	95	1,559	3,499
BLOUNT	6,426	511	6,298	706	13,941	6,676	444	2,594	394	10,108	24,049
BRADLEY	6,957	500	6,778	758	14,993	7,337	461	2,728	416	10,942	25,935
CAMPBELL	2,910	243	3,546	644	7,343	3,163	242	1,801	409	5,615	12,958
CANNON	869	52	909	136	1,966	907	62	413	64	1,446	3,412
CARROLL	1,853	143	2,138	327	4,461	1,998	124	1,043	172	3,337	7,798
CARTER	3,177	256	3,706	618	7,757	3,359	237	1,946	317	5,859	13,616
CHEATHAM	2,045	158	1,896	202	4,301	2,030	142	768	114	3,054	7,355
CHESTER	1,035	88	1,080	140	2,343	1,130	66	444	77	1,717	4,060
CLAIBORNE	2,186	209	2,592	539	5,526	2,315	153	1,412	346	4,226	9,752
CLAY	522	44	539	123	1,228	539	41	297	59	936	2,164
COCKE	2,931	221	3,446	532	7,130	3,066	209	1,697	321	5,293	12,423
COFFEE	4,045	303	4,278	449	9,075	4,270	284	1,692	271	6,517	15,592
CROCKETT	1,023	81	1,005	183	2,292	1,078	61	444	86	1,669	3,961
CUMBERLAND	3,569	256	3,609	526	7,960	3,824	237	1,768	311	6,140	14,100
DAVIDSON	43,225	2,740	34,442	3,894	84,301	44,529	2,485	13,984	2,585	63,583	147,884
DECATUR	749	61	849	169	1,828	837	50	421	76	1,384	3,212
DEKALB	1,498	120	1,527	206	3,351	1,560	113	713	121	2,507	5,858
DICKSON	3,271	248	3,328	367	7,214	3,444	239	1,345	240	5,268	12,482
DYER	2,899	226	3,209	424	6,758	3,118	179	1,284	210	4,791	11,549
FAYETTE	1,914	142	1,978	296	4,330	2,032	138	766	180	3,116	7,446

County	Female					Male					Grand Total
	0 - 18	19 - 20	21 - 64	65 - ->	Total	0 - 18	19 - 20	21 - 64	65 - ->	Total	
FENTRESS	1,524	128	1,633	319	3,604	1,535	83	962	221	2,801	6,405
FRANKLIN	2,236	195	2,380	310	5,121	2,343	154	1,056	149	3,702	8,823
GIBSON	3,524	333	3,836	538	8,231	3,681	229	1,562	292	5,764	13,995
GILES	1,829	131	1,912	232	4,104	1,857	103	833	156	2,949	7,053
GRAINGER	1,567	123	1,699	283	3,672	1,637	115	901	159	2,812	6,484
GREENE	4,251	363	4,851	675	10,140	4,549	304	2,333	405	7,591	17,731
GRUNDY	1,024	89	1,304	239	2,656	1,165	80	658	142	2,045	4,701
HAMBLEN	5,350	372	4,424	516	10,662	5,410	313	1,827	283	7,833	18,495
HAMILTON	20,297	1,398	18,634	2,670	42,999	21,142	1,197	7,397	1,545	31,281	74,280
HANCOCK	563	24	631	143	1,361	590	51	325	87	1,053	2,414
HARDEMAN	1,850	140	2,088	357	4,435	1,829	120	984	181	3,114	7,549
HARDIN	1,799	142	2,088	377	4,406	1,872	127	1,038	202	3,239	7,645
HAWKINS	3,645	320	4,091	525	8,581	3,905	269	1,963	331	6,468	15,049
HAYWOOD	1,384	111	1,550	279	3,324	1,469	102	559	154	2,284	5,608
HENDERSON	2,005	147	2,141	276	4,569	2,118	145	947	129	3,339	7,908
HENRY	2,126	146	2,348	280	4,900	2,227	135	1,080	175	3,617	8,517
HICKMAN	1,554	110	1,595	182	3,441	1,633	117	770	130	2,650	6,091
HOUSTON	543	42	636	99	1,320	597	47	297	52	993	2,313
HUMPHREYS	1,231	96	1,308	156	2,791	1,309	83	545	107	2,044	4,835
JACKSON	773	64	867	138	1,842	759	56	408	97	1,320	3,162
JEFFERSON	3,803	271	3,716	517	8,307	3,996	241	1,622	257	6,116	14,423
JOHNSON	1,098	84	1,198	250	2,630	1,137	72	679	158	2,046	4,676
KNOX	23,523	1,762	22,668	2,818	50,771	24,310	1,547	9,394	1,632	36,883	87,654
LAKE	484	36	581	132	1,233	509	44	290	69	912	2,145
LAUDERDALE	2,032	162	2,275	293	4,762	2,055	147	956	151	3,309	8,071
LAWRENCE	3,064	239	3,135	420	6,858	3,244	186	1,393	216	5,039	11,897
LEWIS	869	77	907	121	1,974	890	79	395	71	1,435	3,409
LINCOLN	2,246	198	2,213	273	4,930	2,308	157	948	164	3,577	8,507
LOUDON	2,953	226	2,581	308	6,068	3,104	168	1,105	189	4,566	10,634
MACON	2,087	158	1,870	209	4,324	2,218	127	824	121	3,290	7,614
MADISON	7,197	560	7,333	908	15,998	7,576	470	2,868	536	11,450	27,448
MARION	1,835	160	2,062	304	4,361	1,911	119	886	170	3,086	7,447
MARSHALL	2,162	152	2,067	217	4,598	2,221	132	824	106	3,283	7,881
MAURY	6,254	430	5,245	578	12,507	6,595	365	2,077	287	9,324	21,831
MCMINN	3,738	299	3,956	520	8,513	3,988	249	1,691	274	6,202	14,715
MCAIRY	1,787	155	2,047	350	4,339	1,864	127	980	182	3,153	7,492
MEIGS	931	82	1,027	101	2,141	949	59	511	76	1,595	3,736
MONROE	3,154	267	3,413	482	7,316	3,322	242	1,581	290	5,435	12,751
MONTGOMERY	14,269	982	13,528	961	29,740	14,865	837	4,353	433	20,488	50,228
MOORE	282	23	269	39	613	298	9	98	23	428	1,041
MORGAN	1,232	108	1,336	213	2,889	1,292	87	625	112	2,116	5,005

County	Female					Male					Grand Total
	0 - 18	19 - 20	21 - 64	65 - ->	Total	0 - 18	19 - 20	21 - 64	65 - ->	Total	
OBION	2,148	167	2,329	317	4,961	2,185	114	1,041	188	3,528	8,489
OVERTON	1,365	93	1,399	221	3,078	1,506	106	725	134	2,471	5,549
PERRY	528	46	576	88	1,238	604	39	281	57	981	2,219
PICKETT	291	24	318	62	695	283	21	189	48	541	1,236
POLK	1,038	95	1,158	160	2,451	1,052	71	589	106	1,818	4,269
PUTNAM	5,646	410	4,989	712	11,757	5,896	348	2,459	364	9,067	20,824
RHEA	2,437	192	2,554	373	5,556	2,599	162	1,127	212	4,100	9,656
ROANE	3,044	232	3,483	496	7,255	3,327	222	1,671	304	5,524	12,779
ROBERTSON	4,400	288	3,566	387	8,641	4,572	259	1,295	196	6,322	14,963
RUTHERFORD	21,006	1,377	16,737	1,342	40,462	21,801	1,165	5,883	682	29,531	69,993
SCOTT	1,960	183	2,138	317	4,598	1,995	127	1,059	200	3,381	7,979
SEQUATCHIE	1,050	90	1,156	180	2,476	1,117	74	526	86	1,803	4,279
SEVIER	6,296	447	5,538	531	12,812	6,763	403	2,350	267	9,783	22,595
SHELBY	76,723	5,362	70,420	7,849	160,354	79,448	4,694	24,292	5,150	113,584	273,938
SMITH	1,233	75	1,304	173	2,785	1,309	86	509	104	2,008	4,793
STEWART	902	61	857	120	1,940	889	62	422	54	1,427	3,367
SULLIVAN	8,838	707	9,939	1,363	20,847	9,268	616	4,662	742	15,288	36,135
SUMNER	9,651	641	8,844	898	20,034	10,137	567	3,202	475	14,381	34,415
TIPTON	3,709	290	3,818	420	8,237	3,692	244	1,428	223	5,587	13,824
TROUSDALE	614	36	578	83	1,311	609	31	238	50	928	2,239
UNICOI	931	89	1,135	236	2,391	1,027	87	536	139	1,789	4,180
UNION	1,442	116	1,529	212	3,299	1,515	112	728	134	2,489	5,788
VAN BUREN	382	27	383	84	876	391	28	202	49	670	1,546
WARREN	3,236	238	3,341	480	7,295	3,329	213	1,574	254	5,370	12,665
WASHINGTON	6,893	520	7,246	1,052	15,711	7,194	444	3,345	595	11,578	27,289
WAYNE	810	74	962	139	1,985	955	81	441	97	1,574	3,559
WEAKLEY	2,040	161	2,043	307	4,551	2,130	128	941	186	3,385	7,936
WHITE	1,878	167	2,078	309	4,432	2,182	149	1,046	193	3,570	8,002
WILLIAMSON	4,444	327	3,631	430	8,832	4,844	318	1,644	211	7,017	15,849
WILSON	6,871	497	6,048	528	13,944	7,119	404	2,414	314	10,251	24,195
Other	3,639	261	3,723	184	7,807	3,639	297	1,475	116	5,527	13,334
GRAND TOTAL	433,559	31,645	414,612	51,171	930,987	452,304	27,644	170,833	29,912	680,693	1,611,680

Reports include some membership additions that are the result of retroactivity, however, additional retroactivity may still occur. The Other county category reflects recipients who are Tennessee residents for which their domicile is temporarily located outside of the state.

Notes: Cost amounts for Dental, Pharmacy, and TennCare Select are based on claims from our invoice tables with paid date in January 2024. These claims may have been incurred at any time in or before January 2024. The county information is based on the most recent county information for the recipient associated with each claim or capitation payment.

County	Capitation	Dental	Pharmacy	TennCare Select	Grand Total
ANDERSON	\$6,995,736.06	\$74,697.20	\$1,910,498.29	\$367,073.19	\$9,348,004.74
BEDFORD	\$4,888,337.47	\$78,108.82	\$1,134,472.43	\$41,912.05	\$6,142,830.77
BENTON	\$1,567,489.93	\$20,725.51	\$519,566.29	\$17,252.73	\$2,125,034.46
BLEDSON	\$1,250,335.06	\$10,579.96	\$331,243.49	\$32,038.84	\$1,624,197.35
BLOUNT	\$8,686,985.19	\$74,406.87	\$2,779,022.58	\$241,705.50	\$11,782,120.14
BRADLEY	\$9,207,335.82	\$182,202.70	\$2,934,786.98	\$282,755.54	\$12,607,081.04
CAMPBELL	\$5,592,301.94	\$29,665.53	\$1,467,106.80	\$78,608.01	\$7,167,682.28
CANNON	\$1,394,012.32	\$11,264.38	\$442,538.93	\$19,491.03	\$1,867,306.66
CARROLL	\$3,414,308.67	\$21,284.04	\$810,181.02	\$52,916.81	\$4,298,690.54
CARTER	\$5,933,374.22	\$52,308.22	\$1,477,027.21	\$102,029.70	\$7,564,739.35
CHEATHAM	\$2,818,022.04	\$49,452.58	\$844,830.06	\$136,289.08	\$3,848,593.76
CHESTER	\$1,449,723.91	\$15,518.26	\$465,560.57	\$2,707.23	\$1,933,509.97
CLAIBORNE	\$4,288,626.36	\$24,067.27	\$1,157,697.82	\$81,709.75	\$5,552,101.20
CLAY	\$1,042,955.74	\$15,062.74	\$163,432.92	\$2,568.41	\$1,224,019.81
COCKE	\$4,553,414.38	\$40,429.56	\$1,396,563.24	\$189,029.26	\$6,179,436.44
COFFEE	\$5,904,394.23	\$83,639.92	\$1,427,903.16	\$137,281.30	\$7,553,218.61
CROCKETT	\$1,741,126.77	\$11,455.22	\$404,722.87	\$68,314.71	\$2,225,619.57
CUMBERLAND	\$5,647,431.72	\$84,436.63	\$1,332,115.58	\$125,409.01	\$7,189,392.94
DAVIDSON	\$55,344,539.22	\$870,713.78	\$9,380,224.20	\$1,715,843.75	\$67,311,320.95
DECATUR	\$1,441,311.34	\$16,371.02	\$380,437.11	\$11,250.66	\$1,849,370.13
DEKALB	\$2,280,173.29	\$30,857.03	\$792,859.30	\$48,580.12	\$3,152,469.74
DICKSON	\$4,946,870.28	\$49,250.91	\$1,333,702.35	\$160,981.14	\$6,490,804.68
DYER	\$4,299,996.65	\$44,639.15	\$1,110,810.86	\$142,586.43	\$5,598,033.09
FAYETTE	\$2,894,538.15	\$35,557.84	\$459,268.24	\$93,833.81	\$3,483,198.04
FENTRESS	\$2,545,067.36	\$35,987.18	\$702,541.20	\$63,346.95	\$3,346,942.69
FRANKLIN	\$3,376,158.61	\$47,532.52	\$894,784.54	\$25,430.15	\$4,343,905.82
GIBSON	\$5,719,503.77	\$43,808.02	\$1,536,010.03	\$202,796.03	\$7,502,117.85
GILES	\$3,149,504.36	\$28,588.32	\$592,525.91	\$35,521.21	\$3,806,139.80
GRAINGER	\$2,479,281.47	\$21,859.60	\$710,039.06	\$78,846.79	\$3,290,026.92
GREENE	\$7,054,689.67	\$52,065.95	\$2,254,157.94	\$245,810.14	\$9,606,723.70
GRUNDY	\$1,938,500.45	\$26,685.20	\$427,213.87	\$22,287.56	\$2,414,687.08
HAMBLEN	\$6,588,124.67	\$84,299.59	\$1,945,163.94	\$208,752.73	\$8,826,340.93
HAMILTON	\$31,139,541.90	\$406,697.07	\$7,745,097.02	\$1,150,367.20	\$40,441,703.19
HANCOCK	\$985,026.54	\$9,299.98	\$328,807.19	\$49,359.38	\$1,372,493.09
HARDEMAN	\$2,985,435.38	\$22,316.85	\$996,992.37	\$65,125.67	\$4,069,870.27
HARDIN	\$3,255,323.40	\$26,756.49	\$856,344.13	\$37,857.71	\$4,176,281.73
HAWKINS	\$5,739,702.38	\$52,648.09	\$1,816,449.21	\$99,330.45	\$7,708,130.13
HAYWOOD	\$2,263,257.08	\$26,489.19	\$421,909.91	\$74,071.13	\$2,785,727.31
HENDERSON	\$2,901,908.73	\$40,074.83	\$973,490.07	\$104,529.65	\$4,020,003.28
HENRY	\$3,224,821.80	\$41,881.99	\$916,776.91	\$79,213.86	\$4,262,694.56
HICKMAN	\$2,315,964.58	\$20,525.87	\$581,257.66	\$37,371.72	\$2,955,119.83
HOUSTON	\$1,120,863.27	\$9,401.46	\$159,063.20	\$19,655.86	\$1,308,983.79
HUMPHREYS	\$1,856,480.80	\$25,368.43	\$387,827.98	\$134,102.66	\$2,403,779.87
JACKSON	\$1,369,447.25	\$18,589.73	\$391,844.75	\$38,032.91	\$1,817,914.64
JEFFERSON	\$5,883,213.37	\$53,583.26	\$1,582,372.67	\$114,413.30	\$7,633,582.60
JOHNSON	\$2,068,593.30	\$10,399.34	\$396,077.67	\$69,068.28	\$2,544,138.59
KNOX	\$32,804,460.06	\$300,277.87	\$8,908,943.14	\$952,965.06	\$42,966,646.13
LAKE	\$1,237,431.98	\$7,267.17	\$258,874.32	\$10,027.59	\$1,513,601.06
LAUDERDALE	\$2,839,841.05	\$31,420.76	\$672,529.78	\$45,902.94	\$3,589,694.53
LAWRENCE	\$4,894,328.00	\$68,526.95	\$1,102,811.14	\$62,381.49	\$6,128,047.58
LEWIS	\$1,455,681.99	\$13,988.93	\$270,361.20	\$16,055.09	\$1,756,087.21
LINCOLN	\$3,176,897.31	\$42,410.58	\$920,771.90	\$17,085.42	\$4,157,165.21
LOUDON	\$3,884,300.29	\$45,118.67	\$955,472.02	\$103,008.48	\$4,987,899.46

County	Capitation	Dental	Pharmacy	TennCare Select	Grand Total
MACON	\$2,915,196.85	\$56,449.34	\$596,824.44	\$20,317.18	\$3,588,787.81
MADISON	\$10,422,090.58	\$98,462.96	\$2,222,054.10	\$622,138.12	\$13,364,745.76
MARION	\$2,893,634.42	\$22,875.31	\$857,799.84	\$97,779.19	\$3,872,088.76
MARSHALL	\$2,961,507.23	\$44,993.56	\$695,820.97	\$103,468.38	\$3,805,790.14
MAURY	\$8,052,868.80	\$138,122.88	\$1,906,237.18	\$313,462.01	\$10,410,690.87
MEIGS	\$1,478,813.71	\$19,586.63	\$452,212.96	\$10,547.23	\$1,961,160.53
MONROE	\$4,877,471.60	\$56,417.73	\$1,401,791.44	\$117,489.42	\$6,453,170.19
MONTGOMERY	\$18,018,283.45	\$255,195.65	\$3,502,892.14	\$339,727.91	\$22,116,099.15
MOORE	\$503,919.94	\$7,052.91	\$93,643.86	\$861.11	\$605,477.82
MORGAN	\$1,877,778.98	\$18,360.90	\$564,739.98	\$71,642.95	\$2,532,522.81
MCMINN	\$5,624,735.75	\$90,312.94	\$1,699,513.77	\$84,337.21	\$7,498,899.67
MCNAIRY	\$2,991,435.93	\$32,292.13	\$813,655.35	\$78,907.55	\$3,916,290.96
OBION	\$3,215,337.03	\$42,019.65	\$772,751.93	\$72,174.51	\$4,102,283.12
OVERTON	\$2,115,907.57	\$38,522.93	\$392,524.09	\$75,049.24	\$2,622,003.83
PERRY	\$1,186,703.58	\$10,395.83	\$170,542.28	\$7,169.56	\$1,374,811.25
PICKETT	\$748,737.93	\$4,277.64	\$74,897.46	\$9,016.36	\$836,929.39
POLK	\$1,587,380.96	\$30,390.39	\$466,215.18	\$24,415.59	\$2,108,402.12
PUTNAM	\$8,706,666.35	\$138,397.34	\$1,797,261.86	\$387,511.35	\$11,029,836.90
RHEA	\$3,776,566.90	\$45,450.21	\$1,058,861.78	\$84,708.61	\$4,965,587.50
ROANE	\$5,048,401.54	\$39,563.00	\$1,438,116.12	\$167,261.35	\$6,693,342.01
ROBERTSON	\$5,353,192.71	\$111,747.66	\$1,305,968.35	\$140,870.09	\$6,911,778.81
RUTHERFORD	\$23,537,578.48	\$476,180.10	\$4,414,286.17	\$655,110.52	\$29,083,155.27
SCOTT	\$3,069,417.30	\$43,854.55	\$1,021,512.39	\$119,047.49	\$4,253,831.73
SEQUATCHIE	\$1,657,129.47	\$18,495.68	\$378,136.68	\$25,321.94	\$2,079,083.77
SEVIER	\$7,596,012.09	\$93,291.40	\$2,179,492.67	\$94,095.08	\$9,962,891.24
SHELBY	\$93,083,410.78	\$1,185,123.58	\$16,156,223.79	\$2,354,124.45	\$112,778,882.60
SMITH	\$1,888,075.67	\$31,267.44	\$374,196.99	\$77,809.63	\$2,371,349.73
STEWART	\$1,259,708.33	\$19,350.10	\$394,411.39	\$16,604.14	\$1,690,073.96
SULLIVAN	\$14,233,193.79	\$150,790.05	\$4,194,494.05	\$287,842.31	\$18,866,320.20
SUMNER	\$13,176,076.94	\$197,253.69	\$2,883,740.02	\$200,673.71	\$16,457,744.36
TIPTON	\$4,767,712.29	\$63,471.74	\$1,338,017.42	\$46,602.83	\$6,215,804.28
TROUSDALE	\$879,994.38	\$15,956.36	\$191,548.32	\$3,403.20	\$1,090,902.26
UNICOI	\$2,222,366.16	\$11,739.46	\$515,298.66	\$27,896.80	\$2,777,301.08
UNION	\$2,117,420.81	\$22,950.73	\$833,624.26	\$12,256.26	\$2,986,252.06
VAN BUREN	\$910,100.03	\$12,555.68	\$110,148.72	\$51,580.45	\$1,084,384.88
WARREN	\$4,830,129.54	\$59,998.78	\$1,455,442.63	\$93,746.93	\$6,439,317.88
WASHINGTON	\$11,200,934.06	\$89,848.64	\$3,201,009.17	\$565,542.20	\$15,057,334.07
WAYNE	\$1,473,993.26	\$19,746.29	\$274,431.42	\$7,320.20	\$1,775,491.17
WEAKLEY	\$3,351,517.05	\$41,325.54	\$913,249.41	\$178,244.51	\$4,484,336.51
WHITE	\$3,297,901.47	\$50,113.68	\$698,091.03	\$83,528.59	\$4,129,634.77
WILLIAMSON	\$5,928,231.87	\$102,230.16	\$1,182,863.13	\$189,421.61	\$7,402,746.77
WILSON	\$9,092,836.26	\$165,910.70	\$2,373,317.21	\$183,149.84	\$11,815,214.01
OUT-OF-ST CO	\$854,168.40	\$9,783.18	\$91,818.32	\$132,536.13	\$1,088,306.03
UNKNOWN	.	\$17,060.22	\$73,732.77	\$1,235.57	\$92,028.56
Grand Total	\$602,621,231.82	\$7,739,750.37	\$141,696,494.73	\$16,550,834.78	\$768,608,311.70

Attachment 4N
Veterans Population in Service Area

County	Population (2023)*	Total Veterans**
Cheatham	41,692	2,686
Clay	7,655	535
Cumberland	63,803	6,396
Davidson	722,445	33,670
DeKalb	21,305	1,129
Fentress	18,962	1,273
Jackson	12,013	797
Macon	25,655	1,249
Maury	104,474	5,927
Montgomery	227,061	30,727
Overton	22,968	1,210
Pickett	5,005	435
Putnam	83,834	4,930
Robertson	74,699	4,159
Rutherford	363,690	19,364
Smith	20,651	1,214
Sumner	205,092	12,998
Trousdale	11,742	528
White	28,385	1,958
Williamson	264,071	11,116
Wilson	157,668	9,232
Service Area Total	2,482,870	151,533
State of TN Total	7,071,060	449,263

* Accessed via the Tennessee Department of Health, "Population Projections 2023-2025," at <https://www.tn.gov/content/dam/tn/health/documents/population/CON-Population-Estimates-4-reports-2023-2025.pdf>.

** Accessed via the Tennessee Department of Veterans Services, "TN Veteran Population," at <https://www.tn.gov/veteran/tnvetmap.html>.

Attachment 6N-2
Population Data for Utilization Projections

Tennessee Population Estimates 2022 and 2024 *

	Population Estimate 2022			Population Estimate 2024			% Increase	
	Total	0-17	% 0-17	Total	0-17	% 0-17	0-17	Total
Tennessee	6,997,493	1,541,977	22.0%	7,102,950	1,558,170	21.9%	1.1%	1.5%
Anderson	77,746	15,823	20.4%	78,266	15,814	20.2%	-0.1%	0.7%
Bedford	51,436	12,741	24.8%	52,579	12,970	24.7%	1.8%	2.2%
Benton	16,259	3,120	19.2%	16,273	3,071	18.9%	-1.6%	0.1%
Bledsoe	15,265	2,250	14.7%	15,490	2,252	14.5%	0.1%	1.5%
Blount	136,116	26,692	19.6%	138,267	26,906	19.5%	0.8%	1.6%
Bradley	110,318	23,808	21.6%	112,020	23,985	21.4%	0.7%	1.5%
Campbell	39,348	7,800	19.8%	39,163	7,694	19.6%	-1.4%	-0.5%
Cannon	14,791	3,018	20.4%	14,925	2,995	20.1%	-0.8%	0.9%
Carroll	27,767	6,030	21.7%	27,602	5,953	21.6%	-1.3%	-0.6%
Carter	55,761	9,725	17.4%	55,364	9,473	17.1%	-2.6%	-0.7%
Cheatham	41,212	8,635	21.0%	41,527	8,552	20.6%	-1.0%	0.8%
Chester	17,394	3,925	22.6%	17,462	3,871	22.2%	-1.4%	0.4%
Claiborne	32,217	5,829	18.1%	32,392	5,692	17.6%	-2.3%	0.5%
Clay	7,768	1,510	19.4%	7,774	1,493	19.2%	-1.1%	0.1%
Cocke	36,221	6,924	19.1%	36,363	6,812	18.7%	-1.6%	0.4%
Coffee	57,147	13,306	23.3%	57,822	13,356	23.1%	0.4%	1.2%
Crockett	14,300	3,259	22.8%	14,269	3,236	22.7%	-0.7%	-0.2%
Cumberland	62,326	10,442	16.8%	63,470	10,470	16.5%	0.3%	1.8%
Davidson	717,032	156,667	21.8%	727,642	160,372	22.0%	2.4%	1.5%
Decatur	11,711	2,326	19.9%	11,695	2,296	19.6%	-1.3%	-0.1%
DeKalb	20,730	4,275	20.6%	20,988	4,274	20.4%	0.0%	1.2%
Dickson	55,704	12,352	22.2%	56,741	12,455	21.9%	0.8%	1.9%
Dyer	37,465	8,773	23.4%	37,505	8,761	23.4%	-0.1%	0.1%
Fayette	42,567	7,834	18.4%	43,500	7,989	18.4%	2.0%	2.2%
Fentress	18,451	3,689	20.0%	18,524	3,657	19.7%	-0.9%	0.4%
Franklin	42,297	8,517	20.1%	42,466	8,466	19.9%	-0.6%	0.4%
Gibson	49,445	11,716	23.7%	49,606	11,701	23.6%	-0.1%	0.3%
Giles	29,403	6,079	20.7%	29,314	6,001	20.5%	-1.3%	-0.3%
Grainger	23,595	4,513	19.1%	23,762	4,469	18.8%	-1.0%	0.7%
Greene	69,852	13,117	18.8%	70,107	13,018	18.6%	-0.8%	0.4%
Grundy	13,072	2,636	20.2%	12,920	2,551	19.7%	-3.2%	-1.2%
Hamblen	65,862	14,827	22.5%	66,458	14,935	22.5%	0.7%	0.9%
Hamilton	375,027	78,747	21.0%	379,958	79,675	21.0%	1.2%	1.3%
Hancock	6,431	1,254	19.5%	6,364	1,214	19.1%	-3.2%	-1.0%
Hardeman	24,981	4,666	18.7%	24,837	4,560	18.4%	-2.3%	-0.6%
Hardin	25,795	5,013	19.4%	25,758	4,910	19.1%	-2.0%	-0.1%
Hawkins	56,619	10,562	18.7%	56,546	10,348	18.3%	-2.0%	-0.1%
Haywood	16,899	3,606	21.3%	16,681	3,518	21.1%	-2.4%	-1.3%
Henderson	28,158	6,165	21.9%	28,286	6,128	21.7%	-0.6%	0.5%
Henry	32,644	6,363	19.5%	32,734	6,288	19.2%	-1.2%	0.3%
Hickman	25,613	5,043	19.7%	25,845	4,992	19.3%	-1.0%	0.9%
Houston	8,384	1,747	20.8%	8,436	1,741	20.6%	-0.4%	0.6%
Humphreys	18,618	3,851	20.7%	18,661	3,817	20.5%	-0.9%	0.2%
Jackson	11,976	2,129	17.8%	12,054	2,132	17.7%	0.2%	0.6%
Jefferson	55,709	10,753	19.3%	56,445	10,754	19.1%	0.0%	1.3%
Johnson	17,711	2,832	16.0%	17,657	2,768	15.7%	-2.3%	-0.3%
Knox	482,417	103,410	21.4%	490,549	105,106	21.4%	1.6%	1.7%
Lake	7,321	979	13.4%	7,280	944	13.0%	-3.5%	-0.6%
Lauderdale	25,815	5,577	21.6%	25,783	5,510	21.4%	-1.2%	-0.1%
Lawrence	44,324	10,292	23.2%	44,543	10,096	22.7%	-1.9%	0.5%

Tennessee Population Estimates 2022 and 2024 *

	Population Estimate 2022			Population Estimate 2024			% Increase	
	Total	0-17	% 0-17	Total	0-17	% 0-17	0-17	Total
Lewis	12,134	2,475	20.4%	12,138	2,433	20.0%	-1.7%	0.0%
Lincoln	34,677	7,212	20.8%	34,919	7,112	20.4%	-1.4%	0.7%
Loudon	55,779	10,372	18.6%	57,017	10,468	18.4%	0.9%	2.2%
McMinn	54,221	11,188	20.6%	54,607	11,170	20.5%	-0.2%	0.7%
McNairy	26,143	5,399	20.6%	26,253	5,346	20.4%	-1.0%	0.4%
Macon	25,375	6,194	24.4%	25,900	6,302	24.3%	1.7%	2.1%
Madison	97,958	22,207	22.7%	98,091	22,047	22.5%	-0.7%	0.1%
Marion	28,530	5,738	20.1%	28,466	5,651	19.9%	-1.5%	-0.2%
Marshall	35,034	7,946	22.7%	35,663	8,036	22.5%	1.1%	1.8%
Maury	100,386	23,012	22.9%	103,252	23,593	22.9%	2.5%	2.9%
Meigs	12,616	2,478	19.6%	12,753	2,473	19.4%	-0.2%	1.1%
Monroe	47,548	9,396	19.8%	48,029	9,289	19.3%	-1.1%	1.0%
Montgomery	223,240	60,476	27.1%	231,789	63,022	27.2%	4.2%	3.8%
Moore	6,495	1,188	18.3%	6,530	1,184	18.1%	-0.3%	0.5%
Morgan	21,911	4,013	18.3%	22,043	3,981	18.1%	-0.8%	0.6%
Obion	29,967	6,378	21.3%	29,782	6,332	21.3%	-0.7%	-0.6%
Overton	22,614	4,612	20.4%	22,851	4,631	20.3%	0.4%	1.0%
Perry	8,191	1,763	21.5%	8,251	1,759	21.3%	-0.3%	0.7%
Pickett	5,022	838	16.7%	4,987	815	16.3%	-2.8%	-0.7%
Polk	17,226	3,216	18.7%	17,362	3,200	18.4%	-0.5%	0.8%
Putnam	82,286	17,980	21.9%	83,919	18,282	21.8%	1.7%	2.0%
Rhea	33,892	7,331	21.6%	34,277	7,261	21.2%	-1.0%	1.1%
Roane	53,377	9,591	18.0%	53,400	9,496	17.8%	-1.0%	0.0%
Robertson	74,294	17,124	23.0%	75,837	17,365	22.9%	1.4%	2.1%
Rutherford	357,199	87,612	24.5%	373,482	91,220	24.4%	4.1%	4.6%
Scott	22,172	5,112	23.1%	22,204	5,057	22.8%	-1.1%	0.1%
Sequatchie	15,518	3,074	19.8%	15,812	3,101	19.6%	0.9%	1.9%
Sevier	103,319	20,604	19.9%	105,864	20,950	19.8%	1.7%	2.5%
Shelby	944,036	232,951	24.7%	947,551	233,093	24.6%	0.1%	0.4%
Smith	20,435	4,465	21.8%	20,649	4,471	21.7%	0.1%	1.0%
Stewart	13,765	2,734	19.9%	13,844	2,707	19.6%	-1.0%	0.6%
Sullivan	158,570	29,914	18.9%	158,776	29,804	18.8%	-0.4%	0.1%
Sumner	199,672	45,566	22.8%	205,755	46,662	22.7%	2.4%	3.0%
Tipton	62,919	14,823	23.6%	63,496	14,788	23.3%	-0.2%	0.9%
Trousdale	11,388	2,073	18.2%	11,547	2,070	17.9%	-0.2%	1.4%
Unicoi	17,916	3,240	18.1%	17,965	3,238	18.0%	-0.1%	0.3%
Union	19,900	4,071	20.5%	19,963	4,003	20.1%	-1.7%	0.3%
VanBuren	5,748	1,059	18.4%	5,730	1,043	18.2%	-1.5%	-0.3%
Warren	41,170	9,172	22.3%	41,277	9,083	22.0%	-1.0%	0.3%
Washington	132,735	25,813	19.4%	134,593	26,084	19.4%	1.0%	1.4%
Wayne	16,388	2,642	16.1%	16,288	2,563	15.7%	-3.0%	-0.6%
Weakley	33,169	6,830	20.6%	33,087	6,775	20.5%	-0.8%	-0.2%
White	27,939	5,818	20.8%	28,314	5,798	20.5%	-0.3%	1.3%
Williamson	256,315	66,049	25.8%	268,520	68,203	25.4%	3.3%	4.8%
Wilson	153,287	35,076	22.9%	159,452	36,168	22.7%	3.1%	4.0%

* TN_CoPopProj_2019 UTCBER Population Projection Series.

Source: Boyd Center for Business and Economic Research, University of Tennessee, Knoxville
 Reassembled by the Tennessee Department of Health, Division of Policy, Planning and Assessment
 Note: These projections may not match Boyd Center projections precisely due to rounding.

Tennessee Population Estimates 2022 and 2024*

	Population Estimate 2022			Population Estimate 2024			% Increase	
	Total	18+	%18+	Total	18+	%18+	18+	Total
Tennessee	6,997,493	5,455,516	78.0%	7,102,950	5,544,780	78.1%	1.6%	1.5%
Anderson	77,746	61,923	79.6%	78,266	62,452	79.8%	0.9%	0.7%
Bedford	51,436	38,694	75.2%	52,579	39,609	75.3%	2.4%	2.2%
Benton	16,259	13,138	80.8%	16,273	13,201	81.1%	0.5%	0.1%
Bledsoe	15,265	13,015	85.3%	15,490	13,237	85.5%	1.7%	1.5%
Blount	136,116	109,424	80.4%	138,267	111,361	80.5%	1.8%	1.6%
Bradley	110,318	86,510	78.4%	112,020	88,035	78.6%	1.8%	1.5%
Campbell	39,348	31,548	80.2%	39,163	31,469	80.4%	-0.3%	-0.5%
Cannon	14,791	11,773	79.6%	14,925	11,930	79.9%	1.3%	0.9%
Carroll	27,767	21,737	78.3%	27,602	21,649	78.4%	-0.4%	-0.6%
Carter	55,761	46,036	82.6%	55,364	45,892	82.9%	-0.3%	-0.7%
Ceatham	41,212	32,577	79.0%	41,527	32,975	79.4%	1.2%	0.8%
Chester	17,394	13,469	77.4%	17,462	13,591	77.8%	0.9%	0.4%
Claiborne	32,217	26,388	81.9%	32,392	26,699	82.4%	1.2%	0.5%
Clay	7,768	6,258	80.6%	7,774	6,281	80.8%	0.4%	0.1%
Cocke	36,221	29,297	80.9%	36,363	29,551	81.3%	0.9%	0.4%
Coffee	57,147	43,841	76.7%	57,822	44,465	76.9%	1.4%	1.2%
Crockett	14,300	11,041	77.2%	14,269	11,033	77.3%	-0.1%	-0.2%
Cumberland	62,326	51,884	83.2%	63,470	53,000	83.5%	2.2%	1.8%
Davidson	717,032	560,365	78.2%	727,642	567,269	78.0%	1.2%	1.5%
Decatur	11,711	9,385	80.1%	11,695	9,399	80.4%	0.2%	-0.1%
DeKalb	20,730	16,455	79.4%	20,988	16,714	79.6%	1.6%	1.2%
Dickson	55,704	43,352	77.8%	56,741	44,287	78.1%	2.2%	1.9%
Dyer	37,465	28,692	76.6%	37,505	28,744	76.6%	0.2%	0.1%
Fayette	42,567	34,733	81.6%	43,500	35,511	81.6%	2.2%	2.2%
Fentress	18,451	14,761	80.0%	18,524	14,867	80.3%	0.7%	0.4%
Franklin	42,297	33,781	79.9%	42,466	34,000	80.1%	0.7%	0.4%
Gibson	49,445	37,729	76.3%	49,606	37,905	76.4%	0.5%	0.3%
Giles	29,403	23,324	79.3%	29,314	23,313	79.5%	0.0%	-0.3%
Grainger	23,595	19,082	80.9%	23,762	19,293	81.2%	1.1%	0.7%
Greene	69,852	56,734	81.2%	70,107	57,089	81.4%	0.6%	0.4%
Grundy	13,072	10,435	79.8%	12,920	10,369	80.3%	-0.6%	-1.2%
Hamblen	65,862	51,035	77.5%	66,458	51,523	77.5%	1.0%	0.9%
Hamilton	375,027	296,280	79.0%	379,958	300,283	79.0%	1.4%	1.3%
Hancock	6,431	5,177	80.5%	6,364	5,149	80.9%	-0.5%	-1.0%
Hardeman	24,981	20,315	81.3%	24,837	20,277	81.6%	-0.2%	-0.6%
Hardin	25,795	20,782	80.6%	25,758	20,848	80.9%	0.3%	-0.1%
Hawkins	56,619	46,056	81.3%	56,546	46,198	81.7%	0.3%	-0.1%
Haywood	16,899	13,294	78.7%	16,681	13,162	78.9%	-1.0%	-1.3%
Henderson	28,158	21,993	78.1%	28,286	22,158	78.3%	0.7%	0.5%
Henry	32,644	26,280	80.5%	32,734	26,447	80.8%	0.6%	0.3%
Hickman	25,613	20,570	80.3%	25,845	20,853	80.7%	1.4%	0.9%
Houston	8,384	6,636	79.2%	8,436	6,695	79.4%	0.9%	0.6%
Humphreys	18,618	14,767	79.3%	18,661	14,844	79.5%	0.5%	0.2%
Jackson	11,976	9,847	82.2%	12,054	9,921	82.3%	0.8%	0.6%
Jefferson	55,709	44,957	80.7%	56,445	45,691	80.9%	1.6%	1.3%
Johnson	17,711	14,879	84.0%	17,657	14,889	84.3%	0.1%	-0.3%
Knox	482,417	379,006	78.6%	490,549	385,443	78.6%	1.7%	1.7%
Lake	7,321	6,343	86.6%	7,280	6,336	87.0%	-0.1%	-0.6%
Lauderdale	25,815	20,238	78.4%	25,783	20,273	78.6%	0.2%	-0.1%
Lawrence	44,324	34,032	76.8%	44,543	34,447	77.3%	1.2%	0.5%

Tennessee Population Estimates 2022 and 2024*

	Population Estimate 2022			Population Estimate 2024			% Increase	
	Total	18+	%18+	Total	18+	%18+	18+	Total
Lewis	12,134	9,659	79.6%	12,138	9,705	80.0%	0.5%	0.0%
Lincoln	34,677	27,465	79.2%	34,919	27,807	79.6%	1.2%	0.7%
Loudon	55,779	45,407	81.4%	57,017	46,548	81.6%	2.5%	2.2%
McMinn	54,221	43,033	79.4%	54,607	43,437	79.5%	0.9%	0.7%
McNairy	26,143	20,745	79.4%	26,253	20,907	79.6%	0.8%	0.4%
Macon	25,375	19,181	75.6%	25,900	19,597	75.7%	2.2%	2.1%
Madison	97,958	75,752	77.3%	98,091	76,044	77.5%	0.4%	0.1%
Marion	28,530	22,791	79.9%	28,466	22,815	80.1%	0.1%	-0.2%
Marshall	35,034	27,088	77.3%	35,663	27,627	77.5%	2.0%	1.8%
Maury	100,386	77,374	77.1%	103,252	79,659	77.1%	3.0%	2.9%
Meigs	12,616	10,138	80.4%	12,753	10,280	80.6%	1.4%	1.1%
Monroe	47,548	38,152	80.2%	48,029	38,740	80.7%	1.5%	1.0%
Montgomery	223,240	162,764	72.9%	231,789	168,767	72.8%	3.7%	3.8%
Moore	6,495	5,307	81.7%	6,530	5,347	81.9%	0.7%	0.5%
Morgan	21,911	17,899	81.7%	22,043	18,063	81.9%	0.9%	0.6%
Obion	29,967	23,588	78.7%	29,782	23,450	78.7%	-0.6%	-0.6%
Overton	22,614	18,003	79.6%	22,851	18,220	79.7%	1.2%	1.0%
Perry	8,191	6,428	78.5%	8,251	6,492	78.7%	1.0%	0.7%
Pickett	5,022	4,184	83.3%	4,987	4,172	83.7%	-0.3%	-0.7%
Polk	17,226	14,010	81.3%	17,362	14,162	81.6%	1.1%	0.8%
Putnam	82,286	64,306	78.1%	83,919	65,637	78.2%	2.1%	2.0%
Rhea	33,892	26,561	78.4%	34,277	27,017	78.8%	1.7%	1.1%
Roane	53,377	43,786	82.0%	53,400	43,904	82.2%	0.3%	0.0%
Robertson	74,294	57,170	77.0%	75,837	58,472	77.1%	2.3%	2.1%
Rutherford	357,199	269,587	75.5%	373,482	282,263	75.6%	4.7%	4.6%
Scott	22,172	17,060	76.9%	22,204	17,148	77.2%	0.5%	0.1%
Sequatchie	15,518	12,444	80.2%	15,812	12,711	80.4%	2.2%	1.9%
Sevier	103,319	82,715	80.1%	105,864	84,914	80.2%	2.7%	2.5%
Shelby	944,036	711,085	75.3%	947,551	714,458	75.4%	0.5%	0.4%
Smith	20,435	15,970	78.2%	20,649	16,178	78.3%	1.3%	1.0%
Stewart	13,765	11,031	80.1%	13,844	11,137	80.4%	1.0%	0.6%
Sullivan	158,570	128,655	81.1%	158,776	128,972	81.2%	0.2%	0.1%
Sumner	199,672	154,106	77.2%	205,755	159,093	77.3%	3.2%	3.0%
Tipton	62,919	48,096	76.4%	63,496	48,708	76.7%	1.3%	0.9%
Trousdale	11,388	9,314	81.8%	11,547	9,477	82.1%	1.7%	1.4%
Unicoi	17,916	14,676	81.9%	17,965	14,726	82.0%	0.3%	0.3%
Union	19,900	15,828	79.5%	19,963	15,960	79.9%	0.8%	0.3%
VanBuren	5,748	4,689	81.6%	5,730	4,687	81.8%	0.0%	-0.3%
Warren	41,170	31,998	77.7%	41,277	32,194	78.0%	0.6%	0.3%
Washington	132,735	106,922	80.6%	134,593	108,509	80.6%	1.5%	1.4%
Wayne	16,388	13,745	83.9%	16,288	13,725	84.3%	-0.1%	-0.6%
Weakley	33,169	26,339	79.4%	33,087	26,312	79.5%	-0.1%	-0.2%
White	27,939	22,121	79.2%	28,314	22,516	79.5%	1.8%	1.3%
Williamson	256,315	190,266	74.2%	268,520	200,317	74.6%	5.3%	4.8%
Wilson	153,287	118,211	77.1%	159,452	123,284	77.3%	4.3%	4.0%

* TN_CoPopProj_2019 UTCBER Population Projection Series.

Source: Boyd Center for Business and Economic Research, University of Tennessee, Knoxville
 Reassembled by the Tennessee Department of Health, Division of Policy, Planning and Assessment
 Note: These projections may not match Boyd Center projections precisely due to rounding.

Tennessee Population Estimates 2022 and 2024 *

	Population Estimate 2022			Population Estimate 2024			% Increase	
	Total	65+	%65+	Total	65+	%65+	65+	Total
Tennessee	6,997,493	1,254,329	17.9%	7,102,950	1,318,602	18.6%	5.1%	1.5%
Anderson	77,746	16,997	21.9%	78,266	17,682	22.6%	4.0%	0.7%
Bedford	51,436	8,430	16.4%	52,579	8,928	17.0%	5.9%	2.2%
Benton	16,259	4,154	25.5%	16,273	4,293	26.4%	3.4%	0.1%
Bledsoe	15,265	3,072	20.1%	15,490	3,242	20.9%	5.5%	1.5%
Blount	136,116	30,079	22.1%	138,267	31,673	22.9%	5.3%	1.6%
Bradley	110,318	20,539	18.6%	112,020	21,600	19.3%	5.2%	1.5%
Campbell	39,348	8,772	22.3%	39,163	9,000	23.0%	2.6%	-0.5%
Cannon	14,791	2,991	20.2%	14,925	3,154	21.1%	5.4%	0.9%
Carroll	27,767	6,094	21.9%	27,602	6,259	22.7%	2.7%	-0.6%
Carter	55,761	13,484	24.2%	55,364	13,939	25.2%	3.4%	-0.7%
Cheatham	41,212	7,109	17.2%	41,527	7,601	18.3%	6.9%	0.8%
Chester	17,394	3,265	18.8%	17,462	3,409	19.5%	4.4%	0.4%
Claiborne	32,217	7,106	22.1%	32,392	7,435	23.0%	4.6%	0.5%
Clay	7,768	2,085	26.8%	7,774	2,173	27.9%	4.2%	0.1%
Cocke	36,221	8,452	23.3%	36,363	8,848	24.3%	4.7%	0.4%
Coffee	57,147	10,675	18.7%	57,822	11,157	19.3%	4.5%	1.2%
Crockett	14,300	2,926	20.5%	14,269	3,027	21.2%	3.4%	-0.2%
Cumberland	62,326	20,609	33.1%	63,470	21,639	34.1%	5.0%	1.8%
Davidson	717,032	95,863	13.4%	727,642	100,647	13.8%	5.0%	1.5%
Decatur	11,711	2,999	25.6%	11,695	3,100	26.5%	3.4%	-0.1%
DeKalb	20,730	4,215	20.3%	20,988	4,452	21.2%	5.6%	1.2%
Dickson	55,704	10,035	18.0%	56,741	10,656	18.8%	6.2%	1.9%
Dyer	37,465	7,151	19.1%	37,505	7,392	19.7%	3.4%	0.1%
Fayette	42,567	10,177	23.9%	43,500	10,868	25.0%	6.8%	2.2%
Fentress	18,451	4,464	24.2%	18,524	4,658	25.1%	4.4%	0.4%
Franklin	42,297	9,313	22.0%	42,466	9,691	22.8%	4.1%	0.4%
Gibson	49,445	9,575	19.4%	49,606	9,879	19.9%	3.2%	0.3%
Giles	29,403	6,482	22.0%	29,314	6,738	23.0%	3.9%	-0.3%
Grainger	23,595	5,369	22.8%	23,762	5,648	23.8%	5.2%	0.7%
Greene	69,852	16,425	23.5%	70,107	17,060	24.3%	3.9%	0.4%
Grundy	13,072	3,007	23.0%	12,920	3,095	24.0%	2.9%	-1.2%
Hamblen	65,862	12,988	19.7%	66,458	13,481	20.3%	3.8%	0.9%
Hamilton	375,027	71,417	19.0%	379,958	74,592	19.6%	4.4%	1.3%
Hancock	6,431	1,513	23.5%	6,364	1,557	24.5%	3.0%	-1.0%
Hardeman	24,981	4,863	19.5%	24,837	4,965	20.0%	2.1%	-0.6%
Hardin	25,795	6,487	25.2%	25,758	6,704	26.0%	3.3%	-0.1%
Hawkins	56,619	13,161	23.2%	56,546	13,696	24.2%	4.1%	-0.1%
Haywood	16,899	3,647	21.6%	16,681	3,779	22.7%	3.6%	-1.3%
Henderson	28,158	5,616	19.9%	28,286	5,840	20.6%	4.0%	0.5%
Henry	32,644	8,207	25.1%	32,734	8,501	26.0%	3.6%	0.3%
Hickman	25,613	4,905	19.1%	25,845	5,136	19.9%	4.7%	0.9%
Houston	8,384	1,854	22.1%	8,436	1,926	22.8%	3.9%	0.6%
Humphreys	18,618	4,063	21.8%	18,661	4,216	22.6%	3.8%	0.2%
Jackson	11,976	3,014	25.2%	12,054	3,166	26.3%	5.1%	0.6%
Jefferson	55,709	12,364	22.2%	56,445	13,087	23.2%	5.8%	1.3%
Johnson	17,711	4,358	24.6%	17,657	4,464	25.3%	2.4%	-0.3%
Knox	482,417	82,989	17.2%	490,549	87,114	17.8%	5.0%	1.7%
Lake	7,321	1,204	16.4%	7,280	1,211	16.6%	0.6%	-0.6%
Lauderdale	25,815	4,458	17.3%	25,783	4,597	17.8%	3.1%	-0.1%
Lawrence	44,324	8,644	19.5%	44,543	9,036	20.3%	4.5%	0.5%

Tennessee Population Estimates 2022 and 2024 *

	Population Estimate 2022			Population Estimate 2024			% Increase	
	Total	65+	%65+	Total	65+	%65+	65+	Total
Lewis	12,134	2,829	23.3%	12,138	2,946	24.3%	4.2%	0.0%
Lincoln	34,677	7,407	21.4%	34,919	7,749	22.2%	4.6%	0.7%
Loudon	55,779	15,932	28.6%	57,017	16,760	29.4%	5.2%	2.2%
McMinn	54,221	11,739	21.7%	54,607	12,284	22.5%	4.6%	0.7%
McNairy	26,143	5,831	22.3%	26,253	6,026	23.0%	3.3%	0.4%
Macon	25,375	4,330	17.1%	25,900	4,577	17.7%	5.7%	2.1%
Madison	97,958	18,656	19.0%	98,091	19,520	19.9%	4.6%	0.1%
Marion	28,530	6,260	21.9%	28,466	6,469	22.7%	3.3%	-0.2%
Marshall	35,034	6,205	17.7%	35,663	6,571	18.4%	5.9%	1.8%
Maury	100,386	17,888	17.8%	103,252	19,144	18.5%	7.0%	2.9%
Meigs	12,616	2,868	22.7%	12,753	3,002	23.5%	4.7%	1.1%
Monroe	47,548	11,056	23.3%	48,029	11,605	24.2%	5.0%	1.0%
Montgomery	223,240	22,705	10.2%	231,789	24,495	10.6%	7.9%	3.8%
Moore	6,495	1,542	23.7%	6,530	1,608	24.6%	4.3%	0.5%
Morgan	21,911	4,239	19.3%	22,043	4,404	20.0%	3.9%	0.6%
Obion	29,967	6,675	22.3%	29,782	6,838	23.0%	2.5%	-0.6%
Overton	22,614	4,995	22.1%	22,851	5,194	22.7%	4.0%	1.0%
Perry	8,191	1,846	22.5%	8,251	1,906	23.1%	3.3%	0.7%
Pickett	5,022	1,492	29.7%	4,987	1,536	30.8%	3.0%	-0.7%
Polk	17,226	3,910	22.7%	17,362	4,089	23.5%	4.6%	0.8%
Putnam	82,286	14,863	18.1%	83,919	15,668	18.7%	5.4%	2.0%
Rhea	33,892	6,859	20.2%	34,277	7,176	20.9%	4.6%	1.1%
Roane	53,377	13,393	25.1%	53,400	13,928	26.1%	4.0%	0.0%
Robertson	74,294	12,402	16.7%	75,837	13,288	17.5%	7.1%	2.1%
Rutherford	357,199	42,114	11.8%	373,482	46,229	12.4%	9.8%	4.6%
Scott	22,172	4,095	18.5%	22,204	4,256	19.2%	4.0%	0.1%
Sequatchie	15,518	3,524	22.7%	15,812	3,738	23.6%	6.1%	1.9%
Sevier	103,319	22,298	21.6%	105,864	23,637	22.3%	6.0%	2.5%
Shelby	944,036	142,579	15.1%	947,551	148,831	15.7%	4.4%	0.4%
Smith	20,435	3,876	19.0%	20,649	4,103	19.9%	5.8%	1.0%
Stewart	13,765	3,067	22.3%	13,844	3,206	23.2%	4.5%	0.6%
Sullivan	158,570	37,493	23.6%	158,776	38,693	24.4%	3.2%	0.1%
Sumner	199,672	34,799	17.4%	205,755	37,222	18.1%	7.0%	3.0%
Tipton	62,919	10,275	16.3%	63,496	10,899	17.2%	6.1%	0.9%
Trousdale	11,388	1,564	13.7%	11,547	1,628	14.1%	4.1%	1.4%
Unicoi	17,916	4,511	25.2%	17,965	4,673	26.0%	3.6%	0.3%
Union	19,900	4,119	20.7%	19,963	4,364	21.9%	5.9%	0.3%
VanBuren	5,748	1,497	26.0%	5,730	1,547	27.0%	3.4%	-0.3%
Warren	41,170	7,965	19.3%	41,277	8,270	20.0%	3.8%	0.3%
Washington	132,735	26,466	19.9%	134,593	27,721	20.6%	4.7%	1.4%
Wayne	16,388	3,425	20.9%	16,288	3,511	21.6%	2.5%	-0.6%
Weakley	33,169	6,754	20.4%	33,087	6,970	21.1%	3.2%	-0.2%
White	27,939	6,137	22.0%	28,314	6,422	22.7%	4.6%	1.3%
Williamson	256,315	37,752	14.7%	268,520	41,342	15.4%	9.5%	4.8%
Wilson	153,287	26,434	17.2%	159,452	28,552	17.9%	8.0%	4.0%

* TN_CoPopProj_2019 UTCBER Population Projection Series.

Source: Boyd Center for Business and Economic Research, University of Tennessee, Knoxville
 Reassembled by the Tennessee Department of Health, Division of Policy, Planning and Assessment
 Note: These projections may not match Boyd Center projections precisely due to rounding.

Tennessee Female Population Estimates 2022 and 2024 *

	Population Estimate 2022			Population Estimate 2024			% Increase	
	Total	15-44	%15-44	Total	15-44	%15-44	15-44	Total
Tennessee	3,587,578	1,351,308	37.7%	3,643,223	1,363,323	37.4%	0.9%	1.6%
Anderson	39,873	13,233	33.2%	40,117	13,251	33.0%	0.1%	0.6%
Bedford	26,256	9,666	36.8%	26,875	9,866	36.7%	2.1%	2.4%
Benton	8,287	2,420	29.2%	8,289	2,395	28.9%	-1.0%	0.0%
Bledsoe	6,145	1,895	30.8%	6,176	1,856	30.1%	-2.1%	0.5%
Blount	70,255	23,578	33.6%	71,429	23,834	33.4%	1.1%	1.7%
Bradley	56,761	21,105	37.2%	57,669	21,341	37.0%	1.1%	1.6%
Campbell	20,014	6,591	32.9%	19,917	6,495	32.6%	-1.5%	-0.5%
Cannon	7,449	2,473	33.2%	7,516	2,471	32.9%	-0.1%	0.9%
Carroll	14,182	4,734	33.4%	14,095	4,689	33.3%	-0.9%	-0.6%
Carter	28,542	9,227	32.3%	28,373	9,087	32.0%	-1.5%	-0.6%
Cheatham	20,794	7,459	35.9%	20,975	7,454	35.5%	-0.1%	0.9%
Chester	9,081	3,578	39.4%	9,140	3,587	39.2%	0.2%	0.7%
Claiborne	16,480	5,773	35.0%	16,573	5,782	34.9%	0.2%	0.6%
Clay	3,923	1,125	28.7%	3,915	1,112	28.4%	-1.1%	-0.2%
Cocke	18,774	5,980	31.9%	18,874	5,958	31.6%	-0.4%	0.5%
Coffee	29,261	10,383	35.5%	29,617	10,473	35.4%	0.9%	1.2%
Crockett	7,495	2,567	34.2%	7,495	2,554	34.1%	-0.5%	0.0%
Cumberland	31,998	8,485	26.5%	32,580	8,579	26.3%	1.1%	1.8%
Davidson	370,870	167,846	45.3%	376,350	168,207	44.7%	0.2%	1.5%
Decatur	5,971	1,806	30.3%	5,965	1,784	29.9%	-1.2%	-0.1%
DeKalb	10,397	3,501	33.7%	10,533	3,519	33.4%	0.5%	1.3%
Dickson	28,410	10,125	35.6%	28,962	10,244	35.4%	1.2%	1.9%
Dyer	19,457	6,982	35.9%	19,496	6,947	35.6%	-0.5%	0.2%
Fayette	21,643	6,679	30.9%	22,128	6,741	30.5%	0.9%	2.2%
Fentress	9,470	2,860	30.2%	9,519	2,851	29.9%	-0.3%	0.5%
Franklin	21,679	7,750	35.7%	21,784	7,769	35.7%	0.2%	0.5%
Gibson	25,726	9,084	35.3%	25,805	9,066	35.1%	-0.2%	0.3%
Giles	15,183	5,068	33.4%	15,160	5,041	33.3%	-0.5%	-0.1%
Grainger	11,709	3,656	31.2%	11,792	3,639	30.9%	-0.5%	0.7%
Greene	35,535	11,572	32.6%	35,680	11,537	32.3%	-0.3%	0.4%
Grundy	6,608	2,164	32.7%	6,531	2,101	32.2%	-2.9%	-1.2%
Hamblen	33,845	11,704	34.6%	34,210	11,808	34.5%	0.9%	1.1%
Hamilton	193,980	73,137	37.7%	196,544	73,637	37.5%	0.7%	1.3%
Hancock	3,251	1,027	31.6%	3,216	1,010	31.4%	-1.6%	-1.1%
Hardeman	11,215	3,648	32.5%	11,088	3,563	32.1%	-2.3%	-1.1%
Hardin	13,282	4,096	30.8%	13,292	4,072	30.6%	-0.6%	0.1%
Hawkins	28,877	9,230	32.0%	28,860	9,145	31.7%	-0.9%	-0.1%
Haywood	9,021	2,956	32.8%	8,904	2,850	32.0%	-3.6%	-1.3%
Henderson	14,510	5,043	34.8%	14,582	5,036	34.5%	-0.2%	0.5%
Henry	16,885	5,129	30.4%	16,955	5,130	30.3%	0.0%	0.4%
Hickman	12,183	4,172	34.2%	12,306	4,191	34.1%	0.5%	1.0%
Houston	4,297	1,433	33.3%	4,335	1,438	33.2%	0.4%	0.9%
Humphreys	9,362	3,068	32.8%	9,383	3,051	32.5%	-0.6%	0.2%
Jackson	6,032	1,775	29.4%	6,075	1,766	29.1%	-0.5%	0.7%
Jefferson	28,367	9,436	33.3%	28,776	9,508	33.0%	0.8%	1.4%
Johnson	8,129	2,369	29.1%	8,073	2,330	28.9%	-1.7%	-0.7%
Knox	248,301	100,086	40.3%	252,574	101,272	40.1%	1.2%	1.7%
Lake	2,508	758	30.2%	2,443	726	29.7%	-4.2%	-2.6%
Lauderdale	12,492	4,394	35.2%	12,460	4,338	34.8%	-1.3%	-0.3%
Lawrence	22,573	7,837	34.7%	22,698	7,865	34.7%	0.4%	0.6%

Tennessee Female Population Estimates 2022 and 2024 *

	Population Estimate 2022			Population Estimate 2024			% Increase	
	Total	15-44	%15-44	Total	15-44	%15-44	15-44	Total
Lewis	6,242	1,999	32.0%	6,256	1,984	31.7%	-0.7%	0.2%
Lincoln	17,661	5,717	32.4%	17,780	5,745	32.3%	0.5%	0.7%
Loudon	28,423	8,171	28.7%	29,068	8,350	28.7%	2.2%	2.3%
McMinn	27,836	9,380	33.7%	28,045	9,375	33.4%	-0.1%	0.8%
McNairy	13,280	4,313	32.5%	13,328	4,300	32.3%	-0.3%	0.4%
Macon	13,032	4,728	36.3%	13,327	4,820	36.2%	2.0%	2.3%
Madison	51,763	19,453	37.6%	51,921	19,407	37.4%	-0.2%	0.3%
Marion	14,616	4,780	32.7%	14,595	4,743	32.5%	-0.8%	-0.1%
Marshall	17,905	6,477	36.2%	18,240	6,554	35.9%	1.2%	1.9%
Maury	52,130	19,067	36.6%	53,696	19,461	36.2%	2.1%	3.0%
Meigs	6,375	2,025	31.8%	6,451	2,022	31.3%	-0.2%	1.2%
Monroe	23,894	7,710	32.3%	24,146	7,739	32.1%	0.4%	1.1%
Montgomery	112,215	51,057	45.5%	116,570	52,606	45.1%	3.0%	3.9%
Moore	3,263	1,044	32.0%	3,284	1,040	31.7%	-0.4%	0.6%
Morgan	9,850	3,210	32.6%	9,874	3,189	32.3%	-0.7%	0.2%
Obion	15,509	5,111	33.0%	15,431	5,054	32.8%	-1.1%	-0.5%
Overton	11,419	3,790	33.2%	11,543	3,806	33.0%	0.4%	1.1%
Perry	4,060	1,321	32.5%	4,089	1,331	32.6%	0.8%	0.7%
Pickett	2,518	674	26.8%	2,504	660	26.3%	-2.1%	-0.6%
Polk	8,766	2,772	31.6%	8,848	2,770	31.3%	-0.1%	0.9%
Putnam	41,443	16,471	39.7%	42,318	16,756	39.6%	1.7%	2.1%
Rhea	17,075	5,979	35.0%	17,264	6,044	35.0%	1.1%	1.1%
Roane	27,352	8,347	30.5%	27,368	8,259	30.2%	-1.1%	0.1%
Robertson	37,716	13,859	36.7%	38,558	14,074	36.5%	1.5%	2.2%
Rutherford	181,595	79,871	44.0%	189,950	82,721	43.5%	3.6%	4.6%
Scott	11,323	4,073	36.0%	11,353	4,048	35.7%	-0.6%	0.3%
Sequatchie	7,866	2,561	32.6%	8,026	2,579	32.1%	0.7%	2.0%
Sevier	52,791	17,695	33.5%	54,102	18,094	33.4%	2.3%	2.5%
Shelby	496,201	195,450	39.4%	498,358	195,138	39.2%	-0.2%	0.4%
Smith	10,297	3,593	34.9%	10,423	3,608	34.6%	0.4%	1.2%
Stewart	6,894	2,168	31.4%	6,934	2,165	31.2%	-0.1%	0.6%
Sullivan	81,534	26,408	32.4%	81,667	26,305	32.2%	-0.4%	0.2%
Sumner	102,364	37,309	36.4%	105,556	38,232	36.2%	2.5%	3.1%
Tipton	31,923	11,807	37.0%	32,241	11,827	36.7%	0.2%	1.0%
Trousdale	4,662	1,798	38.6%	4,738	1,820	38.4%	1.2%	1.6%
Unicoi	9,140	2,847	31.1%	9,175	2,830	30.8%	-0.6%	0.4%
Union	10,117	3,369	33.3%	10,163	3,359	33.1%	-0.3%	0.5%
VanBuren	2,870	819	28.6%	2,859	802	28.0%	-2.2%	-0.4%
Warren	20,834	7,317	35.1%	20,903	7,299	34.9%	-0.3%	0.3%
Washington	67,989	26,473	38.9%	68,976	26,764	38.8%	1.1%	1.5%
Wayne	7,307	2,263	31.0%	7,243	2,218	30.6%	-2.0%	-0.9%
Weakley	16,981	6,669	39.3%	16,962	6,658	39.3%	-0.2%	-0.1%
White	14,300	4,737	33.1%	14,504	4,797	33.1%	1.3%	1.4%
Williamson	130,834	47,546	36.3%	137,181	49,623	36.2%	4.4%	4.9%
Wilson	78,082	28,418	36.4%	81,301	29,386	36.1%	3.4%	4.1%

* TN_CoPopProj_2019 UTCBER Population Projection Series.

Source: Boyd Center for Business and Economic Research, University of Tennessee, Knoxville
 Reassembled by the Tennessee Department of Health, Division of Policy, Planning and Assessment
 Note: These projections may not match Boyd Center projections precisely due to rounding.

Attachment 2C
Commercial Private Payors Contracted by
Applicant

Commercial Plans Currently Contracted with:

Aetna

Amerigroup Community Care

BCBS of TN

CareCentrix Network

Centipede Health Network

Cigna Healthspring

eviCore Healthcare

Humana

myNexus

Oscar

Provider Network of America

United Healthcare

WellCare Health Plans

Attachment 4C
TQC Job Descriptions

JOB DESCRIPTION

JOB TITLE:	HOME HEALTH - EXECUTIVE DIRECTOR	DEPARTMENT:	ADMINISTRATIVE
REPORTS TO:	AVPO	FLSA STATUS:	<input checked="" type="checkbox"/> EXEMPT <input type="checkbox"/> NON-EXEMPT
SUPERVISORY RESPONSIBILITIES	<input checked="" type="checkbox"/> YES <input type="checkbox"/> NO	EFFECTIVE DATE:	8/12/2020

POSITION SUMMARY: This position is responsible for the overall direction of home health clinical services. This position establishes, implements and evaluates goals and objectives for home health services that meet and promote the standards of quality and contribute to the total organization and philosophy. The Executive Director also serves as the Clinical Manager for the purposes of meeting the Medicare Conditions of Participation.

ESSENTIAL DUTIES:

- Coordinates and oversees all direct and indirect patient services provided by clinical organization personnel.
- Provides guidance and counseling to coordinators, Directors of Nursing (DONs), Directors of Therapy (DOT), Clinical Supervisors, and various staff members to assist them in continually improving all aspects of home health care services, provided through organization personnel.
- Assists clinical supervisory staff in managing clinical teams and planning.
- Provides help in assessment, planning, implementation and evaluation of patient and family/caregiver care to all clinical personnel as indicated.
- Assists the Administrator in the preparation and administration of the organization's budget.
- Interprets operational indicators to detect census changes and increases or decreases in volume, which could impact staffing levels, revenues or expenses.
- Evaluates performance of clinical supervisory staff.
- Assists clinical supervisory staff to develop skills and techniques in evaluating the performance of clinicians.
- Hires, evaluates, and terminates organization personnel.
- Conducts clinical performance evaluations annually, or more frequently if indicated.
- Oversees the maintenance of patient clinical records, statistics, reports and records for purposes of evaluation and reporting of organization activities.
- Assures proper maintenance of clinical records in compliance with local, state and federal laws.
- Responsible for the maintenance of adequate and appropriate inventory supplies and equipment for the provision of patient services.
- Develops, implements and evaluates the orientation program for new organization personnel. Responsible for orientation of new organization personnel, either directly or by delegating to another staff member.
- Plans and implements in-services and/or continuing education programs to meet education and training needs of organization personnel.
- Assists with the evaluation of organization performance via performance improvement program, productivity, quarterly and annual reviews. Assures for the quality and safe delivery of home health services provided through the Organization.
- Assists in the development of organization goals. Develops, recommends, and administers Organization policies and procedures.
- Assures compliance with all local, state and federal laws regarding licensure and certification of organization personnel and, maintains compliance to federal/state/local and Organizational standards.
- Stays informed about changes in the field of nursing, therapy, and home health care; shares information with appropriate organization personnel.
- Promotes home health referrals in the health care community.
- In the absence of the Administrator, the Executive Director will become the acting Administrator and will be vested with authority to act in behalf of the Administrator.

JOB DESCRIPTION

- If functioning as Clinical Manager: Will be available at all times during operating hours and will provide oversight of all patient care services and personnel including making patient and personnel assignments; coordinating patient care; coordinating referrals; assuring patient needs are continually assessed: and assuring the development, implementation, and updates of the individualized plan of care.
- Other duties as assigned by the Administrator or Organization.

PERFORMANCE RESPONSIBILITIES:

- Maintains positive internal and external customer service relationships
- Maintains open lines of communication
- Plans and organizes work effectively and ensures its completion
- Meets all productivity requirements
- Demonstrates team behavior and promotes a team-oriented environment
- Actively participates in Continuous Quality Improvement
- Represents the organization professionally at all times

POSITION REQUIREMENTS & COMPETENCIES:

- Registered Nurse/ LPN/ PT/OT/SLP with current licensure to practice professionally in the state or a licensed physician in the state.
- A degree in Medicine or professional degree in from an accredited program. Master's degree in health care preferred.
- Three years of management experience in a home health or related health care organization.
- Demonstrated ability to supervise and direct professional administrative personnel.
- Ability to market and deal tactfully with customers and the community.
- Has excellent observation, verbal and written communication skills.
- Knowledge of business management, governmental/state/local regulations, and Organizational standards.
- Has been oriented to the Administrator job responsibilities.
- Must undergo pre-hire drug screening

WORKING CONDITIONS: The physical demands described here are representative of those that must be met by an employee to successfully perform the essential functions of this job. While performing the duties of this job, the employee is regularly required to sit, talk, hear; use hands to finger, and handle controls. Must be physically able to perform the duties of the position, including lifting in excess of 50lbs, with or without assistance, depending on assignment requirements. Bending and stooping to prepare equipment for consumer or managing consumer environment. Transferring, turning and positioning clients and assisting to ambulate. The employee frequently is required to reach with hands and arms. The employee is frequently required to stand, walk, and stoop. Specific vision abilities required by this job include close vision and the ability to adjust focus.

Universal precautions and infection control standards must be maintained; there may be unsafe environments in a consumer's home (e.g. pets). May be exposed to blood and body fluids, household dust, cigarette smoke, needles and other sharp instruments. May need to use mask, gloves, goggles, or gowns.

ENVIRONMENT: Moderate noise level similar to a typical office environment with computers, printers, and work activity.

Addus provides equal employment opportunities to all employees and applicants for employment and prohibits discrimination and harassment of any type without regard to race, color, religion, age, sex, national origin, disability status, genetics, protected veteran status, sexual orientation, gender identity or expression, or any other characteristic protected by federal, state or local laws.

This policy applies to all terms and conditions of employment, including recruiting, hiring, placement, promotion, termination, layoff, recall, transfer, leaves of absence, compensation and training.

EMPLOYEE ACKNOWLEDGMENT

JOB DESCRIPTION

I acknowledge by my signature that I have read and understand the duties and responsibilities, physical demands, and work environment of the position and all other standards expected of me. I understand this job description in no way states or implies that these are the only duties to be performed by me in this position. Nothing in this job description restricts the right of an authorized person to assign or reassign duties and responsibilities to this job at any time. I also understand that nothing in this job description is meant to create a contract of employment or alter in any way the employment-at-will status of the employee in this job.

EMPLOYEE NAME: _____ **DATE:** _____

EMPLOYEE SIGNATURE: _____ **DATE:** _____

JOB DESCRIPTION

JOB TITLE:	HOME HEALTH - LICENSE PRACTICAL/VOCATIONAL NURSE	DEPARTMENT:	DIRECT SERVICES
REPORTS TO:	DIRECTOR OF NURSING	FLSA STATUS:	<input type="checkbox"/> EXEMPT <input checked="" type="checkbox"/> NON-EXEMPT
SUPERVISORY RESPONSIBILITIES	<input type="checkbox"/> YES <input checked="" type="checkbox"/> NO	EFFECTIVE DATE:	8/14/2020

POSITION SUMMARY: The Licensed Practical/Vocational Nurse is responsible for providing direct patient care under the supervision of a registered nurse. Responsibilities include following the plan of care, providing treatments, and working collaboratively with the members of the team to help meet positive patient care outcomes

ESSENTIAL DUTIES:

- Provides direct patient care as defined in the state Nurse Practice Act.
- Implements plan of care initiated by the registered nurse.
- Provides accurate and timely documentation consistent with the plan of care.
- Assesses and provides patient and family/caregiver education regarding self-care techniques and information pertinent to diagnosis and plan of care.
- Participates in coordination of home health services, appropriately reporting the identified needs for other disciplines (HHA, OT, PT, MSW, ST, Dietician) to the registered nurse and/or Clinical Supervisor.
- Uses and/or prepares equipment and supplies effectively and efficiently adhering to aseptic technique.
- Participates in personal and professional growth and development.
- Performs other duties as assigned by the registered nurse.
- Provides health care instructions to the patient as appropriate per assessment and plan of care.
- Performs other duties as assigned.

PERFORMANCE RESPONSIBILITIES:

- Maintains positive internal and external customer service relationships
- Maintains open lines of communication
- Plans and organizes work effectively and ensures its completion
- Meets all productivity requirements
- Demonstrates team behavior and promotes a team-oriented environment
- Actively participates in Continuous Quality Improvement
- Represents the organization professionally at all times

POSITION REQUIREMENTS & COMPETENCIES:

- Graduate of an accredited practical nurse or vocational nursing program.
- Has three (3) years nursing experience. Community/home health or medical/surgical experience is preferred.
- Currently licensed as a licensed practical nurse or licensed vocational nurse in the state.
- Possess and maintain valid CPR certification.
- Complies with accepted professional standards and practice.
- Demonstrates good verbal and written communication, and organization skills.
- Must have reliable transportation, current driver's license and appropriate automobile insurance
- Must undergo pre-hire drug screening

WORKING CONDITIONS: The physical demands described here are representative of those that must be met by an employee to successfully perform the essential functions of this job. While performing the duties of this job, the employee is regularly required to sit, talk, hear; use hands to finger, and handle controls. Must be physically able to perform the duties of the position, including lifting in excess of 50lbs, with or without assistance, depending on assignment requirements. Bending and stooping to prepare equipment

JOB DESCRIPTION

for consumer or managing consumer environment. Transferring, turning and positioning clients and assisting to ambulate. The employee frequently is required to reach with hands and arms. The employee is frequently required to stand, walk, and stoop. Specific vision abilities required by this job include close vision and the ability to adjust focus.

Universal precautions and infection control standards must be maintained; there may be unsafe environments in a consumer's home (e.g. pets). May be exposed to blood and body fluids, household dust, cigarette smoke, needles and other sharp instruments. May need to use mask, gloves, goggles, or gowns.

ENVIRONMENT: Moderate noise level similar to a typical home environment.

Addus provides equal employment opportunities to all employees and applicants for employment and prohibits discrimination and harassment of any type without regard to race, color, religion, age, sex, national origin, disability status, genetics, protected veteran status, sexual orientation, gender identity or expression, or any other characteristic protected by federal, state or local laws.

This policy applies to all terms and conditions of employment, including recruiting, hiring, placement, promotion, termination, layoff, recall, transfer, leaves of absence, compensation and training.

EMPLOYEE ACKNOWLEDGMENT

I acknowledge by my signature that I have read and understand the duties and responsibilities, physical demands, and work environment of the position and all other standards expected of me. I understand this job description in no way states or implies that these are the only duties to be performed by me in this position. Nothing in this job description restricts the right of an authorized person to assign or reassign duties and responsibilities to this job at any time. I also understand that nothing in this job description is meant to create a contract of employment or alter in any way the employment-at-will status of the employee in this job.

EMPLOYEE NAME: _____

DATE: _____

EMPLOYEE SIGNATURE: _____

DATE: _____

JOB DESCRIPTION

JOB TITLE:	HOME HEALTH - REGISTERED NURSE (RN)	DEPARTMENT:	DIRECT SERVICES
REPORTS TO:	DIRECTOR OF NURSING	FLSA STATUS:	<input checked="" type="checkbox"/> EXEMPT <input type="checkbox"/> NON-EXEMPT
SUPERVISORY RESPONSIBILITIES	<input type="checkbox"/> YES <input checked="" type="checkbox"/> NO	EFFECTIVE DATE:	12/21/2022

POSITION SUMMARY: The registered nurse plans, organizes and directs home care services and is experienced in nursing, with emphasis on community health education/experience. The professional nurse builds from the resources of the community to plan and direct services to meet the needs of individuals and families within their homes and communities.

ESSENTIAL DUTIES:

- Completes an initial assessment of patient and family to determine home care needs. Provides a complete physical assessment and history of current and previous illness(es).
- Observe and report any signs or symptoms indicative of changes in condition of the patient and family situation. Document such reports and observations in the clinical record and notify supervisor.
- Regularly re-evaluates patient nursing needs.
- Initiates the plan of care and makes necessary revisions as patient status and needs change.
- Uses health assessment data to determine nursing diagnosis.
- Develops a care plan, which establishes goals based on nursing diagnosis and incorporates therapeutic, preventive, and rehabilitative nursing actions. Includes the patient and the family in the planning process.
- Initiates appropriate preventive and rehabilitative nursing procedures. Administers medications and treatments as prescribed by the provider.
- Provides direct patient care as defined in the State Nurse Practice Act.
- Counsels the patient and family in meeting nursing and related needs.
- Provides health care instructions to the patient as appropriate per assessment and plan of care.
- Identifies discharge planning needs as part of the care plan development and implements prior to discharge of the patient.
- Acts as Case Manager when assigned by Clinical Supervisor and assumes responsibility to coordinate patient care for assigned caseload.
- Prepares clinical notes and updates the primary provider when necessary and at least every 60 days.
- Communicates with all relevant providers regarding the patient's needs and reports any changes in the patient's condition; obtains/receives orders as required.
- Communicates with community health related persons to coordinate the care plan.
- Performs other duties as assigned.

PERFORMANCE RESPONSIBILITIES:

- Maintains positive internal and external customer service relationships
- Maintains open lines of communication
- Plans and organizes work effectively and ensures its completion
- Meets all productivity requirements
- Demonstrates team behavior and promotes a team-oriented environment
- Actively participates in Continuous Quality Improvement
- Represents the organization professionally at all times

POSITION REQUIREMENTS & COMPETENCIES:

- Graduate from an accredited registered nursing program
- Licensed as a RN in the state of practice and CPR certifications required.
- At least one (1) year clinical practical nursing experience preferably in intensive care, rehabilitation or medical surgical nursing (preferred)



JOB DESCRIPTION

- Home health experience preferred
- Ability to make home visits and provide nursing care in the home environment
- Ability to complete necessary documentation appropriately, legibly and timely
- Interpersonal, verbal, and written communication skills necessary to complete job responsibilities
- Must have reliable transportation, current driver's license and appropriate automobile insurance
- Complies and maintains current CPR certification.
- Must undergo pre-hire drug screening

WORKING CONDITIONS: The physical demands described here are representative of those that must be met by an employee to successfully perform the essential functions of this job. While performing the duties of this job, the employee is regularly required to sit, talk, hear; use hands to finger, and handle controls. Must be physically able to perform the duties of the position, including lifting in excess of 50lbs, with or without assistance, depending on assignment requirements. Bending and stooping to prepare equipment for consumer or managing consumer environment. Transferring, turning and positioning clients and assisting to ambulate. The employee frequently is required to reach with hands and arms. The employee is frequently required to stand, walk, and stoop. Specific vision abilities required by this job include close vision and the ability to adjust focus.

Universal precautions and infection control standards must be maintained; there may be unsafe environments in a consumer’s home (e.g. pets). May be exposed to blood and body fluids, household dust, cigarette smoke, needles and other sharp instruments. May need to use mask, gloves, goggles, or gowns.

ENVIRONMENT: Moderate noise level similar to a typical home environment.

Addus provides equal employment opportunities to all employees and applicants for employment and prohibits discrimination and harassment of any type without regard to race, color, religion, age, sex, national origin, disability status, genetics, protected veteran status, sexual orientation, gender identity or expression, or any other characteristic protected by federal, state or local laws.

This policy applies to all terms and conditions of employment, including recruiting, hiring, placement, promotion, termination, layoff, recall, transfer, leaves of absence, compensation and training.

EMPLOYEE ACKNOWLEDGMENT

I acknowledge by my signature that I have read and understand the duties and responsibilities, physical demands, and work environment of the position and all other standards expected of me. I understand this job description in no way states or implies that these are the only duties to be performed by me in this position. Nothing in this job description restricts the right of an authorized person to assign or reassign duties and responsibilities to this job at any time. I also understand that nothing in this job description is meant to create a contract of employment or alter in any way the employment-at-will status of the employee in this job.

EMPLOYEE NAME: _____

DATE: _____

EMPLOYEE SIGNATURE: _____

DATE: _____

JOB DESCRIPTION

JOB TITLE:	HOME HEALTH – OCCUPATIONAL THERAPIST	DEPARTMENT:	SKILLED
REPORTS TO:	DIRECTOR OF NURSING	FLSA STATUS:	<input checked="" type="checkbox"/> EXEMPT <input type="checkbox"/> NON-EXEMPT
SUPERVISORY RESPONSIBILITY:	<input type="checkbox"/> YES <input checked="" type="checkbox"/> NO	EFFECTIVE DATE:	12/21/2022

POSITION SUMMARY: The Occupational Therapist plans and provides Occupational Therapy services to the clients in their home in accordance with the plan of care and agency policies and procedures. The Occupational Therapist performs functions which require substantial specialized knowledge, judgment and skill based upon the principles of psychological, biological and social services and must be able to make judgments accordingly.

ESSENTIAL DUTIES:

- Provides occupation therapy services to patients according to a written physician's plan of care and as defined in the state Occupational Therapy Practice Act.
- Develops treatment program and establishes goals for improved function. Communicates plan of care to referring physician and other Organization professionals as needed.
- May teach new skills or retrain patient in once familiar daily activities that have been lost due to illness or injury, in accordance with our policy.
- May fabricate splints and instruct patient in the use of various types of adaptive equipment to improve function.
- May train patient in the use of prosthetic and/or orthotic devices.
- Maintains appropriate clinical records, clinical notes, and reports to the physician any changes in the patient's condition. Submits these records in accordance with our policy.
- Maintains contact/communication with other personnel involved in the patient's care to promote coordinated, efficient care.
- Attends and contributes to in-services, case conferences, and other meetings as required by our policy to ensure coordinated and comprehensive plans of care for the patient.
- Identifies patient and family/caregiver needs for other home health services and refers as appropriate.
- Instructs patient's family/caregiver and other health care personnel in patient's treatment regime when indicated and appropriate.
- Supervises certified occupational therapy assistants according to organization policy and state regulations.
- When therapy is the only skilled service, instructs, supervises and evaluates home health aide care every two (2) weeks.
- Participates in discharge planning for patient.
- Perform other duties as assigned

PERFORMANCE RESPONSIBILITIES:

- Maintains positive internal and external customer service relationships
- Maintains open lines of communication
- Plans and organizes work effectively and ensures its completion
- Meets all productivity requirements
- Demonstrates team behavior and promotes a team-oriented environment
- Actively participates in Continuous Quality Improvement, educational programs, and staff meetings
- Represents the organization professionally at all times

POSITION REQUIREMENTS & COMPETENCIES:

- Graduate of an occupational therapy curriculum accredited jointly by the Committee on Allied Health Education and Accreditation of the American Medical Association and the American Occupational Therapy Association.
- Registered with the National Registration Examination of the American Occupational Therapy Association.

JOB DESCRIPTION

- At least Two (2) years of clinical experience as an occupational therapist. (Preferred)
- Demonstrates good verbal and written communication, and organization skills.
- Must have reliable transportation, current driver's license and appropriate automobile insurance
- Complies and maintains current CPR certification.
- Must undergo pre-hire drug screening

WORKING CONDITIONS: The physical demands described here are representative of those that must be met by an employee to successfully perform the essential functions of this job. While performing the duties of this job, the employee is regularly required to sit, talk, hear; use hands to finger, and handle controls. Must be physically able to perform the duties of the position, including lifting in excess of 50lbs, with or without assistance, depending on assignment requirements. Bending and stooping to prepare equipment for consumer or managing consumer environment. Transferring, turning and positioning clients and assisting to ambulate. The employee frequently is required to reach with hands and arms. The employee is frequently required to stand, walk, and stoop. Specific vision abilities required by this job include close vision and the ability to adjust focus.

Universal precautions and infection control standards must be maintained; there may be unsafe environments in a consumer's home (e.g. pets). May be exposed to blood and body fluids, household dust, cigarette smoke, needles and other sharp instruments. May need to use mask, gloves, goggles, or gowns.

ENVIRONMENT: Moderate noise level similar to a typical home environment and/or typical office environment with computers, printers, and work activity.

EMPLOYEE ACKNOWLEDGMENT

I acknowledge by my signature that I have read and understand the duties and responsibilities, physical demands, and work environment of the position and all other standards expected of me. I understand this job description in no way states or implies that these are the only duties to be performed by me in this position. Nothing in this job description restricts the right of an authorized person to assign or reassign duties and responsibilities to this job at any time. I also understand that nothing in this job description is meant to create a contract of employment or alter in any way the employment-at-will status of the employee in this job.

EMPLOYEE NAME: _____

EMPLOYEE SIGNATURE: _____

DATE: _____

JOB DESCRIPTION

JOB TITLE:	HOME HEALTH – PHYSICAL THERAPIST	DEPARTMENT:	SKILLED
REPORTS TO:	DIRECTOR OF NURSING	FLSA STATUS:	<input checked="" type="checkbox"/> EXEMPT <input type="checkbox"/> NON-EXEMPT
SUPERVISORY RESPONSIBILITY:	<input checked="" type="checkbox"/> YES <input type="checkbox"/> NO	EFFECTIVE DATE:	12/21/2022

POSITION SUMMARY: The Physical Therapist plans and provides physical therapy services to the clients in their home in accordance with the plan of care and agency policies and procedures. The Physical Therapist performs functions which require substantial specialized knowledge, judgment and skill based upon the principles of psychological, biological and social services and must be able to make judgments accordingly.

ESSENTIAL DUTIES:

- Provides physical therapy services to patients according to a written physician's plan of care and as defined in the state Physical Therapy Practice Act.
- Advise, consult and teach appropriate treatment procedures and supportive activities to clients, family members and other agency staff
- Assist the provider in evaluating level of function
- Participate in the development of the plan of care
- Prepare clinical and progress notes
- Translate all exercise into functional activities or activities of daily living
- Develop needed plans for modifying equipment, appliances and the physical surrounding in clients home
- Confer regularly with attending provider regarding client's progress and report the physical and emotional conditions and reactions to treatment and interpret social and physical factors in the environment that affect care
- Interpret to the client and family the implication of the treatment consistent with the actions and wishes of the provider
- Provide families with information, support and encouragement to help motivate them in their progress
- Teach basic principles of good posture and body mechanics in relation to changing needs of individuals in all age groups
- May train patient in the use of prosthetic device
- Prepares and submits clinical and progress summaries based on the attainment of goals.
- Participates in discharge planning for patient.
- Participates in peer consultation process.
- Supervises physical therapy assistants according to organization policy and state regulations.
- When therapy is the only skilled service, instructs, supervises and evaluates home health aide care every two (2) weeks.
- Provides in-service education programs for nursing organization personnel as needed.
- Communicate effectively with all members of the interdisciplinary team
- Participate in the educational program of the new staff and students in the area of practice
- Maintains accurate clinical records, keeping track of goals and progress of clients'
- Abides by all regulations, policies, procedures and standards
- Teaches clients' how to properly use exercise techniques
- Perform other duties as assigned

PERFORMANCE RESPONSIBILITIES:

- Maintains positive internal and external customer service relationships
- Maintains open lines of communication
- Plans and organizes work effectively and ensures its completion
- Meets all productivity requirements
- Demonstrates team behavior and promotes a team-oriented environment
- Actively participates in Continuous Quality Improvement, educational programs, and staff meetings
- Represents the organization professionally at all times

JOB DESCRIPTION

POSITION REQUIREMENTS & COMPETENCIES:

- Graduate from a School of Physical Therapy approved by the American Physical Therapy Association or Allied Health Education and Accreditation of the American Medical Association and the Physical Therapy Association
- Current licensure as a Physical Therapist in the state of practice
- At least two (2) years' experience in an acute hospital or equivalent experience (preferred)
- Must possess current CPR and First Aid Certification
- Ability to make home visits and provide nursing care in the home environment
- Possess knowledge of principles and practices of physical therapy
- Ability to complete necessary documentation appropriately, legibly and timely
- Interpersonal, verbal, and written communication skills necessary to complete job responsibilities
- Must have reliable transportation, current driver's license and appropriate automobile insurance
- Must undergo pre-hire drug screening

WORKING CONDITIONS: The physical demands described here are representative of those that must be met by an employee to successfully perform the essential functions of this job. While performing the duties of this job, the employee is regularly required to sit, talk, hear; use hands to finger, and handle controls. Must be physically able to perform the duties of the position, including lifting in excess of 50lbs, with or without assistance, depending on assignment requirements. Bending and stooping to prepare equipment for consumer or managing consumer environment. Transferring, turning and positioning clients and assisting to ambulate. The employee frequently is required to reach with hands and arms. The employee is frequently required to stand, walk, and stoop. Specific vision abilities required by this job include close vision and the ability to adjust focus.

Universal precautions and infection control standards must be maintained; there may be unsafe environments in a consumer's home (e.g. pets). May be exposed to blood and body fluids, household dust, cigarette smoke, needles and other sharp instruments. May need to use mask, gloves, goggles, or gowns.

ENVIRONMENT: Moderate noise level similar to a typical home environment and/or typical office environment with computers, printers, and work activity.

EMPLOYEE ACKNOWLEDGMENT

I acknowledge by my signature that I have read and understand the duties and responsibilities, physical demands, and work environment of the position and all other standards expected of me. I understand this job description in no way states or implies that these are the only duties to be performed by me in this position. Nothing in this job description restricts the right of an authorized person to assign or reassign duties and responsibilities to this job at any time. I also understand that nothing in this job description is meant to create a contract of employment or alter in any way the employment-at-will status of the employee in this job.

EMPLOYEE NAME: _____

EMPLOYEE SIGNATURE: _____

DATE: _____

Attachment 5C
Applicable TQC Policies

HOME HEALTH AIDE TRAINING
Policy No. 1-012.1**PURPOSE**

To outline a home health aide training program to ensure the competence and skills of home care aides.

POLICY

Tennessee Quality Care will only hire individuals as home health aides on a full time, temporary, per diem or other basis who have completed a training program or a competency evaluation program that meets the organization's criteria described below:

1. If the individual has not been employed and provided services as a certified home health aide for a continuous period of 24 months since completing a program, then the individual is not considered to have completed either a training and competency program, or a competency evaluation program. If there is a 24-month lapse in furnishing services, the individual must complete another program.
2. The organization will provide performance reviews (at least annually) and inservice education to ensure competence of home health aides. The performance review will address each of the areas of the competency evaluation. The inservices will be provided by a qualified instructor and may occur while an aide is providing care to patients.

Definitions

Pseudo-patient: means a person trained to participate in role-play situation, or a computer-based mannequin device.

Note: A pseudo-patient must be capable of responding to and interacting with the home health aide trainee, and must demonstrate the general characteristic to the primary patient population served by the HHA in key areas such as age, frailty, functional status and cognitive stats.

Simulation: means a training and assessment technique that mimics the reality of the homecare environment.

Note: This includes environmental distractions and constraints that evoke or replicate substantial aspects of the real world in a fully interactive fashion, in order to teach and assess proficiency in performing skills, and to promote decision making and critical thinking.

Criteria

1. A home health aide training program must include a minimum of 75 hours of a combination of classroom and supervised practical training. The training program must contain at least 16 hours of supervised practical training. Supervised practical training could occur in the course of providing care to patients as long as the trainee is accompanied by a registered nurse or licensed practical nurse/licensed vocational nurse who retains responsibility for the care being provided.

2. The home health aide training program must include each of the following subject areas (basic checklist):
 - A. Communication skills, including the ability to read, write, and verbally report clinical information to patients, representatives, and caregivers, as well as to other organization staff.
 - B. Observation, reporting, and documentation of patient status and care furnished.
 - C. Reading and recording temperature, pulse and respiration.
 - D. Basic infection prevention and control procedures.
 - E. Basic elements of body function and changes in body function that must be reported to an aide's Clinical Supervisor.
 - F. Maintenance of a clean, safe, and healthy environment.
 - G. Recognizing emergencies and knowledge of instituting emergency procedures and their application.
 - H. The physical, emotional, and developmental characteristics of the populations served by the organization, including the need for respect for the patient, his/her privacy, and property.
 - I. Appropriate and safe techniques in personal hygiene and grooming, including bed bath; sponge, tub or shower bath; hair shampooing in sink, tub and bed; nail and skin care; oral hygiene, toileting and elimination.
 - J. Safe transfer techniques and ambulation.
 - K. Normal range of motion and positioning.
 - L. Adequate nutrition and fluid intake.
 - M. Recognizing and reporting changes in skin condition, including pressure ulcers.
 - N. Any other tasks that Tennessee Quality Care may choose to have the home health aide perform under state law. The organization is responsible for training the aide for skills not covered in the basic checklist.
3. The supervisor or instructor must be a registered nurse and must evaluate by observing an aide's performance of the task with a patient or pseudo-patient to determine competency. The tasks that shall be observed include:
 - A. Communication skills, including the ability to read, write and verbally report clinical information to patients, caregivers and other hospice staff.
 - B. Reading and recording temperature, pulse and respiration

- C. Appropriate and safe techniques in performing personal hygiene and grooming tasks, including the following items:
 - 1. Bed bath
 - 2. Sponge, tub and shower bath
 - 3. Hair shampoo (sink, tub and bed)
 - 4. Nail and skin care
 - 5. Oral hygiene
 - 6. Toileting and elimination
- D. Safe transfer techniques and ambulation
- E. Normal range of motion
- 4. Instructors for home health aide training and competency evaluation programs may be registered nurses with two (2) years of nursing experience and at least one (1) year in home health care. Other skilled professionals may supplement the instruction as long as they function under the supervision of a qualified instructor (RN).
- 5. Documentation that the requirement relating to the training program and competency evaluation program has been met must include:
 - A. Description of the training/competency program, including qualifications of the instructor.
 - B. Documentation that confirms that competency was determined by direct observation and the results of those observations.
 - C. A record, which identifies skills taught and demonstrated during patient care, and those taught in a laboratory.
 - D. How additional skills beyond the basic skills are taught and tested if the admission policies and case-mix of patients require aides to assist medically complex patients.
- 6. A home health aide will not be considered competent in any task in which they are evaluated "Unsatisfactory." The aide must not perform that task without direct supervision. The aide may perform the task that was evaluated as unsatisfactory after retesting in that area and receiving a satisfactory evaluation. There is no limit on the number of times that an individual may be retested.

A home health aide will not be considered to have successfully passed a competency evaluation if he/she has an "Unsatisfactory" rating in more than one (1) of the required areas.

7. Tennessee Quality Care may offer a competency preparation program in lieu of the formal training program. This program, designed to prepare home health aides to pass the competency evaluation, will not be subject to the 75 hour requirement. Tennessee Quality Care may also offer a remedial program in areas where home health aides have been evaluated as "Unsatisfactory". After this program and retesting, if the home health aide is evaluated as "Satisfactory", they would be competent to perform the task. Documentation of all preparation and evaluation will be kept in the personnel file.

PROCEDURE

1. All home health aides will complete written or oral examination (or through observation of an aide with a patient or pseudo-patient during a simulation) in the following areas:
 - A. Observing and reporting, and documentation of patient status and the care or services furnished
 - B. Basic infection control procedures
 - C. Basic elements in body functioning and changes in body function that must be reported to an aide's supervisor
 - D. Maintenance of a clean, safe environment and healthy environment
 - E. Recognizing emergencies and initiating necessary emergency procedures
 - F. Physical, emotional and developmental needs of and ways to work with the populations served by the home health aide, including the need to respect the patient and their privacy and property.
 - G. Adequate nutrition and fluid intake
 - H. Any other task that the organization may choose to have the home health aide perform as permitted under state law.
2. When an employment offer is extended to the applicant, the organization will:
 - A. Review written/oral test with applicant
 - B. Obtain copy of competency testing, if done previously
 - C. Review skills checklist
 - D. If competency testing is required, determine training needs before competency testing is scheduled
 - E. Schedule orientation

- F. Schedule training/competency testing time
 - 1. The appropriate Clinical Supervisor will ensure completion of the manual skills evaluation on all home health aide personnel
 - 2. Areas evaluated as “Unsatisfactory” will be reviewed
 - 3. Practical training will be provided with supervision
 - 4. Competency skill will be re-evaluated
 - 5. Documentation will be made in personnel file
 - 6. For the purpose of the skills evaluation, a patient is defined as a live volunteer in a lab setting or an actual patient in a home
- 3. The home health aide competency evaluation program will be under the direction of the appropriate Clinical Supervisor.
 - A. Home health aide personnel files will be reviewed quarterly
 - B. All files must contain:
 - 1. Copy of competency training and/or evaluation
 - 2. Competency Orientation Skills Checklist (See “[Initial Competency Assessment Skills Checklist \(Sample for the Home Health Aide\)](#)” Addendum 3-002.D)
 - 3. Inservice records
 - 4. Annual performance reviews which will include:
 - a. On-site skills assessments for supervisory visits done every six (6) months
 - b. Updating of skills checklist
 - c. Compliance with inservice requirements
- 4. Tennessee Quality Care will complete a performance and competency evaluation for each home health aide at least once annually.

5. The organization will offer 12 hours of inservice training annually. Topics may include, but not be limited to:

Nutrition	1 hour
Personal Care & Hygiene	1 hour
Coping with Feelings	1 hour
Safe Mobility & Patient Transfer	1 hour
How to Monitor, Evaluate & Report on Patient Condition	1 hour
Standard Precautions	1 hour
Emergency Preparedness Plan	1 hour
Agency-specific subjects	3 hours
OSHA Bloodborne Pathogens	2 hours

Note: Many elements of this home health aide training program are appropriate for other home care aide personnel and other personal care providers.

SUPERVISION
Policy No. 1-007.1**PURPOSE**

To ensure that qualified personnel direct patient care and that supervision is available during all operating hours.

POLICY

All skilled nursing, students and other therapeutic services will be provided under the supervision or direction of a qualified Clinical Supervisor and/or designee.

The administrator or designated individual is available during all operating hours.

PROCEDURE

1. A registered nurse is available on the premises or by telephone/electronic paging 24 hours a day.
2. The Clinical Supervisor or designee will be available for consultation 24 hours a day via an electronic paging system. The process for contacting the designated Clinical Supervisor will be reviewed during staff orientation.
3. A registered nurse (or therapist, when appropriate) will be available whenever home health aide services are provided. Home health aide services will be supervised every fourteen (14) days.
4. A Clinical Supervisor at least once per year will observe all clinicians in the home.
5. A summary of the field supervisory visits will be documented utilizing an observation tool. The results will be shared with the clinician. A copy will be retained in the personnel file.
6. If services are contracted from another organization, the organization will be expected to comply with the organization's staff supervision policies.
7. Supervision of patients who are not patients of the organization and whose services are provided through a contract with another organization will be in accordance with the contracting organization's plan of care and contract.
8. Tennessee Quality Care verifies that supervisory staff understand and have the clinical and supervisory experience in all the care, treatment and services that they are required to supervise. Tennessee Quality Care verifies that supervisory staff understand the staff responsibilities associated with the level of care provided by the staff they supervise. When a Clinical Supervisor does not have experience related to the clinical specialty area, he/she will consult with the Clinical Director, Executive Director/Administrator or an appropriate supervisory consultant to provide the supervision.

COMPETENCY ASSESSMENT
Policy No. 1-008.1**PURPOSE**

To outline the process of assessing staff competence.

POLICY

The competence of all organization staff (employed, contract, or volunteer) will be assessed during orientation, during the probationary period, periodically throughout the course of the year, when job responsibilities or duties change and during the annual performance evaluation. Educational activities will be based, in part, on the outcomes of the competency evaluation.

PROCEDURE***Orientation and Probationary Period***

1. As part of the orientation process, a preceptor/Clinical/assigned Supervisor will be assigned to each new person.
2. Using a Competency Skills Performance Checklist, and the Orientation Checklist, the preceptor/Clinical/assigned Supervisor will observe the new personnel performing the required skills and activities.
3. Upon completion of the checklists, the new staff will end initial orientation.

Ongoing Assessments

1. Competency assessments will be completed at least one (1) time per year. Additional competencies may be required for performance issues, new technology, or other appropriate indications.
2. Using a Competency Skills Performance Checklist, the Supervisor will evaluate the competence in performing and rendering care according to organization policies and standards of practice. When there is no qualified individual available to perform competencies for comparable care, treatment and services, the organization may utilize qualified staff from other organizations or consult the appropriate professional organization for guidelines to assess competence.
3. Clinical staff will make a joint visit with a Clinical Supervisor annually for direct observation assessment.
4. Based on the identified clinical needs during reviews, the inservice education plan will incorporate training on issues where trends and patterns are identified for all staff.

5. Isolated episodes relating to individual performance will be addressed on an individual basis. Actions may include one-on-one counseling and/or mentoring, reviewing resource information, inservice training or continuing education.
6. In addition to the continuous review of personnel competence, the following measures will be monitored and trended for use in improving staff performance:
 - A. Personnel injuries
 - B. Incidents relating to both patients and personnel
 - C. Infections among patients and personnel
 - D. Patient complaints
 - E. Personnel complaints
 - F. Personnel opinion surveys
 - G. Patient satisfaction surveys

Annual Performance Evaluation

1. During the annual performance evaluation, staff's competence in performing specified activities will be evaluated.
2. Staff will be asked to demonstrate their core competencies in specific areas relating to their job description and functions and needs of the populations served (i.e., home health aides demonstrate skills for ADLs, bathing, toileting, etc.; nurses performing Infusion Therapy demonstrate skills for venipuncture, accessing ports; medical word processors demonstrate skill for word processing.)
3. Improving skills for competency will be part of the annual performance evaluation and performance plans for the next year, as well as establishing individual goals for personal/professional growth and development.

COMPETENCY PATTERNS AND TRENDS
Policy No. 1-009.1**PURPOSE**

To outline the process of improving staff competence.

POLICY

The organization will use competency assessment findings or data from performance improvement activities to identify opportunities for staff to improve competencies. Appropriate actions will be taken to improve the individual's competence.

PROCEDURE

1. Individual competence assessment findings and data from performance improvement activities will be continuously collected and analyzed to target areas for the improvement of personnel competence.
2. Data on individual competence and performance improvement activities may include, but not be limited to:
 - A. Incident reports (See policy "Incident Reporting" in the Administration manual for the breakdown of areas)
 - B. Patient infections
 - C. Organization personnel infections
 - D. Safety and environment hazards
 - E. Unsafe practices
 - F. Complaints
 - G. Patient satisfaction surveys
 - H. Joint visit reports/supervisory visits
 - I. Personnel needs assessment surveys
3. The above information will be analyzed for trends and patterns, which may be addressed through education, training and/or other teaching methods.

STAFFING AND SCHEDULING**Policy No. 2-031.1****PURPOSE**

To ensure continuity of care for all patients while receiving home health services.

To define the organization's expectation for communication between clinicians and the office.

POLICY

Continuity of care is fostered by assigning consistent personnel to the patient whenever possible. This includes limiting the number of identified organization personnel, whenever possible, who are caring for the patient. The exception is for on-call visits, weekend, and holiday coverage.

Clinicians will contact the office daily to confirm their schedules and caseload, and to receive reports on patients.

PROCEDURE

1. The Clinical Services Manager will review the patient census and staffing levels on a daily basis and will make patient assignments which consider:
 - A. Geographic area
 - B. Patient needs and skills required
 - C. The skill, education, training, and availability of personnel
 - D. Language and communication requirements
 - E. Patient acuity
 - F. Patient load
 - G. Previous organization personnel assigned to case
 - H. Patient request for personnel
2. The Clinical Services Manager will consult the Clinical Director or Executive Director/Area Vice President regarding any daily staffing issues that cannot be resolved.
3. Clinicians will contact the office daily to:
 - A. Confirm their schedule for the day

- B. Receive any necessary reports on patient to be visited
 - C. Confirm caseload with Clinical Services Manager or designee
4. Clinicians will communicate with the office to verify that all planned visits for the day were made, to report availability for visits the next day, and to receive reports on admission or changes for the next day's schedule.
 5. Clinicians cannot alter the schedule for assignment of cases without the prior approval of Clinical Services Manager or designee. The clinician should alert the Clinical Services Manager of any requests.
 6. If an emergency arises or if any organization personnel are ill and it is impossible to fulfill their obligations, it is mandatory that the organization personnel contact the organization as soon as possible to report the absence.

ON-CALL/WEEKEND STAFFING**Policy No. 2-032.1****PURPOSE**

To define the on-call system for assuring 24-hour coverage of services.

POLICY

Patient care needs are the highest priority; therefore, weekend and evening staffing will be scheduled accordingly. Clinical personnel are expected to perform visits on an as-needed basis, including weekends and holidays.

There will be on-call staff available after office hours Monday through Friday, and 24 hours a day on weekends and holidays. Staff on-call will be:

1. Administrative call by a Senior Management staff member
2. Clinical call by a registered nurse (all registered nurses will participate in an on-call rotation)

PROCEDURE

1. On admission, each patient will be made aware of the organization's 24-hour availability.
2. The on-call schedule will be developed on a monthly basis by the Clinical Services manager or designee. The schedule will be forwarded to the answering service and on-call staff.
3. The on-call staff can be reached by calling the home health number. After hours, this number will be forwarded to a professional answering service.
4. The on-call nurse will be issued a pager and/or a cellular phone to allow for mobility.
5. Reports will be given to the on-call nurse daily Monday through Friday. Supplies and records will be available to the on-call staff through direct access to the office.
6. Clinical staff must respond to a page within 15 minutes and be able to reach a patient within one (1) hour. (There may be rare exceptions, depending on how far away the patient lives and if the staff member is with another patient at the time of the page.)
7. In the event the patient has an emergency need, the on-call staff member will call 911 on behalf of the patient and report to the patient's home immediately, as appropriate.
8. The on-call nurse will report his/her evening and/or weekend patient care activities to the Clinical Director on the next business day.

9. All on-call activities concerning a patient will be documented on the on-call communication form. If an on-call visit is necessary, the activities of the visit will be documented in the clinical note.

RECRUITMENT, RETENTION, DEVELOPMENT, AND CONTINUING EDUCATION

Policy No. 4-012.1

PURPOSE

To outline guidelines for the recruitment, retention, development and continuing education of organization personnel.

POLICY

The Governing Body, through the Executive Director/Area Vice President and senior management, will provide for the needs of its patients by attracting and retaining the number and type of qualified, competent organization personnel needed to provide safe and effective care. The Governing Body accepts the responsibility and duty to provide good physical working conditions to maintain and pursue personnel practices that are consistent with the welfare of personnel.

PROCEDURE

1. Senior management will address the issues of recruitment and retention, development and continuing education of organization personnel. Factors that will be considered include, but will not be limited to:
 - A. The organization's mission and philosophy, as well as values and vision
 - B. The organization's strategic and business plan, including any new care programs and staffing needs
 - C. The degree and complexity of care required by patients
 - D. Technology used while providing care in the home
 - E. Identified learning needs of organization personnel, obtained through supervisory visits, questionnaires, performance improvement results, incident reports, etc.
 - F. Mechanisms for recognizing the expertise and performance of organization personnel, including a formal recognition program, memos, biannual organization-wide meetings, etc.
 - G. Issues identified or stated by organization personnel that influence their decision to continue employment, through opinion surveys and other methods
2. The Clinical Services Manager, in conjunction with the Executive Director/Area Vice President, will develop an overall plan for the recruitment, retention, development and continuing education of organization personnel, both clinical and support services.

3. The plan will be evaluated as part of the organization's annual evaluation and may include such measures as:
 - A. Turnover rate
 - B. Percentage of unfilled positions
 - C. Length of time for unfilled positions
 - D. Percentage of exit interviews conducted

IMPROVING ORGANIZATIONAL PERFORMANCE**Policy No. 4-015.1****PURPOSE**

To establish a performance improvement framework, which integrates activities to improve organization performance, manage change, improve patient safety, improve quality of care, treatment or services and reduce the risks for acquisition and transmission of infections.

To improve organizational performance by focusing on high risk, high volume, and problem-prone areas.

POLICY

Senior management, as delegated and approved by the Governing Body, will carry the responsibility: to guide the organization's efforts in improving organizational performance in governance, management, clinical and support activities; to define expectations and priorities of the performance improvement activities; to define the frequency and detail of data collection and to generate the plan and processes the organization will utilize to assess, improve and maintain quality and safety of care and service.

All personnel will be active participants in the organization's performance improvement activities.

PROCEDURE

1. The Governing Body will review the QAPI plan and update it to reflect any changes in strategic priorities and in response to any changes in the internal or external environment.
2. Senior management will:
 - A. Participate in educational activities to increase their level of understanding and ability to implement performance improvement activities. The educational activities may include seminars, consultations, readings, periodicals, benchmarking, and review of available information from other organizations regarding the occurrence of sentinel events to reduce the risk of similar sentinel events within the organization.
 - B. Set expectations for performance improvement, set priorities and frequency of data collection and manage processes to improve organization performance.
 - C. Focus on high risk, high volume, and problem-prone areas. Consider incidence, prevalence, and severity of problems in those areas and lead to an immediate correction of any identified problem that directly or potentially threaten the health and safety of patients.

Note: Examples of areas of risk include blood-borne infections, wound care, undetected urinary tract infections, oxygen-related fires, and patient handoff to or from the home care organization.

- D. Adopt a scientific, problem-solving approach to performance improvement. The scientific, problem-solving approach will include, minimally:
1. Planning for performance improvement with integration of information from other relevant activities
 - a. Risk management
 - b. Utilization management
 - c. Patient outcomes
 1. Improved outcomes
 2. Hospital admissions
 3. Hospital readmissions
 4. Use of emergent care services
 - d. Quality control
 - e. Infection control surveillance
 - f. Patient safety program
 - g. Other high risk, high volume and problem prone areas when identified by data collection
 2. Setting priorities for improvement and adjusting priorities in response to unusual or urgent events
 3. Systematic assessment of performance through comparison of organizational performance:
 - a. Internally over time
 - b. To the performance of similar process in other organizations
 - c. To external sources of information
 4. Implementing improvement on the basis of assessment and comparison data
 5. Maintaining achieved improvements
 6. Identifying and establishing activities to measure patient outcomes

- E. Ensure that new or modified services or processes are designed well and incorporate:
 - 1. Needs and expectations of patients, staff, and others
 - 2. Information about potential risks to patients, when available
 - 3. Current knowledge, when available and relevant
 - 4. Testing and analysis to determine whether design or redesign is an improvement
- F. Ensure that the organization adheres to the Joint Commission's published guidelines for describing information in its Quality Report.
- G. Ensure that the organization adheres to the CMS Conditions of Participation for Quality Assessment and Performance Improvement (QAPI) standards.
- H. Ensure that performance improvement projects are conducted that reflect the following standards:
 - 1. The number and scope of distinct improvement projects conducted annually must reflect the scope, complexity, and past performance of the organization's services and operations.
 - 2. The organization must document the quality improvement projects undertaken, the reasons for conducting these projects, and the measurable progress achieved on these projects.
 - 3. That data collection frequency is sufficient to monitor performance improvement projects and high risk areas.
 - 4. The organization will collect data on the following areas at a frequency identified by policy:
 - a. Significant medication errors
 - b. Significant drug reactions
 - c. Patient perception of the quality and safety of care delivered by the organization
- I. Allocate resources for assessing, improving and communicating the organization's performance by:
 - 2. Assigning organization personnel to participate in performance improvement activities
 - 3. Providing adequate time for organization personnel to participate in performance improvement activities

Policy No. 4-015.4

4. Creating and maintaining information systems and data management processes to support collecting, managing and analyzing data to improve performance
 5. Utilizing appropriate statistical techniques to analyze and display data
 - a. Statistical facts to include:
 1. Run charts that display summary comparison data
 2. Scatter diagrams
 3. Control charts that display variations and trends over time
 4. Histograms
 5. Pareto charts
 6. Cause-and-effect or fishbone diagrams
 7. Process flowcharts
 6. Provide organization personnel training in effective approaches and methods of assessment and improvement
 7. Assessing the adequacy of human, information, physical, and financial resources allocated to support performance improvement and patient safety
 8. Communication of processes that foster the safety and quality of patient care to patients, staff and the community
 - J. Analyze and assess the effectiveness of their contributions to improving organization performance, including review of leadership performance against pre-established, objective process criteria. The senior management, also, measure and assess the performance improvement and safety improvement activities.
3. Senior management will ensure that an integrated patient safety program is implemented throughout the organization by:
 - A. Assigning qualified individual(s) or an interdisciplinary group to manage the program
 - B. Defining the scope of the program's oversight
 - C. Establishing procedures for immediate response to system or process failures, and the internal and external reporting of such failures
 - D. Defining responses to various types of unanticipated adverse events and a process for conducting proactive risk assessment/risk reduction activities
 - E. Report, at least annually, to the Governing Body on system or process failures and actions taken to improve safety (both proactively and in response to actual occurrence)

4. Senior management will ensure that the infection control program is an integral part of the organization's safety and performance improvement program by:
 - A. Participating in the design and implementation of the infection control program including the annual influenza vaccination program
 1. Sets incremental influenza vaccination goals
 2. Tracks vaccination rates of staff. (See "[Methodology Used to Determine Influenza Vaccination Rates](#)" Addendum 4-015.B)
 3. Annually evaluates reasons given for declining the influenza vaccine
 4. Provides influenza vaccination data annually
 - B. Participating in educational activities to increase their knowledge
 - C. Establishing a process for ongoing assessment of the risks for acquisition and transmission of infectious agents
 1. Sets goals for improving compliance with hand hygiene guidelines
 - D. Establishing a process for at least annual review of the infection control program
5. All other organization personnel will:
 - A. Be involved in performance improvement activities
 - B. Promote communication and coordination of performance improvement activities, as well as contribute to those activities
 - C. Forward relevant information regarding performance improvement activities to senior management and to the Performance Improvement Coordinator
 - D. Take action on recommendations generated through performance improvement activities, as outlined in the organization's written performance improvement plan and as recommended in the Joint Commission's Sentinel Event Alerts and National Patient Safety Goals, based on care and service provided by the organization

LICENSURE/CERTIFICATION/REGISTRATION
Policy No. 1-005.1**PURPOSE**

To ensure that staff qualifications are consistent with job responsibilities.

POLICY

All organization staff will be properly licensed, certified, registered and/or trained to meet specific job requirements.

PROCEDURE

1. Personnel must maintain and show proof of licensure, certification, and/or registration at time of hire and upon expiration of the credentials.
2. When current licensure, certification or registrations are required by law or regulation to practice a profession, the organization verifies these credentials with the primary source at the time of hire and the time credentials are renewed. It is acceptable to verify with the primary source or their designated agency via a secure electronic communication or by telephone if this process is documented.
3. If the organization uses a credentials verification organization (CVO) to obtain information, a process must be in place to ensure timeliness, accuracy and completeness of the information.
4. Staff must comply with requirements to maintain such licensure, certification, and/or registration in accordance with applicable state law and regulation.
5. A current copy or other proof of licensure, certification, and/or registration will be kept in the personnel file.
6. Staff not requiring specific licensure, certification, and/or registration will demonstrate competency through the organization's competency evaluation process.
7. Any employees who fail to maintain a required license, certification or registration will be subject to suspension or termination.

CLASSIFIEDS

3. FOR RENT OR LEASE

For Rent: One bedroom apartments in Hartsville. Utilities included. Call 374-2807. 6-15-1f

2 BR, 1 bath apt on Carmack Ave. 1 yr lease, background ck, security deposit required. \$60 non refundable appl. fee per person. No pets. 615.390.1015.

16. Auctions

Auction - Dale's Towing and Recovery. 158 Ashley Avenue - Carthage TN 37030. February 23rd 2024 10 AM. 2003 Saturn SL1 1G8AG52F33Z202047. 2-8-1tpd

Statewide Classifieds

Auctions
GET THE WORD OUT about your next auction! Save Time & \$\$\$! One Call For All. Your ad can appear in this newspaper + 98 other TN newspapers. For more info, contact this newspaper's classified dept. or call 931-624-8916. (TNScan)

Business Opportunity
Are you a snack food distributor? Add Buffalo Bills Beef Jerky to your product line. No fees, account protection, over 100 items. Call Pat 717-273-7499 (TNScan)

Cable / Satellite TV / Wireless
Choose EarthLink Fiber Internet for speeds up to 5 Gigs, no data caps, no throttling. Prices

All real estate advertised herein is subject to the Federal Fair Housing Act and the Tennessee Human Rights Act, which make it illegal to advertise "any preference, limitation, or discrimination because of race, color, religion, sex, handicap, familial status, or national origin, or intention to make any such preference, limitation, or discrimination."
We will not knowingly accept any advertising for real estate which is in violation of the law. All persons are hereby informed that all dwellings advertised are available on an equal opportunity basis.

NOW HIRING

Smith County Soil and Water Conservation District is now accepting applications for a secretary

Part-time, 20 hours/week, pays \$10.28/hour, computer experience necessary, and background check required. Job description available

Deadline to apply is **February 29, 2024.**

Resumes may be dropped off and applications accepted at 125 Gordonsville Hwy, Suite 400, Carthage, TN 37030 or mailed to Smith County SWCD.

Serious inquiries only

OFFICE POSITION AVAILABLE

South Side Utility District has an office position available immediately.

High school diploma with proficient computer skills necessary and **four years** of experience in accounting.

Must have good customer service skills. Compensation package includes individual health insurance benefits.

Job description is available at the office located at **251 JMZ Drive Gordonsville TN.**

Please forward resume to ssud@dtccom.net no later than **February 9, 2024.**

SOUTH SIDE UTILITY DISTRICT IS AN EQUAL OPPORTUNITY EMPLOYER AND PROVIDER.

NOTIFICATION OF INTENT TO APPLY FOR A CERTIFICATE OF NEED

This is to provide official notice to the Health Facilities Commission and all interested parties, in accordance with T.C.A. §68-11-1601 et seq., and the Rules of the Health Facilities Commission, that Tennessee Valley Home Care, LLC, d/b/a Tennessee Quality Care - Home Health, a/an proposed home care organization owned by American Home Care, LLC with an ownership type of Limited Liability Company and to be managed by itself intends to file an application for a Certificate of Need for the establishment of a home care organization and the initiation of home health services in a 21-county service area that includes: Cheatham, Clay, Cumberland, Davidson, DeKalb, Fentress, Jackson, Macon, Maury, Montgomery, Overton, Pickett, Putnam, Robertson, Rutherford, Smith, Sumner, Trousdale, White, Williamson and Wilson Counties. Upon approval of this project, these 21 counties will be removed from the 51-county licensed service area of Tennessee Valley Home Care, LLC, d/b/a Tennessee Quality Care - Home Health (License No. 221), an existing home care organization located at 580 Tennessee Avenue, North, Parsons, Decatur County, Tennessee that is also owned by American Home Care, LLC. The address of the project will be 95 Signature Place, Lebanon, Wilson County, Tennessee, 37087. The estimated project cost will be \$735,500.

The anticipated date of filing the application is 03/01/2024.

The contact person for this project is Mr. Jeff Stofko who may be reached at Ascendent Healthcare Advisors, Inc. - 1335 Environ Way, Chapel Hill, North Carolina, 27517 - Contact No. 919-403-3300.

The published Letter of Intent must contain the following statement pursuant to T.C.A. §68-11-1607 (c)(1). (A) Any healthcare institution wishing to oppose a Certificate of Need application must file a written notice with the Health Facilities Commission no later than fifteen (15) days before the regularly scheduled Health Facilities Commission meeting at which the application is originally scheduled; and (B) Any other person wishing to oppose the application may file a written objection with the Health Facilities Commission at or prior to the consideration of the application by the Commission, or may appear in person to express opposition. Written notice of opposition may be sent to: Health Facilities Commission, Andrew Jackson Building, 9th Floor, 502 Deaderick Street, Nashville, TN 37243 or email at hdsd.staff@tn.gov.

starting at \$54.95. Plus, a \$100 gift card when you make the switch. Call 1-855-481-3340 (TNScan)

DIRECTV Sports Pack 3 Months on Us! Watch pro and college sports LIVE. Plus over 40 regional and specialty networks included. NFL, College Football, MLB, NBA, NHL, Golf and more. Some restrictions apply. Call DIRECTV 1-844-230-4803 (TNScan)

Health / Beauty
HEARING AIDS!! High-quality rechargeable, powerful Audien hearing aids priced 90% less than competitors. Tiny and NEARLY INVISIBLE! 45-day money back guarantee! 844-357-2986 (TNScan)

DIAGNOSED WITH LUNG CANCER? You may qualify for a substantial cash award - even with smoking history. NO obligation! We've recovered millions. Let us help! Call 247.855-750-2678 (TNScan)

VIAGRA and CIALIS USERS! A cheaper alternative to high drugstore prices! 50 Pill Special - Only \$99! 100% guaranteed. CALL NOW: 866-974-1464 (TNScan)

DENTAL INSURANCE from Physicians Mutual Insurance Company. Coverage for 400 plus procedures. Real dental insurance - NOT just a discount plan. Do not wait! Call now! Get your FREE Dental Information Kit with all the details! 1-844-278-8285 [#6258](http://www.dental50plus.com/tnpress) (TNScan)

Help Wanted
RECRUITING HEADACHES? WE CAN HELP! Advertise your job opening in this newspaper + 98 newspapers across the state - One Call/Email for All! Contact our classified dept. or email bnosats@tnpress.com (TNScan)

Home Improvement
Prepare for power outages today with a Generac Home Standby Generator. Act now to receive a FREE 7-Year warranty with qualifying purchase. Call 1-888-869-5542 today to schedule a free quote. It's not just a generator. It's a power move. (TNScan)

Services
Become a Published Author. We want to Read Your Book! Dorrance Publishing. Trusted by Authors Since 1920 Book manuscript submissions currently being reviewed. Comprehensive Services: Consultation, Production, Promotion and Distribution Call for Your Free Author's Guide 1-844-923-3666 or visit dorranceinfo.com/tnpress (TNScan)

Wanted
TOP CASH PAID FOR OLD GUITARS! 1920-1980 Gibson, Martin, Fender, Gretsch, Epiphone, Guild, Mosrite, Rickenbacker, Prairie State, D'Angelico, Stromberg. And Gibson Mandolins / Banjos. 866-846-4260 (TNScan) Advertise Throughout Tennessee

YOUR LOW-COST ADVERTISING Solution! One call & your 25-word ad will appear in 99 Tennessee newspapers for \$275/wk or 46 Middle TN newspapers for \$120/wk. Call this newspaper's classified advertising dept. or go to www.tnpress.com/newspaper-networks (TNScan)

I, Brad England, have this 2005 Chry with this VIN#1C3AN69L15X029676 in my possession. If you have information on this vehicle, please contact me at 405-779-8439.



CAREER OPPORTUNITY

Technical Support Representative

General Summary:

Twin Lakes Communications is seeking an energetic, customer-oriented individual for a full-time Technical Support Representative position to provide help desk support to our valued customers. This position provides the first level technical support in a collaborative work environment. This position will work directly with customers to provide technical support and problem resolution using various means of communication such as phone calls, e-mail, and chat. This is a call center environment requiring professional level customer service. Technical Support Representatives may be required to work evenings, weekends, holidays, and to be on-call as scheduled.

Functions of the Position*:

- Provide technical assistance to answer questions or resolve problems using various communication methods.
- Assist with installation and testing of customer premise equipment using various communication methods.
- Utilizes team collaboration, diagnostic tools, service aids, and product schematics in assessing and resolving customer issues.
- Monitors Network Management Systems to proactively identify and resolve network issues.
- Performs all record keeping functions as directed.

*Functions and abilities listed are not all inclusive of the job description.

Qualifications and Requirements:

- Must possess a High School diploma or equivalent. Candidates possessing IT certifications and technical support experience are preferred.
- Possess comprehensive knowledge of personal computer uses and basic IT concepts.
- Proficient in using and supporting common IT related systems, including various versions of Microsoft Windows, Office, macOS, mobile devices, networking components, remote access software, and antivirus software.
- Ability to work days, evenings, weekends, holidays, and to be on-call as scheduled.
- Must be an adaptive problem solver with well-balanced technical experience.
- Must possess strong oral/written communication.
- Must be a team player within the organization.

Job Location:

Livingston, Tennessee

Applications for this position must be submitted on the Twin Lakes website at <https://twinlakes.workable.com>. Questions can be directed to careers@twinlakes.net.

Online applications and resumes will be accepted until February 16, 2024.

Twin Lakes is an Equal Opportunity Provider and Employer.

NOTICE OF ELECTION SALES AND USE TAX REFERENDUM South Carthage, Tennessee MARCH 5, 2024

Notice is hereby given that a Sales and Use Tax Referendum will be held on March 5, 2024, pursuant to an ordinance passed by the legislative body of South Carthage on Second Reading on November 2, 2023, and submitted to the Smith County Election Commission. Registered voters living within the city limits of South Carthage will have the option to vote "FOR" or "AGAINST" the referendum.

ORDINANCE NO. 23-433

AN ORDINANCE Calling for a Referendum on the Proposition to Increase the Local Option Sales Tax Rate

WHEREAS, Tennessee Code Annotated allows additional sales tax to be levied on local sales; and

WHEREAS, the current local option sales tax rate is 2.00%; and

WHEREAS, pursuant to authorization contained in T.C.A. 67-6-701, et seq. the Local Option Revenue Act, municipalities may, upon approval of a majority of its citizens voting on the issue, levy a local option sales and use tax at a rate not to exceed 2.75%; and

WHEREAS, a sales tax is deemed more desirable over an increase in property tax;

NOW THEREFORE, BE IT ORDAINED by the Board of Mayor and Aldermen of the Town of South Carthage, Tennessee that:

SECTION 1. Subject to the referendum required by the Local Option Revenue Act, the local sales and use tax is hereby increased from 2.00% to 2.75%.

SECTION 2. The Smith County Election Commission is hereby requested to hold a referendum on whether to increase the local option sales tax as described in Section 1 above, as required by law. A certified copy of this ordinance shall be transmitted to the Tennessee Department of Revenue and the Smith County Election Commission. The County Election

Commission is requested that an election be held at the earliest date possible and practicable; and in which the following question be placed: Shall Ordinance No. 23-433, which increases the City's sales tax from 2.00% to 2.75%, except where the sales tax is limited or modified by state statute, be approved? For the Ordinance () Against the Ordinance ()

SECTION 3. If a majority of those voting in the election, required by Tennessee Code Annotated Section 67-6-706 vote for the ordinance, collection of the tax levied by this ordinance shall begin on the first day of a month occurring thirty (30) days after the county election commission certifies its official canvass of the election returns.

SECTION 4. The Department of Revenue of the state of Tennessee shall collect the additional tax imposed by this ordinance concurrent with the collection of the state tax and the local tax being collected for the Town of South Carthage, in accordance with rules and regulations promulgated by the Department.

SECTION 5. The Town Mayor is authorized to contract with the Department of Revenue for the collection of the additional tax imposed by this ordinance, and to provide in the contract that the department may deduct from the tax collected a reasonable amount or percentage as provided by statute to cover the expense of the administration and collection of the tax as provided for in Tennessee Code Annotated, Section 67-6-710.

SECTION 6. In the event the tax is collected by the Department of Revenue, suits for the recovery of any tax illegally assessed or collected shall be brought against the state commissioner of revenue and the Town Mayor

SECTION 7. A certified copy of this ordinance shall be transmitted to the Department of Revenue and the Smith County Election Commission by the City Recorder forthwith and shall be published one time in a local newspaper of general circulation prior to the election referred to in Section 2 hereof.

SMITH COUNTY ELECTION COMMISSION

122 Turner High Circle, Suite 105, Carthage, TN 37030

Phone 615-735-8241

Website: www.smithcountyelection.com

Office Hours: Monday - Friday 8 am to 4 pm

Wesley Rigsby, Chairman • Anne Waggoner, Secretary
Rob Goodrow • Steve Willbur • Daniel Hawthorne, Commissioners
Yvonne Gibbs, Administrator of Elections

DELINQUENT PROPERTY TAX SALE NOTICE IN THE CHANCERY COURT OF SMITH COUNTY AT CARTHAGE, TENNESSEE

Smith County Government vs. Delinquent Taxpayers as shown on the 2020 Real Property Delinquent Tax Records of Smith County, Tennessee, File No. 8559

Pursuant to a Decree, entered in the above styled cause on December 15, 2023, of the Chancery Court of Smith County, Tennessee, the following properties will be sold, for failure to pay Delinquent Taxes, at the **Smith County Courts Facility, 322 Justice Drive, Carthage, TN 37030, 23rd day of February, 2024 at 10:00 a.m.** Terms of the Sale will be cash or good check to the highest and best bidder. The Clerk and Master gives no guarantees or warranties on the property bid on. All properties are subject to the statutory right of redemption. Interested buyers should make an independent inquiry regarding the description of the premises and condition of title prior to sale.

DELINQUENT COUNTY TAXES

Name	Address	Dist-Map-Parcel	Deed/Page	Tax Years	Feb. Cost
Michael Christian etux Dorothy	Gladdice Rd, Pleasant Shade, TN 37145	05-015-012.04	136/568	17, 18, 19, 20, 21, 22, 23	\$1,178.40
Michael P. Cremer	25 Little Creek Rd, Pleasant Shade, TN 37145	06-012-019.00	231/58	14, 15, 16, 17, 18, 19, 20, 21, 22, 23	\$3,213.40
Renee R. Elliott etvir Kevin M.	677 Cookeville Hwy, Elmwood, TN 38560	16-071-012.05	158/302	14, 15, 16, 17, 18, 19, 20, 21, 22, 23	\$12,703.23
Shane Gregory etux Hazel	5 Smith Branch Cir, Carthage, TN 37030	03-32-006.01	111/473	13, 14, 15, 16, 17, 18, 19, 20, 21, 22, 23	\$3,043.94

The above amounts include delinquent taxes, interest, court costs and attorney fees. Any incurred court costs will be added the day of the sale.

This the 25th day of January, 2024.

Jessie Goad, Clerk and Master

Jeremiah Hassler, Delinquent Tax Attorney

For information, call Clerk and Master's office at 615-735-2092 or come by the office at 322 Justice Drive, Carthage, TN 37030. The office hours are Monday through Friday, 8:00 a.m. until 4:00 p.m.

Ball

Continued from PAGE 1

Red Boiling Springs, who are 2-5 with one game to play versus league-leading Pickett County.

With multiple conference games yet to be played, final seeding is yet to be determined. See next week's HORIZON for the District 7-A Tournament Digest, which will detail the postseason event and also announce regular-season conference awards.

Lady Dawgs take win streak to five

With a 51-45 win at Red Boiling Springs Monday night, the Lady Dawgs pushed their win streak to five games.

It began with a blowout of Gordonsville the week prior and continued with a 49-31 home victory over Clarkrange, which was followed by back-to-back wins at Gordonsville and Jellico.

The Clay County girls beat the Tigerettes 54-48 the second time around and dominated by a score of 75-36 at Jellico.

The play of seniors Halle Buford, who continues to be the team's leading scorer averaging 18.3 points per game, and Bella Ashlock have been crucial during the unbeaten stretch.

Buford has averaged 24 points in the last four wins, while Ashlock has upped her season average to double-digits (10 ppg.).

Senior Madison Hayes and junior Laci Wix also broke into double figures at least one time during the four-game stretch. Hayes added 10 in the win over Clarkrange and posted 14 at Jellico, while Wix scored 10 in the victory at Gordonsville.

At Red Boiling Springs, Buford and Ashlock combined for 25 of Clay County's 28 second-half points to help secure the six-

point win. Overall, they put up 40 points together in the contest, and the duo also replicated the total at Gordonsville.

Buford scored at least 20 points in all four games, with highs of 27 versus Jellico and 26 at Gordonsville, while Ashlock produced a 17-point, 10-rebound double-double at Red Boiling and scored 14 against the Tigerettes.

Dawgs' OT victory at RBS snaps skid

After dropping a pair of close ones on back-to-back nights, the Dawgs came out on the right end of a contentious overtime contest at Red Boiling Springs Monday night by a score of 70-68.

The victory, which stopped a two-game losing skid, came on the heels of an 82-80 Saturday loss at Jellico and a 51-50 defeat Friday night on the road at Gordonsville.

Against the Tigers, the Clay County boys fell on a last-second free throw, while they were beaten by a buzzer-beater at Jellico.

The painful experiences were then put in the rearview, as the Dawgs held on to beat their neighboring county rivals by two in the extra period.

The win, paired with a 64-56 home victory over Clarkrange last week, gave Clay County a split in their last four games.

Junior Nate Adams, who had big nights throughout the four-game stretch—including a career-high 33 points at Gordonsville, continues to pace his team in scoring with an average of 18.8 points per game.

In the last four, Adams has averaged 26.2 points per contest, while seniors Weston Birdwell and Wyatt Browning, along with junior Lance Burchett, have also posted double-figure outings.

Birdwell played well on both ends of the floor in the Red Boiling Springs win, where he recorded a

16-point, 10-rebound double-double, and Burchett dropped 20 points at Jellico.

Browning hit double-digits both against Clarkrange and Red Boiling Springs, while Burchett also scored 10 versus the Buffaloes and Birdwell added 12 at Jellico.

BOX SCORES

Lady Bulldogs: 8, 12, 8, 21—49
Clarkrange: 11, 6, 5, 9—31
LADY DAWGS (49)-Buford 20, Hayes 10, Ashlock 8, Laci Wix 4, Ella Eads 5, Baylor Walden 2.

Bulldogs: 17, 12, 25, 10—64
Clarkrange: 15, 12, 11, 18—56
DAWGS (64)-Nate Adams 26, Browning 12, Burchett 10, Andrew Smith 7, Birdwell 4, Tyler Westmoreland 3, Nolan Adams 2.

Lady Bulldogs: 16, 14, 8, 16—54
Gordonsville: 13, 12, 9, 14—48
LADY DAWGS (54)-Buford 26, Ashlock 14, Wix 10, Hayes 2, Eads 2.

Bulldogs: 14, 10, 17, 9—50
Gordonsville: 10, 17, 10, 14—51
DAWGS (50)-Nate Adams 33, Nolan Adams 4, Browning 4, Burchett 3, Westmoreland 3, Smith 3.

Lady Bulldogs: 27, 19, 22, 7—75
Jellico: 15, 13, 6, 2—36
LADY DAWGS (75)-Buford 27, Hayes 14, Avah Carr 9, Ashlock 8, Eads 4, Walden 3, Haylen Garrison 3, Natalie Smith 2, Kailey Brown 2, Jenna Thompson 2,

Wix 1.

Bulldogs: 19, 21, 14, 26—80
Jellico: 25, 17, 17, 23—82
DAWGS (80)-Nate Adams 26, Burchett 20, Birdwell 12, Nolan Adams 9, Browning 6, Westmoreland 5, Smith 2.

Lady Bulldogs: 11, 12, 12, 16—51
Red Boiling Springs: 10, 17, 8, 10—45
LADY DAWGS (51)-Buford 23, Ashlock 17, Eads 8, Kendall Matthews 3.

Bulldogs: 12, 18, 20, 10, 10—70
Red Boiling Springs: 13, 14, 13, 20, 8—68
DAWGS (70)-Nate Adams 20, Birdwell 16, Browning 10, Burchett 9, Westmoreland 8, Nolan Adams 6, Smith 1.

IN THE CHANCERY COURT FOR CLAY COUNTY, TENNESSEE

NOTICE TO CREDITORS

ESTATE OF EMILY DAVIS WEBER, Deceased - Case No. 2024-PR-2

Notice is hereby given that on the 30th day of January, 2024, Letters of Administration C.T.A. in respect of the estate of Emily Davis Weber, who died on September 29, 2023, were issued to the undersigned by the Chancery Court of Clay County, Tennessee.

All persons, resident and non-resident, having claims matured or unmatured against the Estate are required to file same with the Clerk of the above named court on or before the earlier of the dates prescribed in (1) or (2), otherwise their claims will be forever barred.

(1) (a) Four (4) months from the date of the first publication (or posting, as the case may be) of this notice if the creditor received an actual copy of this notice to creditors at least sixty (60) days before the date that is four (4) months from the date of the first publication (or posting);

(b) Sixty (60) days from the date the creditor received an actual copy of this notice to creditors if the creditor received the copy of the notice less than sixty (60) days prior to the date that is four (4) months from the date of first publication (or posting) as described in (1)(a); or

(2) Twelve (12) months from the decedent's date of death. This 30th day of January, 2024.

Hailey Davis Weber Ferguson, Personal Representative

James D. White, Jr., Attorney for Estate
P.O. Box 333 • Celina, TN 38551 • 931-243-3535

L. Rene' Davis, Clerk and Master
145 Cordell Hull Drive • Celina, TN 38551 • 931-243-3145

NOTIFICATION OF INTENT TO APPLY FOR A CERTIFICATE OF NEED

This is to provide official notice to the Health Facilities Commission and all interested parties, in accordance with T.C.A. §68-11-1601 et seq., and the Rules of the Health Facilities Commission, that Tennessee Valley Home Care, LLC, d/b/a Tennessee Quality Care – Home Health, a/n proposed home care organization owned by American Home Care, LLC with an ownership type of Limited Liability Company and to be managed by itself intends to file an application for a Certificate of Need for the establishment of a home care organization and the initiation of home health services in a 21-county service area that includes: Cheatham, Clay, Cumberland, Davidson, DeKalb, Fentress, Jackson, Macon, Maury, Montgomery, Overton, Pickett, Putnam, Robertson, Rutherford, Smith, Sumner, Trousdale, White, Williamson and Wilson Counties. Upon approval of this project, these 21 counties will be removed from the 51-county licensed service area of Tennessee Valley Home Care, LLC, d/b/a Tennessee Quality Care – Home Health (License No. 221), an existing home care organization located at 580 Tennessee Avenue, North, Parsons, Decatur County, Tennessee that is also owned by American Home Care, LLC. The address of the project will be 95 Signature Place, Lebanon, Wilson County, Tennessee, 37087. The estimated project cost will be \$735,500.

The anticipated date of filing the application is 03/01/2024.

The contact person for this project is Mr. Jeff Stolko who may be reached at Ascendant Healthcare Advisors, Inc. – 1335 Environ Way, Chapel Hill, North Carolina, 27517 – Contact No. 919-403-3300.

The published Letter of Intent must contain the following statement pursuant to T.C.A. §68-11-1607 (c)(1). (A) Any healthcare institution wishing to oppose a Certificate of Need application must file a written notice with the Health Facilities Commission no later than fifteen (15) days before the regularly scheduled Health Facilities Commission meeting at which the application is originally scheduled; and (B) Any other person wishing to oppose the application may file a written objection with the Health Facilities Commission at or prior to the consideration of the application by the Commission, or may appear in person to express opposition. Written notice of opposition may be sent to: Health Facilities Commission, Andrew Jackson Building, 9th Floor, 502 Denderick Street, Nashville, TN 37243 or email at hsd.a.staf@tn.gov.

Strawberry sale to benefit football team is underway

CELINA-The Clay County High School Bulldog football team's Strawberry Sale is underway and will continue through February 21.

Fresh strawberries can be preordered by

contacting any football player or coach.

Full flats and half flats are available and all proceeds go to benefit the program.

For more information, call the school at 931-243-2340.

IN THE CHANCERY COURT FOR CLAY COUNTY, TENNESSEE

NOTICE TO CREDITORS

ESTATE OF MALCOM STRONG, Deceased - Case No. 2024-PR-4

Notice is hereby given that on the 1st day of February, 2024, Letters Testamentary in respect of the estate of Malcom Strong, who died on December 11, 2023, were issued to the undersigned by the Chancery Court of Clay County, Tennessee.

All persons, resident and non-resident, having claims matured or unmatured against the Estate are required to file same with the Clerk of the above named court on or before the earlier of the dates prescribed in (1) or (2), otherwise their claims will be forever barred.

(1) (a) Four (4) months from the date of the first publication (or posting, as the case may be) of this notice if the creditor received an actual copy of this notice to creditors at least sixty (60) days before the date that is four (4) months from the date of the first publication (or posting);

(b) Sixty (60) days from the date the creditor received an actual copy of this notice to creditors if the creditor received the copy of the notice less than sixty (60) days prior to the date that is four (4) months from the date of first publication (or posting) as described in (1)(a); or

(2) Twelve (12) months from the decedents date of death. This 1st day of February, 2024.

Larry Denton, Personal Representative

James D. White, Jr., Attorney for Estate
P.O. Box 333 • Celina, TN 38551 • 931-243-3535

L. Rene' Davis, Clerk and Master
145 Cordell Hull Drive • Celina, TN 38551 • 931-243-3145

NEED ROCK?

BEST PRICES AROUND & QUICK DELIVERY!

CRUSHER RUN \$325

#57 \$375

2 Inch \$415

Prices above are 21 tons per load and includes delivery in Overton County. (Call for delivery price outside of Overton County).

931.445.4829

Jamestown, Tenn., Feb 5, 2024

Bass Berry + Sims

VS.

Notice of Intent

**In Account With
THE FENTRESS COURIER**

Date of Publication	Description	Rate
2-7		18400

PROOF OF PUBLICATION

Jennifer Ogletree, being duly sworn, says that she is the Editor of the Fentress Courier, a newspaper published weekly in Jamestown, Tennessee, and that the publication in the above case was published in said paper and posted to www.tnpublicnotice.com and www.fentresscourier.net websites.

for 1 consecutive weeks, on the dates mentioned above.

[Signature]

Sworn to before me this the 13 day of

February, 2024

Pam Dixon Notary Public

My commission expires February 27 2027



PUBLIC NOTICE

NOTIFICATION OF INTENT TO APPLY FOR A CERTIFICATE OF NEED

This is to provide official notice to the Health Facilities Commission and all interested parties, in accordance with T.C.A. §68-11-1601 et seq., and the Rules of the Health Facilities Commission, that **Tennessee Valley Home Care, LLC**, d/b/a Tennessee Quality Care – Home Health, a/an proposed home care organization owned by American Home Care, LLC with an ownership type of Limited Liability Company and to be managed by itself intends to file an application for a Certificate of Need for the establishment of a home care organization and the initiation of home health services in a 21-county service area that includes: Cheatham, Clay, Cumberland, Davidson, DeKalb, Fentress, Jackson, Macon, Maury, Montgomery, Overton, Pickett, Putnam, Robertson, Rutherford, Smith, Sumner, Trousdale, White, Williamson and Wilson Counties. Upon approval of this project, these 21 counties will be removed from the 51-county licensed service area of Tennessee Valley Home Care, LLC, d/b/a Tennessee Quality Care – Home Health (License No. 221), an existing home care organization located at 580 Tennessee Avenue, North, Parsons, Decatur County, Tennessee that is also owned by American Home Care, LLC. The address of the project will be 95 Signature Place, Lebanon, Wilson County, Tennessee, 37087. The estimated project cost will be \$735,500.

The anticipated date of filing the application is **03/01/2024**.

The contact person for this project is **Mr. Jeff Stofko** who may be reached at **Ascendent Healthcare Advisors, Inc. - 1335 Environ Way, Chapel Hill, North Carolina, 27517 – Contact No. 919-403-3300**.

The published Letter of Intent must contain the following statement pursuant to T.C.A. §68-11-1607 (c)(1). (A) Any healthcare institution wishing to oppose a Certificate of Need application must file a written notice with the Health Facilities Commission no later than fifteen (15) days before the regularly scheduled Health Facilities Commission meeting at which the application is originally scheduled; and (B) Any other person wishing to oppose the application may file a written objection with the Health Facilities Commission at or prior to the consideration of the application by the Commission, or may appear in person to express opposition. Written notice of opposition may be sent to: **Health Facilities Commission, Andrew Jackson Building, 9th Floor, 502 Deaderick Street, Nashville, TN 37243** or email at hsda.staff@tn.gov.

LOCALiQ

Oak Ridger
The Daily Herald

PO Box 631340 Cincinnati, OH 45263-1340

PROOF OF PUBLICATION

Laura Bilbrey
Laura Bilbrey
Bass Berry & Sims PLC
150 3Rd AVE S # 2800
Nashville TN 37201-2017

STATE OF TENNESSEE, COUNTY OF MAURY

The Daily Herald, a newspaper published in the City of Columbia, in said county and state, and that the publication of which the annexed slip is a true copy, was published in said newspaper in the issues dated:

02/08/2024

and that the fees charged are legal.

This legal notice was published online at www.columbiadailyherald.com and <http://www.publicnoticeads.com/TN/> during the duration of the run dates listed. This publication fully complies with Tennessee Code annotated 1-13-120.

Sworn to and subscribed before on 02/08/2024

Keegan Morans

Legal Clerk

Walter Kelly

Notary, State of WI, County of Brown

3/7/27

My commission expires

Publication Cost: \$167.44
Order No: 9824989 # of Copies: 1
Customer No: 1346497
PO #:

THIS IS NOT AN INVOICE!

Please do not use this form for payment remittance.

KAITLYN FELTY
Notary Public
State of Wisconsin

NOTIFICATION OF INTENT TO APPLY FOR A CERTIFICATE OF NEED

This is to provide official notice to the Health Facilities Commission and all interested parties, in accordance with T.C.A. §68-11-1601 et seq., and the Rules of the Health Facilities Commission, that Tennessee Valley Home Care, LLC, d/b/a Tennessee Quality Care – Home Health, a/an proposed home care organization owned by American Home Care, LLC with an ownership type of Limited Liability Company and to be managed by itself intends to file an application for a Certificate of Need for the establishment of a home care organization and the initiation of home health services in a 21-county service area that includes: Cheatham, Clay, Cumberland, Davidson, DeKalb, Fentress, Jackson, Macon, Maury, Montgomery, Overton, Pickett, Putnam, Robertson, Rutherford, Smith, Sumner, Trousdale, White, Williamson and Wilson Counties. Upon approval of this project, these 21 counties will be removed from the 51-county licensed service area of Tennessee Valley Home Care, LLC, d/b/a Tennessee Quality Care – Home Health (License No. 221), an existing home care organization located at 580 Tennessee Avenue, North, Parsons, Decatur County, Tennessee that is also owned by American Home Care, LLC. The address of the project will be 95 Signature Place, Lebanon, Wilson County, Tennessee, 37087. The estimated project cost will be \$735,500.

The anticipated date of filing the application is 03/01/2024.

The contact person for this project is Mr. Jeff Stofko who may be reached at Ascendant Healthcare Advisors, Inc. – 1335 Environ Way, Chapel Hill, North Carolina, 27517 – Contact No. 919-403-3300.

The published Letter of Intent must contain the following statement pursuant to T.C.A. §68-11-1607 (c)(1). (A) Any healthcare institution wishing to oppose a Certificate of Need application must file a written notice with the Health Facilities Commission no later than fifteen (15) days before the regularly scheduled Health Facilities Commission meeting at which the application is originally scheduled; and (B) Any other person wishing to oppose the application may file a written objection with the Health Facilities Commission at or prior to the consideration of the application by the Commission, or may appear in person to express opposition. Written notice of opposition may be sent to: Health Facilities Commission, Andrew Jackson Building, 9th Floor, 502 Deaderick Street, Nashville, TN 37243 or email at hsda.staff@tn.gov.

9824989

Hartsville Vidette

115 N. Castle Heights Ave.,
Ste. 206
Lebanon, TN 37087

Ad# 70889467

Bass, Berry & Sims
C/O Laura Bilbrey

150 Third Avenue South, Suite 2800

Chattanooga, TN 37201
Acct# 70078835

State of Tennessee
County of Trousdale ss

Joyce Taylor, in said county and state, being duly sworn, on her oath says that she is the Publisher of the Hartsville Vidette, a one-time weekly newspaper of general circulation published in Hartsville, and that the notice, a printed copy of which is hereto annexed, was published in said newspaper ONE (1) time which publication was made on


February 17, 2024

This legal notice was published online February 12, 2024 at www.lebanondemocrat.com/hartsville/ and www.publicnoticeads.com during the duration of the run dates listed.



-Publisher


Subscribed and sworn to before me this 17th day of February, 2024.



Notary Public, Putnam County
State of Tennessee

My commission expires 12/22/2026

AMOUNT DUE \$98.00



The Hartsville Vidette



Publication Name:
The Hartsville Vidette

Publication URL:

Publication City and State:
Hartsville, TN

Publication County:
Trousdale

Notice Popular Keyword Category:

Notice Keywords:

Notice Authentication Number:
202402150917283226409
1145529124

Notice URL:

[Back](#)

Notice Publish Date:
Monday, February 12, 2024

Notice Content

NOTIFICATION OF INTENT TO APPLY FOR A

CERTIFICATE OF NEED

This is to provide official notice to the Health Facilities Commission and all interested parties, in accordance with T.C.A. §68-11-1601 et seq., and the Rules of the Health Facilities Commission, that Tennessee Valley Home Care, LLC, d/b/a Tennessee Quality Care – Home Health, a/an proposed home care organization owned by American Home Care, LLC with an ownership type of Limited Liability Company and to be managed by itself intends to file an application for a Certificate of Need for the establishment of a home care organization and the initiation of home health services in a 21-county service area that includes: Cheatham, Clay, Cumberland, Davidson, DeKalb, Fentress, Jackson, Macon, Maury, Montgomery, Overton, Pickett, Putnam, Robertson, Rutherford, Smith, Sumner, Trousdale, White, Williamson and Wilson Counties. Upon approval of this project, these 21 counties will be removed from the 51-county licensed service area of Tennessee Valley Home Care, LLC, d/b/a Tennessee Quality Care – Home Health (License No. 221), an existing home care organization located at 580 Tennessee Avenue, North, Parsons, Decatur County, Tennessee that is also owned by American Home Care, LLC. The address of the project will be 95 Signature Place, Lebanon, Wilson County, Tennessee, 37087. The estimated project cost will be \$735,500.

The anticipated date of filing the application is 03/01/2024.

The contact person for this project is Mr. Jeff Stofko who may be reached at Ascendiant Healthcare Advisors, Inc. – 1335 Environ Way, Chapel Hill, North Carolina, 27517 – Contact No. 919-403-3300.

The published Letter of Intent must contain the following statement pursuant to T.C.A. §68-11-1607 (c)(1). (A) Any healthcare institution wishing to oppose a Certificate of Need application must file a written notice with the Health Facilities Commission no later than fifteen (15) days before the regularly scheduled Health Facilities Commission meeting at which the application is originally scheduled; and (B) Any other person wishing to oppose the application may file a written objection with the Health Facilities Commission at or prior to the consideration of the application by the Commission, or may appear in person to express opposition. Written notice of opposition may be sent to: Health

Facilities Commission, Andrew Jackson Building, 9th Floor, 502 Deaderick Street, Nashville, TN 37243 or email at hsda.staff@tn.gov.

[Back](#)

CALENDAR

FROM PAGE A6

to resume in May at Trey Park, located at 265 Marlene St. in Hartsville.

The market will be open on the second Saturday of the summer months, including May 11, June 8 and July 13.

For more information, contact Elizabeth Combs at 615-374-5110.

COMMUNITY HELP CENTER

The Community Help Center of Trousdale County — located at 120 East McMurry Blvd. in Hartsville — is providing food boxes each week, from 10 a.m. until 4 p.m., from Monday through Thursday. For more information, call 615-374-2904.

VETERANS OF FOREIGN WARS MEET, GREET AND EAT

The James Cato Veterans of Foreign Wars Post 4842 meets on the first Tuesday of every month, with a meet, greet,

and eat at 6 p.m., followed by a meeting at 7 p.m. at the VFW Post, located at 209 East Main St. in Hartsville.

All men and women who served and received combat pay or hostile fire pay are eligible to be a part of the VFW.

For more information, contact Joe Pinkoski at 615-626-3390.

MEETINGS

The Trousdale County Budget and Finance Committee will meet on Tuesday at 6 p.m. at the Hartsville-Trousdale County Community Center, located at 301 East Main St. in Hartsville.

The Trousdale County Commission will hold a work session on Tuesday at 7 p.m. at the Hartsville-Trousdale County Community Center, located at 301 East Main St. in Hartsville.

FRED A. VAUGHT MEMORIAL LIBRARY

Tuesday
10 a.m. — Story time
Thursday
10 a.m. — Story time

TROUSDALE COUNTY SENIOR CENTER

Tuesday
9 a.m. — Sail exercise
10 a.m. — Chair volleyball
11 a.m. — Painting
Wednesday
9 a.m. — Line dancing
10 a.m. — Painting

11 a.m. — Bible study
Noon — Bingo
Thursday
Noon — Potluck

FOR SALE
Hartsville Cemetery Plots
(Section 2)
\$500 each or all 3 for \$1250.
615-319-8986

NOTIFICATION OF INTENT TO APPLY FOR A CERTIFICATE OF NEED

This is to provide official notice to the Health Facilities Commission and all interested parties, in accordance with T.C.A. §68-11-1601 et seq., and the Rules of the Health Facilities Commission, that Tennessee Valley Home Care, LLC, d/b/a Tennessee Quality Care — Home Health, a/an proposed home care organization owned by American Home Care, LLC with an ownership type of Limited Liability Company and to be managed by itself intends to file an application for a Certificate of Need for the establishment of a home care organization and the initiation of home health services in a 21-county service area that includes: Cheatham, Clay, Cumberland, Davidson, DeKalb, Fentress, Jackson, Macon, Maury, Montgomery, Overton, Pickett, Putnam, Robertson, Rutherford, Smith, Sumner, Trousdale, White, Williamson and Wilson Counties. Upon approval of this project, these 21 counties will be removed from the 51-county licensed service area of Tennessee Valley Home Care, LLC, d/b/a Tennessee Quality Care — Home Health (License No. 221), an existing home care organization located at 580 Tennessee Avenue, North, Parsons, Decatur County, Tennessee that is also owned by American Home Care, LLC. The address of the project will be 95 Signature Place, Lebanon, Wilson County, Tennessee, 37087. The estimated project cost will be \$735,500.

The anticipated date of filing the application is 03/01/2024.

The contact person for this project is Mr. Jeff Stofko who may be reached at Ascendent Healthcare Advisors, Inc. — 1335 Environ Way, Chapel Hill, North Carolina, 27517 — Contact No. 919-403-3300.

The published Letter of Intent must contain the following statement pursuant to T.C.A. §68-11-1607 (c)(1). (A) Any healthcare institution wishing to oppose a Certificate of Need application must file a written notice with the Health Facilities Commission no later than fifteen (15) days before the regularly scheduled Health Facilities Commission meeting at which the application is originally scheduled; and (B) Any other person wishing to oppose the application may file a written objection with the Health Facilities Commission at or prior to the consideration of the application by the Commission, or may appear in person to express opposition. Written notice of opposition may be sent to: Health Facilities Commission, Andrew Jackson Building, 9th Floor, 502 Deaderick Street, Nashville, TN 37243 or email at hsdastaff@tn.gov.

2/17

Friday

9 a.m. — Sail exercise
10 a.m. — Tai Chi

Visit us online:
www.hartsvillevidette.com

The Hartsville Vidette CLASSIFIED DEADLINE

WEDNESDAY - 3:00 PM

Contact Customer Service at
615-374-3556, Option 1 or
classifieds@lebanondemocrat.com

Monday-Friday 7AM-3PM

Holidays Advance Deadlines 24 Hours

Lebanon Scrap Metal

We recycle all types of metal.

We sell recycled auto parts.

790 Cainsville Road

Lebanon, TN 37087

615-443-3808

VISIT US ONLINE

www.hartsvillevidette.com

PAXTON MEDIA GROUP

CLASSIFIED ADS

CALL 1-800-489-8032 TO PLACE YOUR AD IN PRINT AND ONLINE IN TENNESSEE

0100 ANNOUNCEMENTS

Become a Published Author. We want to Read Your Book! Dorrance Publishing-Trusted by Authors Since 1920 Book manuscript submissions currently being reviewed. Comprehensive Services: Consultation, Production, Promotion and Distribution Call for Your Free Author's Guide 1-844-923-3666 or visit dorranceinfo.com/tnpress (TnScan)

Choose EarthLink Fiber Internet for speeds up to 5 Gigs, no data caps, no throttling. Prices starting at \$54.95. Plus, a \$100 gift card when you make the switch. Call 1-855-481-3340 (TnScan)

DENTAL INSURANCE from Physicians Mutual Insurance Company. Coverage for 400 plus procedures. Real dental insurance - NOT just a discount plan. Do not wait! Call now! Get your FREE Dental Information Kit with all the details! 1-844-278-8285 www.dental50plus.com/tnpress#6258 (TnScan)

DIAGNOSED WITH LUNG CANCER? You may qualify for a substantial cash award - even with smoking history. NO obligation! We've recovered millions. Let us help! Call 24/7, 855-750-2678 (TnScan)

0100 ANNOUNCEMENTS

DIRECTV Sports Pack 3 Months on Us! Watch pro and college sports LIVE. Plus over 40 regional and specialty networks included. NFL, College Football, MLB, NBA, NHL, Golf and more. Some restrictions apply. Call DIRECTV 1-844-230-4803 (TnScan)

GET THE WORD OUT about your next auction! Save Time & \$\$\$! One Call For All. Your ad can appear in this newspaper + 98 other TN newspapers. For more info, contact this newspaper's classified dept. or call 931-624-8916. (TnScan)

HEARING AIDS!! High-quality rechargeable, powerful Audien hearing aids priced 90% less than competitors. Tiny and NEARLY INVISIBLE! 45-day money back guarantee! 844-357-2986 (TnScan)

Prepare for power outages today with a Generac Home Standby Generator. Act now to receive a FREE 7-Year warranty with qualifying purchase. Call 1-888-869-5542 today to schedule a free quote. It's not just a generator. It's a power move. (TnScan)

0100 ANNOUNCEMENTS

RECRUITING HEADACHES? WE CAN Help! Advertise your job opening in this newspaper + 98 newspapers across the state - One Call/Email for All! Contact our classified dept. or email bmoats@tnpress.com (TnScan)

TOP CASH PAID FOR OLD GUITARS! 1920-1980 Gibson, Martin, Fender, Gretsch, Epiphone, Guild, Mosrite, Rickenbacker, Prairie State, D'Angelico, Stromberg. And Gibson Mandolins / Banjos. 866-846-4260 (TnScan)

VIAGRA and CIALIS USERS! A cheaper alternative to high drugstore prices! 50 Pill Special - Only \$99! 100% guaranteed. CALL NOW: 866-974-1464 (TnScan)

YOUR LOW-COST ADVERTISING Solution! One call & your 25-word ad will appear in 99 Tennessee newspapers for \$275/wk or 46 Middle TN newspapers for \$120/wk. Call this newspaper's classified advertising dept. or go to www.tnpress.com/newspaper-networks (TnScan)



START YOUR JOB SEARCH IN THE CLASSIFIEDS!

Find new opportunities in your local paper!



when you want the best of your community news, your newspaper has you covered.

When it's time to deliver....

The Classifieds

Rock!



PHONE: 931-526-9715 | FAX: 931-526-1209

10200 Employment
TYPIST NEEDED TO TYPE BOOK THAT I WROTE: Must have good typing & grammar skills. Serious inquiries only **931-265-1652**

10500 Merchandise
FREE: sofa in good condition; blue with small print; Cookeville area **931-303-4478**

10600 Real Estate For Rent
2325 Sq. Ft. Commercial Building For Rent 2002 N Willow Ave. \$1800/mth + deposit. **931-258-3333**

10900 Legals
NOTICE TO CREDITORS Estate of **AUERILA G. MC-CALEB, DECEASED.** Notice is hereby given that on 22ND day of JANUARY, 2024, Letters TESTAMENTARY in respect of the Estate of **AUERILA G. MC-CALEB,** deceased who died **NOVEMBER 25TH, 2023** were issued to the undersigned by the Probate Court of Putnam County, Tennessee.

All persons, resident and non-resident, having claims, matured or unmatured, against the estate are required to file same with the Clerk of the above-named Court on or before the earlier of the dates prescribed in (1) or (2) otherwise their claims will be forever barred:

(1)(A) Four (4) months from the date of the first publication of this notice if the creditor received an actual copy of this notice to creditors at least sixty (60) days before the date that is four (4) months from the date of the first publication; or

(B) Sixty (60) days from the date the creditor received an actual copy of the notice to creditors if the creditor received the copy of the notice less than sixty (60) days prior to the date that is four (4) months from the date of first publication as described in (1)(A); or

(2) Twelve (12) months from the decedent's date of death.

This 22ND day of JANUARY, 2024.

Signed:
JASON DARRELL MCCALED
 EXECUTOR

Attorney for the Estate
JOY BUCK GOTHARD
 190 S LOWE AVENUE
 COOKEVILLE TN 38501

Jennifer Wilkerson,
 Circuit and Probate Clerk
 421 E. Spring Street
 Cookeville, TN 38501
 931-528-1508

NOTICE TO CREDITORS Estate of **CHRISTEL LYN BUMPUS, DECEASED.** Notice is hereby given that on 22ND day of JANUARY, 2024, Letters TESTAMENTARY in respect of the Estate of **CHRISTEL LYN BUMPUS,** deceased who died **JANUARY 9TH, 2024** were issued to the undersigned by the Probate Court of Putnam County, Tennessee.

All persons, resident and non-resident, having claims, matured or unmatured, against the estate are required to file same with the Clerk of the above-named Court on or before the earlier of the dates prescribed in (1) or (2) otherwise their claims will be forever barred:

(1)(A) Four (4) months from the date of the first publication of this notice if the creditor received an actual copy of this notice to creditors at least sixty (60) days before the date that is four (4) months from the date of the first publication; or

(B) Sixty (60) days from the date the creditor received an actual copy of the notice to creditors if the creditor received the copy of the notice less than sixty (60) days prior to the date that is four (4) months from the date of first publication as described in (1)(A); or

(2) Twelve (12) months from the decedent's date of death.

This 22ND day of JANUARY, 2024.

Signed:
CAROLYN J. BARTON
 EXECUTRIX

Attorney for the Estate
WALTER K. CRAWFORD JR.
 25 WEST BROAD STREET #13
 COOKEVILLE TN 38501

Jennifer Wilkerson,
 Circuit and Probate Clerk
 421 E. Spring Street
 Cookeville, TN 38501
 931-528-1508

NOTICE TO CREDITORS Estate of **JERRY CAESAR ROMERO, DECEASED.** Notice is hereby given that on 30TH day of JANUARY, 2024, Letters TESTAMENTARY in respect of the Estate of **JERRY CAESAR ROMERO,** deceased who died **DECEMBER 22ND, 2023** were issued to the undersigned by the Probate

10900 Legals
 Court of Putnam County, Tennessee.

All persons, resident and non-resident, having claims, matured or unmatured, against the estate are required to file same with the Clerk of the above-named Court on or before the earlier of the dates prescribed in (1) or (2) otherwise their claims will be forever barred:

(1)(A) Four (4) months from the date of the first publication of this notice if the creditor received an actual copy of this notice to creditors at least sixty (60) days before the date that is four (4) months from the date of the first publication; or

(B) Sixty (60) days from the date the creditor received an actual copy of the notice to creditors if the creditor received the copy of the notice less than sixty (60) days prior to the date that is four (4) months from the date of first publication as described in (1)(A); or

(2) Twelve (12) months from the decedent's date of death.

This 30TH day of JANUARY, 2024.

Signed:
TINA L. SULLIVAN
 EXECUTRIX

Attorney for the Estate
DANA LOOPER
 165 EAST SPRING STREET
 COOKEVILLE, TN 38501

Jennifer Wilkerson,
 Circuit and Probate Clerk
 421 E. Spring Street
 Cookeville, TN 38501
 931-528-1508

NOTICE TO CREDITORS Estate of **JUDY ELLEN BREWINGTON MABERRY, DECEASED.** Notice is hereby given that on 31ST day of JANUARY, 2024, Letters TESTAMENTARY in respect of the Estate of **JUDY ELLEN BREWINGTON MABERRY,** deceased who died **JANUARY 21ST, 2024** were issued to the undersigned by the Probate Court of Putnam County, Tennessee.

All persons, resident and non-resident, having claims, matured or unmatured, against the estate are required to file same with the Clerk of the above-named Court on or before the earlier of the dates prescribed in (1) or (2) otherwise their claims will be forever barred:

(1)(A) Four (4) months from the date of the first publication of this notice if the creditor received an actual copy of this notice to creditors at least sixty (60) days before the date that is four (4) months from the date of the first publication; or

NOTIFICATION OF INTENT TO APPLY FOR A CERTIFICATE OF NEED

This is to provide official notice to the Health Facilities Commission and all interested parties, in accordance with T.C.A. §68-11-1601 et seq., and the Rules of the Health Facilities Commission, that Tennessee Valley Home Care, LLC, d/b/a Tennessee Quality Care – Home Health, a/an proposed home care organization owned by American Home Care, LLC with an ownership type of Limited Liability Company and to be managed by itself intends to file an application for a Certificate of Need for the establishment of a home care organization and the initiation of home health services in a 21-county service area that includes: Cheatham, Clay, Cumberland, Davidson, DeKalb, Fentress, Jackson, Macon, Maury, Montgomery, Overton, Pickett, Putnam, Robertson, Rutherford, Smith, Sumner, Trousdale, White, Williamson and Wilson Counties. Upon approval of this project, these 21 counties will be removed from the 51-county licensed service area of Tennessee Valley Home Care, LLC, d/b/a Tennessee Quality Care – Home Health (License No. 221), an existing home care organization located at 580 Tennessee Avenue, North, Parsons, Decatur County, Tennessee that is also owned by American Home Care, LLC. The address of the project will be 95 Signature Place, Lebanon, Wilson County, Tennessee, 37087. The estimated project cost will be \$735,500.

The anticipated date of filing the application is 03/01/2024.

The contact person for this project is Mr. Jeff Stofko who may be reached at Ascendent Healthcare Advisors, Inc. – 1335 Environ Way, Chapel Hill, North Carolina, 27517 – Contact No. 919-403-3300.

The published Letter of Intent must contain the following statement pursuant to T.C.A. §68-11-1607 (c)(1). (A) Any healthcare institution wishing to oppose a Certificate of Need application must file a written notice with the Health Facilities Commission no later than fifteen (15) days before the regularly scheduled Health Facilities Commission meeting at which the application is originally scheduled; and (B) Any other person wishing to oppose the application may file a written objection with the Health Facilities Commission at or prior to the consideration of the application by the Commission, or may appear in person to express opposition. Written notice of opposition may be sent to: Health Facilities Commission, Andrew Jackson Building, 9th Floor, 502 Deaderick Street, Nashville, TN 37243 or email at hsda.staff@tn.gov.

10900 Legals
 (B) Sixty (60) days from the date the creditor received an actual copy of the notice to creditors if the creditor received the copy of the notice less than sixty (60) days prior to the date that is four (4) months from the date of first publication as described in (1)(A); or

(2) Twelve (12) months from the decedent's date of death.

This 31ST day of JANUARY, 2024.

Signed:
JAMES RALPH MABERRY
 EXECUTOR

Attorney for the Estate
NOLAN R. GOOLSBY
 100 SOUTH JEFFERSON AVENUE
 COOKEVILLE, TN 38501

Jennifer Wilkerson,
 Circuit and Probate Clerk
 421 E. Spring Street
 Cookeville, TN 38501
 931-528-1508

Frontier provides basic residential services for rates from \$15.85-\$16.85 for flat rate service. Frontier also provides basic business services for rates from \$25.00-\$41.00. Other taxes, fees, and surcharges may apply. Frontier offers single party service, touch tone, toll blocking, access to long distance, emergency services, operator assistance, and directory assistance. Use of these services may result in additional charges. Budget or economy services also may be available. Frontier offers Lifeline service which is a nontransferable government assistance program that provides a \$5.25 discount on the cost of monthly telephone service or \$9.25 on eligible broadband or bundled voice and broadband products (where available) and is limited to one discount per household.

If you have any questions regarding Frontier's rates or services, please call us at 1-800-FRONTIER for further information or visit us at www.Frontier.com.

NOTICE TO BIDDERS
 The Putnam County Board of Education will accept sealed proposals until 2:00 P.M., Central Time, on Friday, February 23, 2024, for the Request for Proposal for the System-wide Janitorial Services beginning the first year contract April 6, 2024, to June 30, 2024, with the option of annual

10900 Legals
 extensions up to four additional years.

Mandatory pre-proposal meeting for contractors to review proposal requirements at Putnam County Board of Education, 1400 E. Spring Street, Cookeville, TN 38506, on **Thursday, February 8, 2024, at 2:00 p.m. Central Time.** This meeting will also include information regarding visits and directions to facilities.

Specifications can be picked up at the Putnam County Board of Education, 1400 East Spring Street, Cookeville, TN 38506. Questions regarding the request for proposal, should be directed in writing via email to: John Magura, Maintenance Supervisor, at maguraj@pc-sstn.com; inquiries can be made until Friday, February 16, 2024.

The Board will award based on submitted proposal as prescribed by law, which states "lowest and best." A Supreme Court ruling states that the discerning of best lies solely on one requesting the proposal and not the one submitting the proposal. The right is also reserved to refuse any and all proposals.

The proposal must conform to the laws of the State of Tennessee. The exclusive jurisdiction and venue to resolve any disputes is in the Chancery Court of Putnam County, Tennessee. All contracts arising from this proposal must incorporate these requirements or proposal will not be accepted.

All envelopes must be sealed and clearly marked:

"RFP: SYSTEM-WIDE JANITORIAL SERVICES"

No faxed or electronic proposals will be accepted.

NOTICE TO CREDITORS Estate of **REBECCA LYNNE ANDERSON, DECEASED.** Notice is hereby given that on 30TH day of JANUARY, 2024, Letters TESTAMENTARY in respect of the Estate of **REBECCA LYNNE ANDERSON,** deceased who died **DECEMBER 27TH, 2023** were issued to the undersigned by the Probate Court of Putnam County, Tennessee.

All persons, resident and non-resident, having claims, matured or unmatured, against the estate are required to file same

with the Clerk of the above-named Court on or before the earlier of the dates prescribed in (1) or (2) otherwise their claims will be forever barred:

(1)(A) Four (4) months from the date of the first publication of this notice if the creditor received an actual copy of this notice to creditors at least sixty (60) days before the date that is four (4) months from the date of the first publication; or

(B) Sixty (60) days from the date the creditor received an actual copy of the notice to

MIDDLE TENNESSEE NATURAL GAS UTILITY DISTRICT **JOB POSTING** January 31, 2024

Middle Tennessee Natural Gas Utility District has an opening for the **HUMAN RESOURCE & COMMUNICATIONS EXECUTIVE ASSISTANT** Position in the Smithville Office.

The job description & MTNG employment application are available in PDF format as **"HRC Executive Assistant" & MTNG Employment Application** at www.mtng.com

If you are interested in applying for this position, please send a resume and a completed MTNG Employment Application to:

MANAGER OF HUMAN RESOURCES & COMMUNICATIONS MTNG ADMINISTRATIVE CENTER
 1030 W BROAD ST; SMITHVILLE, TN 37166

To be considered, all applications and accompanying resumes must be physically in the Human Resources & Communications Department **no later than 4 pm on Wednesday, February 14, 2024.** Late and incomplete applications will not be considered.

The selected candidate must successfully complete a physical examination, drug test, and background check.

This institution is an equal opportunity provider and employer. If you wish to file a Civil Rights program complaint of discrimination, complete the USDA Program Discrimination Complaint Form, found online at http://www.ascr.usda.gov/complaint_filing_cust.html, or at any USDA office, or call (866) 632-9992 to request the form. You may also write a letter containing all of the information requested in the form. Send your completed complaint form or letter to us by mail at U.S. Department of Agriculture, Director, Office of Adjudication, 1400 Independence Avenue, S.W., Washington, D.C. 20250-9410, by fax (202) 690-7442 or email at program.intake@usda.gov

TWIN LAKES COMMUNICATIONS

CAREER OPPORTUNITY
Technical Support Representative

General Summary:
 Twin Lakes Communications is seeking an energetic, customer-oriented individual for a full-time Technical Support Representative position to provide help desk support to our valued customers. This position provides the first level technical support in a collaborative work environment. This position will work directly with customers to provide technical support and problem resolution using various means of communication such as phone calls, e-mail, and chat. This is a call center environment requiring professional level customer service. Technical Support Representatives may be required to work evenings, weekends, holidays, and to be on-call as scheduled.

Functions of the Position*:

- Provide technical assistance to answer questions or resolve problems using various communication methods.
- Assist with installation and testing of customer premise equipment using various communication methods.
- Utilizes team collaboration, diagnostic tools, service aids, and product schematics in assessing and resolving customer issues.
- Monitors Network Management Systems to proactively identify and resolve network issues.
- Performs all record keeping functions as directed.

*Functions and abilities listed are not all inclusive of the job description.

Qualifications and Requirements:

- Must possess a High School diploma or equivalent. Candidates possessing IT certifications and technical support experience are preferred.
- Possess comprehensive knowledge of personal computer uses and basic IT concepts.
- Proficient in using and supporting common IT related systems, including various versions of Microsoft Windows, Office, macOS, mobile devices, networking components, remote access software, and antivirus software.
- Ability to work days, evenings, weekends, holidays, and to be on-call as scheduled.
- Must be an adaptive problem solver with well-balanced technical experience.
- Must possess strong oral/written communication.
- Must be a team player within the organization.

Job Location:
 Livingston, Tennessee

Applications for this position must be submitted on the Twin Lakes website at <https://twinlakes.workable.com>. Questions can be directed to careers@twinlakes.net.

Online applications and resumes will be accepted until February 16, 2024.

Twin Lakes is an Equal Opportunity Provider and Employer.

indicates Cheryl A. Johnson is currently on active military duty.

Pursuant to TCA 35-5-101(a)(b), this Notice of Trustee's Sale shall be published in Jackson County Sentinel, a newspaper published in Jackson County, Tennessee, the county where the land is located and the sale is to be made.

The purchase price is due and payable, in full, at the conclusion of the Trustee sale in the form of a cashier's check endorsed to the order of William D. Birdwell Esq. Personal checks shall not be accepted. For any amount the cashier's check exceeds the purchase price, the Trustee shall refund said excess payment to the purchaser following the deposit of the cashier's check into his trust account.

This sale of property is subject to tenants in possession, if any.

The sale held pursuant to this Notice may be rescinded at the Trustee's option at any time. Pursuant to TCA 35-5-101(f) the Trustee may adjourn the day of the sale to another day, time, and place.

The Trustee is attempting to collect a debt. Any information obtained shall be used for that purpose.

William D. Birdwell, Esq., Trustee
457 East Broad Street
Cookeville, Tennessee 38501
2-6, 2-13, 2-20 3TN

NOTICE HANNAH MARIE GRISHAM

The State of Tennessee, Department of Children's Services, has filed a petition against you seeking to terminate forever your parental rights to Hannah Marie Grisham. It appears that ordinary process of law cannot be served upon you because your whereabouts are unknown. You are hereby ORDERED to serve upon Ivy Mayberry, Attorney for the Tennessee Department of Children Services, within thirty (30) days of the last day of publication of this notice, and pursuant to Rule 103(c)(3) of the Tenn. R. Juv. P. you must also appear in the Circuit Court of Putnam County, Tennessee at Cookeville, Tennessee on the 25th day of April, 2024 at 9:00 a.m. for the Adjudicatory Hearing on the Peti-

tion for Termination of Parental Rights filed by the State of Tennessee, Department of Children's Services. If you fail to do so, a default judgment will be taken against you pursuant to Tenn. Code Ann. § 36-1-117(n) and Rule 55 of the Tenn. R. of Civ. P. for the relief demanded in the Petition. You may view and obtain a copy of the Petition and any other subsequently filed legal documents at the Circuit Court Clerk's Office, Cookeville, Tennessee. 2-6, 2-13, 2-20, 2-27 4TC

NOTICE KELSIE DAVIS

The State of Tennessee, Department of Children's Services, has filed a Petition to Declare Children Dependent and Neglected as to Kaydence and Kaellyn Davis. It appears that ordinary process of law cannot be served upon you because your whereabouts are unknown. You are hereby ORDERED to serve upon Lauren Zechman-Denney, Attorney for the Tennessee Department of Children's Services, 600 Hearthwood Court, Cookeville, Tennessee 38506, (931) 372-7127, an Answer to the Petition to Declare Children Dependent and Neglected filed by the Tennessee Department of Children's Services, within thirty (30) days of the last day of publication of this notice, and pursuant to Rule 39(e)(1) of the Tenn. R. Juv. P. you must also appear in the Juvenile Court of Jackson County, Tennessee at Gainesboro, Tennessee on the 2nd day of April, 2024, at 9:00 a.m. for the Hearing on the Petition to Declare Children Dependent and Neglected filed by the State of Tennessee, Department of Children's Services. If you fail to do so, a default judgment will be taken against you pursuant to Tenn. Code Ann. § 36-1-117(n) and Rule 55 of the Tenn. R. of Civ. P. for the relief demanded in the Petition. You may view and obtain a copy of the Petition and any other subsequently filed legal documents at the Juvenile Court Clerk's Office, Gainesboro, Tennessee. 1/23, 1/30, 2/6, 2/13 4TC

STATE OF TENNESSEE PROBATE COURT OF JACKSON COUNTY AT GAINESBORO NOTICE TO CREDITORS

ESTATE OF: Larry Wayne Dodson
Notice is hereby given that on the 26th day of

January 2024, Letter of Testamentary, in respect to the estate of Larry Wayne Dodson deceased, who died January 17th, 2024 were issued to the undersigned by the Probate Court of Jackson County, Tennessee.

All persons, resident and non-resident, having claims, matured or unmatured, against the estate are required to file same with the Clerk of the above named Court at the Jackson County Court House, P.O. Box 342, Gainesboro, TN 38562 within the earlier of four (4) months from the date of the first publication of this notice, or twelve (12) months from the decedent's date of death, otherwise their claims will be forever barred.

This the 26th of January 2024.

Timothy Tyler Dodson, Executor
Sherrie Pippin-Loftis, Clerk and Master
Lee G. Richardson, Attorney for Estate
1-30, 2-6, 2TP

STATE OF TENNESSEE PROBATE COURT OF JACKSON COUNTY AT GAINESBORO NOTICE TO CREDITORS

ESTATE OF: Gary Wayne Brown
Notice is hereby given that on the 24th day of January 2024, Letter of Testamentary, in respect to the estate of Gary Wayne Brown deceased, who died December 27th, 2023, were issued to the undersigned by the Probate Court of Jackson County, Tennessee.

All persons, resident and non-resident, having claims, matured or unmatured, against the estate are required to file same with the Clerk of the above named Court at the Jackson County Court House, P.O. Box 342, Gainesboro, TN 38562 within the earlier of four (4) months from the date of the first publication of this notice, or twelve (12) months from the decedent's date of death, otherwise their claims will be forever barred.

This the 24th of January 2024.

Jason Brown, Personal Representative
Sherrie Pippin-Loftis, Clerk and Master
Lee G. Richardson, Attorney for Estate
1-30, 2-6, 2TP

STATE OF TENNESSEE PROBATE COURT OF JACKSON COUNTY AT GAINESBORO NOTICE TO CREDITORS

ESTATE OF: Glen Draper Huffines

Notice is hereby given that on the 26th day of January 2024, Letter of Testamentary, in respect to the estate of Glen Draper Huffines deceased, who died January 09, 2024, were issued to the undersigned by the Probate Court of Jackson County, Tennessee.

All persons, resident and non-resident, having claims, matured or unmatured, against the estate are required to file same with the Clerk of the above named Court at the Jackson County Court

House, P.O. Box 342, Gainesboro, TN 38562 within the earlier of four (4) months from the date of the first publication of this notice, or twelve (12) months from the decedent's date of death, otherwise their claims will be forever barred.

This the 26th of January 2024.

Danny N. Huffines, Personal Representative
Sherrie Pippin-Loftis, Clerk and Master
Lee G. Richardson, Attorney for Estate
1-30, 2-6, 2TP



CAREER OPPORTUNITY

Technical Support Representative

General Summary:

Twin Lakes Communications is seeking an energetic, customer-oriented individual for a full-time Technical Support Representative position to provide help desk support to our valued customers. This position provides the first level technical support in a collaborative work environment. This position will work directly with customers to provide technical support and problem resolution using various means of communication such as phone calls, e-mail, and chat. This is a call center environment requiring professional level customer service. Technical Support Representatives may be required to work evenings, weekends, holidays, and to be on-call as scheduled.

Functions of the Position*:

- Provide technical assistance to answer questions or resolve problems using various communication methods.
 - Assist with installation and testing of customer premise equipment using various communication methods.
 - Utilizes team collaboration, diagnostic tools, service aids, and product schematics in assessing and resolving customer issues.
 - Monitors Network Management Systems to proactively identify and resolve network issues.
 - Performs all record keeping functions as directed.
- *Functions and abilities listed are not all inclusive of the job description.

Qualifications and Requirements:

- Must possess a High School diploma or equivalent. Candidates possessing IT certifications and technical support experience are preferred.
- Possess comprehensive knowledge of personal computer uses and basic IT concepts.
- Proficient in using and supporting common IT related systems, including various versions of Microsoft Windows, Office, macOS, mobile devices, networking components, remote access software, and antivirus software.
- Ability to work days, evenings, weekends, holidays, and to be on-call as scheduled.
- Must be an adaptive problem solver with well-balanced technical experience.
- Must possess strong oral/written communication.
- Must be a team player within the organization.

Job Location:

Livingston, Tennessee

Applications for this position must be submitted on the Twin Lakes website at <https://twinlakes.workable.com>. Questions can be directed to careers@twinlakes.net.

Online applications and resumes will be accepted until February 16, 2024.

Twin Lakes is an Equal Opportunity Provider and Employer.

PUBLIC NOTICE

NOTIFICATION OF INTENT TO APPLY FOR A CERTIFICATE OF NEED

This is to provide official notice to the Health Facilities Commission and all interested parties, in accordance with T.C.A. §68-11-1601 et seq., and the Rules of the Health Facilities Commission, that Tennessee Valley Home Care, LLC, d/b/a Tennessee Quality Care - Home Health, a/an proposed home care organization owned by American Home Care, LLC with an ownership type of Limited Liability Company and to be managed by itself intends to file an application for a Certificate of Need for the establishment of a home care organization and the initiation of home health services in a 21-county service area that includes: Cheatham, Clay, Cumberland, Davidson, DeKalb, Fentress, Jackson, Macon, Maury, Montgomery, Overton, Pickett, Putnam, Robertson, Rutherford, Smith, Sumner, Trousdale, White, Williamson and Wilson Counties. Upon approval of this project, these 21 counties will be removed from the 51-county licensed service area of Tennessee Valley Home Care, LLC, d/b/a Tennessee Quality Care - Home Health (License No. 221), an existing home care organization located at 580 Tennessee Avenue, North, Parsons, Decatur County, Tennessee that is also owned by American Home Care, LLC. The address of the project will be 95 Signature Place, Lebanon, Wilson County, Tennessee, 37087. The estimated project cost will be \$735,500.

The anticipated date of filing the application is 03/01/2024.

The contact person for this project is Mr. Jeff Stofko who may be reached at Ascendiant Healthcare Advisors, Inc. - 1335 Environ Way, Chapel Hill, North Carolina, 27517 - Contact No. 919-403-3300.

The published Letter of Intent must contain the following statement pursuant to T.C.A. §68-11-1607 (c)(1). (A) Any healthcare institution wishing to oppose a Certificate of Need application must file a written notice with the Health Facilities Commission later than fifteen (15) days before the regularly scheduled Health Facilities Commission meeting at which the application is originally scheduled; and (B) Any other person wishing to oppose the application may file a written objection with the Health Facilities Commission at or prior to the consideration of the application by the Commission, or may appear in person to express opposition. Written notice of opposition may be sent to: Health Facilities Commission, Andrew Jackson Building, 9th Floor, 502 Deaderick Street, Nashville, TN 37243 or email at hsda.staff@tn.gov.

PUBLIC NOTICE

For the purpose of considering and transacting all business which may come before each respective body, the following meetings are scheduled to take place at the library: **Budget Committee at 5 p.m. on Monday, February 12. Planning Committee on Monday, February 12 at 6 p.m.**
All are welcome to attend

PUBLIC NOTICE

APPLICATION FOR BEER LICENSE ON SITE CONSUMPTION

Agaves Mexican Restaurant Gainesboro
440B North Grundy Quarles Highway
Gainesboro, Tn. 38562
Owner: Jose Manuel Fuentes Lopez
The Beer Board will meet on **Thursday, March 7, 2024, at 5:00 p.m.** at Gainesboro City Hall; 402 East Hull Avenue Gainesboro, Tn. 38562
All interested parties should attend.

TN

268-0075
267-9763
SERVICE



38564

License
Mag & Spray
Clearing

Sept
SEN
207A S. Main St.
(931)
www.jacksonco
Budget Sale
ber
0
174 Distri

Weekly
2.13-2
Fabi
Lebrat
192
526



Tennessee
GANNETT

PO Box 631340 Cincinnati, OH 45263-1340

PROOF OF PUBLICATION

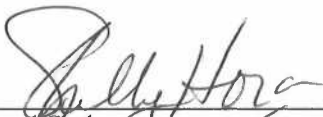
Laura Bilbrey
Bass, Berry & Sims Plc
150 3Rd AVE S
Suite 2800
Nashville TN 37201-2011


STATE OF WISCONSIN, COUNTY OF BROWN

The Knoxville News-Sentinel, a daily newspaper published in the city of Knoxville, Knox County, State of Tennessee, and personal knowledge of the facts herein state and that the notice hereto annexed was Published in said newspapers in the issue:

02/08/2024

and that the fees charged are legal.
Sworn to and subscribed before on 02/08/2024



Legal Clerk


Notary, State of WI, County of Brown
1-7-25

My commission expires
Publication Cost: \$214.56
Order No: 9823998 # of Copies:
Customer No: 839290 0
PO #:

THIS IS NOT AN INVOICE!
Please do not use this form for payment remittance.

KATHLEEN ALLEN
Notary Public
State of Wisconsin

NOTIFICATION OF INTENT TO APPLY FOR A CERTIFICATE OF NEED
This is to provide official notice to the Health Facilities Commission and all interested parties, in accordance with T.C.A. §68-11-1601 et seq., and the Rules of the Health Facilities Commission, that Tennessee Valley Home Care, LLC, d/b/a Tennessee Quality Care – Home Health, a/an proposed home care organization owned by American Home Care, LLC with an ownership type of Limited Liability Company and to be managed by itself intends to file an application for a Certificate of Need for the establishment of a home care organization and the initiation of home health services in a 21-county service area that includes: Cheatham, Clay, Cumberland, Davidson, DeKalb, Fentress, Jackson, Macon, Maury, Montgomery, Overton, Pickett, Putnam, Robertson, Rutherford, Smith, Sumner, Trousdale, White, Williamson and Wilson Counties. Upon approval of this project, these 21 counties will be removed from the 51-county licensed service area of Tennessee Valley Home Care, LLC, d/b/a Tennessee Quality Care – Home Health (License No. 221), an existing home care organization located at 580 Tennessee Avenue, North, Parsons, Decatur County, Tennessee that is also owned by American Home Care, LLC. The address of the project will be 95 Signature Place, Lebanon, Wilson County, Tennessee, 37087. The estimated project cost will be \$735,500.
The anticipated date of filing the application is 03/01/2024.
The contact person for this project is Mr. Jeff Stofko who may be reached at Ascendent Healthcare Advisors, Inc. – 1335 Environ Way, Chapel Hill, North Carolina, 27517 – Contact No. 919-403-3300.
The published Letter of Intent must contain the following statement pursuant to T.C.A. §68-11-1607 (c)(1). (A) Any healthcare institution wishing to oppose a Certificate of Need application must file a written notice with the Health Facilities Commission no later than fifteen (15) days before the regularly scheduled Health Facilities Commission meeting at which the application is originally scheduled; and (B) Any other person wishing to oppose the application may file a written objection with the Health Facilities Commission at or prior to the consideration of the application by the Commission, or may appear in person to express opposition. Written notice of opposition may be sent to: Health Facilities Commission, Andrew Jackson Building, 9th Floor, 502 Deaderick Street, Nashville, TN 37243 or email at hsdastaff@tn.gov.

PROOF OF PUBLICATION

Bass Berry Sims Plc
 Accounts Payable
 Bass Berry Sims Plc
 150 3 Rd Ave South Suite 2800
 Nashville TN 37201

STATE OF WISCONSIN, COUNTY OF BROWN

The Leaf Chronicle, a newspaper published in the city of Clarksville, Montgomery County, State of Tennessee, and personal knowledge of the facts herein state and that the notice hereto annexed was Published in said newspapers in the issue:

02/08/2024

and that the fees charged are legal.
 Sworn to and subscribed before on 02/08/2024



Legal Clerk



Notary, State of WI, County of Brown

4-6-27

My commission expires

Publication Cost: \$322.60
 Order No: 9823402 # of Copies:
 Customer No: 1331673 1
 PO #: Tennessee Quality Ca

THIS IS NOT AN INVOICE!

Please do not use this form for payment remittance.

DENISE ROBERTS
 Notary Public
 State of Wisconsin

9823402
NOTIFICATION OF INTENT TO APPLY FOR A CERTIFICATE OF NEED
 This is to provide official notice to the Health Facilities Commission and all interested parties, in accordance with T.C.A. §68-11-1601 et seq., and the Rules of the Health Facilities Commission, that Tennessee Valley Home Care, LLC, d/b/a Tennessee Quality Care – Home Health, a/an proposed home care organization owned by American Home Care, LLC with an ownership type of Limited Liability Company and to be managed by itself intends to file an application for a Certificate of Need for the establishment of a home care organization and the initiation of home health services in a 21-county service area that includes: Cheatham, Clay, Cumberland, Davidson, DeKalb, Fentress, Jackson, Macon, Maury, Montgomery, Overton, Pickett, Putnam, Robertson, Rutherford, Smith, Sumner, Trousdale, White, Williamson and Wilson Counties. Upon approval of this project, these 21 counties will be removed from the 51-county licensed service area of Tennessee Valley Home Care, LLC, d/b/a Tennessee Quality Care – Home Health (License No. 221), an existing home care organization located at 580 Tennessee Avenue, North, Parsons, Decatur County, Tennessee that is also owned by American Home Care, LLC. The address of the project will be 95 Signature Place, Lebanon, Wilson County, Tennessee, 37087. The estimated project cost will be \$735,500. The anticipated date of filing the application is 03/01/2024. The contact person for this project is Mr. Jeff Stofko who may be reached at Ascendient Healthcare Advisors, Inc. – 1335 Environ Way, Chapel Hill, North Carolina, 27517 – Contact No. 919-403-3300. The published Letter of Intent must contain the following statement pursuant to T.C.A. §68-11-1607 (c)(1). (A) Any healthcare institution wishing to oppose a Certificate of Need application must file a written notice with the Health Facilities Commission no later than fifteen (15) days before the regularly scheduled Health Facilities Commission meeting at which the application is originally scheduled; and (B) Any other person wishing to oppose the application may file a written objection with the Health Facilities Commission at or prior to the consideration of the application by the Commission, or may appear in person to express opposition. Written notice of opposition may be sent to: Health Facilities Commission, Andrew Jackson Building, 9th Floor, 502 Deaderick Street, Nashville, TN 37243 or email at hsda.staff@tn.gov.

Classifieds

To Advertise, visit our website: Classifieds.theleafchronicle.com
 ■ Public Notices/Legals email: Publicnotice@tnmedia.com
 ■ Business & Services email: Servicedirectory@theleafchronicle.com
 ■ To post job openings, visit: Theleafchronicle.com/jobs



TO ADVERTISE
 Visit Our Website:
Classifieds.theleafchronicle.com

All classified ads are subject to the applicable rate card, copies of which are available from our Advertising Dept. All ads are subject to approval before publication. The Clarksville Leaf Chronicle reserves the right to edit, refuse, reject, classify or cancel any ad at any time. Errors must be reported in the first day of publication. The Clarksville Leaf Chronicle shall not be liable for any loss or expense that results from an error in or omission of an advertisement. No refunds for early cancellation of order.

Professional Service
 all your needs...

Home Improvement
 A REPAIRS UNLIMITED
 •Carpentry •Drywall
 •Roofing •Siding
 •Doors •Windows
 •Plumbing & Electric
 Call 931-801-7859

Vehicles Recreation
 RVs, motorcycles, etc.

RVs/Campers & Access.

ATTENTION
 I BUY CAMPER, TRAILERS, & MOTOR HOMES- ALL TYPES. ready to go or need work. For FAST CASH Call Lawrence at 931-242-3135

Careers Jobs
 new beginnings...

Your Source Public Notices
 for the latest...

Public Notices
 #5876204
 Commerce Corporation will hold a public sale on the following:
 One used (as is no title) bill of sale only, 2009 Peterbilt truck Vin #1XPWDBOBO79N770833, not running.
 The truck will be sold to the highest bidder, Thompson does reserve the right to accept or Decline any and all bids.

Sale will be held at 10:00 am February 16, 2024 at Thompson Machinery 541 Alfred Thun Rd. Clarksville, Tn. 37040.

Homes

Careers Jobs
 new beginnings...

Public Notices

9828925

NOTICE OF MEETING
 THE PUBLIC BUILDING AUTHORITY OF THE CITY OF CLARKSVILLE, TENNESSEE (the "Authority"), will meet in special public session at 9 o'clock, a.m., local time, on Tuesday, February 13, 2024, in the offices of Runyon and Runyon, 301 Main Street, Clarksville, Tennessee, for the purpose of considering and transacting all business which may properly come before said Authority; such business to include but not necessarily be limited to, authorizing all documents and matters necessary or desirable in connection with the issuance of not to exceed \$300,000,000 Financing Program Revenue Bonds, which may be issued from time to time, in more than one series, with an appropriate series designation, bearing interest at a fixed rate, the proceeds of the sale of each series issued, to be used for the purpose of making loans to municipal corporations, as defined in 12-10-103, Tennessee Code Annotated, as amended, located in the State of Tennessee, to assist in financing or refinancing the acquisition, construction, improvement, renovation, and equipping of buildings, structures, equipment, and improvements, and other public works projects.

Additional information concerning the above may be obtained from Linda Mooringham, Tennessee Municipal Bond Fund, 226 Anne Dallas Dudley Boulevard, Nashville, Tennessee 37219, telephone number (615) 255-1561.

Public Notices

9783982

IN THE CIRCUIT COURT OF MONTGOMERY COUNTY, TENNESSEE AT CLARKSVILLE 19TH JUDICIAL DISTRICT

NICHOLAS SOROKOWSKY J, Plaintiff/Husband,
 v. Docket No. CC2020-CV-1195
 HEATHER FRELICHOWSKI, Defendant/Wife. Notice of Entry Requested

ORDER FOR SERVICE BY PUBLICATION

It appearing from the complaint in this cause, which is sworn to, that the Defendant/Wife, Heather Frelichowski, address is unknown and cannot be personally served with process, it is ordered that publication be made for four consecutive weeks in The Leaf Chronicle, a newspaper published at Clarksville, Tennessee in Montgomery County, requiring the said Defendant to appear before the Judge of said Court on or before thirty (30) days from the date of the last publication hereof and make defense to the Complaint filed in the above cause, which seeks to finalize divorce or otherwise said Complaint will be taken for confessed and cause proceeded with ex parte.

This the 31st day of Aug., 2023.

/s/ JUDGE

/s/ WENDY DAVIS
 CIRCUIT COURT CLERK

BY: /s/

APPROVED FOR ENTRY:

/s/ Bethany C. Walker, BPR 32548
 Attorney for Husband
 104 North Church Street
 Murfreesboro, TN 37130
 (615) 848-1221
 bethany@pateandknott.com

Public Sale

0009825369

Anytime Storage III and Anytime Storage IV will be holding a public auction to satisfy storage liens on:

ANYTIME STORAGE III
 29- Jennifer Felts
 417- Brooklyn Meissner

ANYTIME STORAGE IV
 109- Cecelia Wentz
 830- Serena Severson

Online at www.storageetreasures.com
 Auction on February 21st, 2024 at 12:00pm.

Public Notices

9823402

NOTIFICATION OF INTENT TO APPLY FOR A CERTIFICATE OF NEED

This is to provide official notice to the Health Facilities Commission and all interested parties, in accordance with T.C.A. §68-11-1601 et seq., and the Rules of the Health Facilities Commission, that Tennessee Valley Home Care, LLC, d/b/a Tennessee Quality Care – Home Health, a/an proposed home care organization owned by American Home Care, LLC with an ownership type of Limited Liability Company and to be managed by itself intends to file an application for a Certificate of Need for the establishment of a home care organization and the initiation of home health services in a 21-county service area that includes: Cheatham, Clay, Cumberland, Davidson, DeKalb, Fentress, Jackson, Macon, Maury, Montgomery, Overton, Pickett, Putnam, Robertson, Rutherford, Smith, Sumner, Trousdale, White, Williamson and Wilson Counties. Upon approval of this project, these 21 counties will be removed from the 51-county licensed service area of Tennessee Valley Home Care, LLC, d/b/a Tennessee Quality Care – Home Health (License No. 221), an existing home care organization located at 580 Tennessee Avenue, North, Parsons, Decatur County, Tennessee that is also owned by American Home Care, LLC. The address of the project will be 95 Signature Place, Lebanon, Wilson County, Tennessee, 37087. The estimated project cost will be \$735,500. The anticipated date of filing the application is 03/01/2024. The contact person for this project is Mr. Jeff Stofko who may be reached at Ascendant Healthcare Advisors, Inc. – 1335 Environ Way, Chapel Hill, North Carolina, 27517 – Contact No. 919-403-3300. The published Letter of Intent must contain the following statement pursuant to T.C.A. §68-11-1607 (c)(1). (A) Any healthcare institution wishing to oppose a Certificate of Need application must file a written notice with the Health Facilities Commission no later than fifteen (15) days before the regularly scheduled Health Facilities Commission meeting at which the application is originally scheduled; and (B) Any other person wishing to oppose the application may file a written objection with the Health Facilities Commission at or prior to the consideration of the application by the Commission, or may appear in person to express opposition. Written notice of opposition may be sent to: Health Facilities Commission, Andrew Jackson Building, 9th Floor, 502 Dederick Street, Nashville, TN 37243 or email at hdsa.staff@tn.gov.

Join Our Team
 Identity and Access Management Specialist,
 Information Technology Services,
 Tennessee Tech University.
 Complete position summary and application procedure available at <https://jobs.tntech.edu>.
 The application screening date is February 13, 2024; open until filled.
 Tennessee Tech is an Equal Opportunity/Affirmative Action employer.

SELL IT BUY IT FIND IT
 Place your classified ad today.

SELL-BUY-FIND
 Cars, Jobs,
 Apartments & more!
 Place your classified ad today.

**SELL YOUR CAR ADOPT A PET
 GET A JOB FIND A HOUSE
 BUY A BOAT
 FIND A TREASURE
 GET A MASSAGE
 HIRE A HANDYMAN**

Check out the classified section everyday.

**"To you, it's the perfect lift chair.
 To me, it's the best sleep chair
 I've ever had."**
 — J. Fitzgerald, VA

OVER 100,000 SOLD

3 CHAIRS IN ONE: SLEEP/RECLINE/LIFT

Genuine Italian Leather
 classic beauty & style

Long Lasting DuraLux™
 stain & liquid repellent

MicroLux™ Microfiber
 breathable & amazingly soft

journey perfect sleep chair
888-717-9419
 Please mention code 116687 when ordering.

mobility | sleep | comfort | safety **enjoying life never gets old™** **journey HEALTH & LIFESTYLE**

Because each Perfect Sleep Chair is a made-to-order bedding product it cannot be returned, but if it arrives damaged or defective, at our option we will repair it or replace it. © 2022 Journey Health and Lifestyle.

ACCREDITED BUSINESS A+ 46635



Macon County CHRONICLE

109 Public Square, Lafayette, TN

(615) 688-NEWS(6397)

Date: 2-9-24

The undersigned certifies that the following legal placement notices appeared in the Feb 6 2024 issue(s) of the Macon County Chronicle, a newspaper published in Macon County Tennessee.

Client	Purchase Order Number	Newspaper page
Bass, Berry & Sims	Certificate of Need	① B3


M. R. Darnell

Date 2-9-24

Marcus R. Darnell
Owner

State of Tennessee
County of Macon

Marcus R. Darnell, a representative of The Macon County Chronicle, a daily newspaper published in Macon County subscribed and sworn to me this 9 day of February 2024



Renee Napier

My Commission expires June 28, 2027

PUBLIC NOTICES

(LEGALS Cont'd on Page B-5 & B-8...)

Macon Chancery Court
906 Hwy 52 By-Pass East,
Rm 107
Lafayette, TN 37083
(615)666-2000

NOTICE TO CREDITORS

Case Number 56CH1-2023-PR-1374
Estate of George Whyel III, Deceased

Notice is hereby given that on **January 24th of 2024** Letters Testamentary (or of Administration as the case may be) in respect of the estate of **George Whyel III**, who died **9/4/2023**, were issued to the undersigned by the Macon County Chancery Court of Macon County, Tennessee. All persons, resident and non-resident, having claims, matured or unmatured, against the estate are required to file the same with the Clerk of the above-named Court on or before the earlier of the dates prescribed in (1) or (2) otherwise their claims will be forever barred:

(1) (A) Four (4) months from the date of the first publication (or posting, as the case may be) for this notice if the creditor received an actual copy of this notice to creditors at least sixty (60) days before date that is four (4) months from the date of the first publication (or posting);

(B) Sixty (60) days from the date the creditor received an actual copy of the notice to creditor, if they creditor received the copy of the notice less than sixty (60) days prior to the date that is four (4) months from the date of the first publication (or posting) as described in (1) (A); or (2) Twelve (12) months from the decedent's date of death.

All persons indebted to the above Estate must come forward and make proper settlement with the undersigned at once.

1/24/2024 **Carolyn Erickson**, Personal Representative
1/24/2024 **Andrew A. Stanford**, Attorney
1/24/2024 **Kristin Reid**, Clerk & Master

Macon Chancery Court
906 Hwy 52 By-Pass East,
Rm 107
Lafayette, TN 37083
(615)666-2000

NOTICE TO CREDITORS

Case Number 56CH1-2023-PR-1375
Estate of Thea Gay, Deceased

Notice is hereby given that on **January 24th of 2024** Letters Testamentary (or of Administration as the case may be) in respect of the estate of **Thea Gay**, who died **11/13/2023**, were issued to the undersigned by the Macon County Chancery Court of Macon County, Tennessee. All persons, resident and non-resident, having claims, matured or unmatured, against the estate are required to file the same with the Clerk of the above-named Court on or before the earlier of the dates prescribed in (1) or (2) otherwise their claims will be forever barred:

(1) (A) Four (4) months from the date of the first publication (or posting, as the case may be) for this notice if the creditor received an actual copy of this notice to creditors at least sixty (60) days before date that is four (4) months from the date of the first publication (or posting);

(B) Sixty (60) days from the date the creditor received an actual copy of the notice to creditor, if they creditor received the copy of the notice less than sixty (60) days prior to the date that is four (4) months from the date of the first publication (or posting) as described in (1) (A); or (2) Twelve (12) months from the decedent's date of death.

All persons indebted to the above Estate must come forward and make proper settlement with the undersigned at once.

1/24/2024 **Sharon Gay and Danny Gay**, Co-Administrators
1/24/2024 **Andrew A. Stanford**, Attorney
1/24/2024 **Kristin Reid**, Clerk & Master

The **Macon County Chronicle** is the **only locally owned & operated newspaper** in the county.

We have the best news coverage of community events with the most circulation and the best advertising rates.

This is our hometown and we care about our readers and our advertisers.

Call me today for news or advertising...

Kathryne Belle, Publisher
615.888.6500

PUBLIC BID NOTICE

THE MACON COUNTY BOARD OF EDUCATION WILL BE ACCEPTING BIDS FOR MOWING, WEED EATING, SPRAYING AND LANDSCAPING FOR ALL GROUNDS MAINTAINED BY THE MAINTENANCE DEPARTMENT. FOR A COMPLETE DISCRPTION/SPECS CALL: 615-666-4970 OR SPECS CAN BE PICKED UP AT THE MAINTENANCE SHOP.

BIDS ARE DUE NO LATER THAN FEBRUARY 19, 2024 AT 1:00PM IN THE CONFERENCE ROOM AT THE: MACON COUNTY BOARD OF EDUCATION 501 COLLEGE STREET LAFAYETTE TN 37083

NOTE: The board reserves the right to reject any or all bids.

Gene Patterson
Maintenance Supervisor
Macon County Schools
501 College Street
615-666-4970

PUBLIC NOTICE

Position Opening Judicial Commissioner

Macon County is accepting applications for Full-Time and/or Part-Time Judicial Commissioner in Macon County, Tennessee. Applications can be picked up at the Macon County Mayor's Office, located at 201 County Courthouse, Lafayette, Tennessee. For additional information contact the Macon County Mayor's office at 615-666-2363. Applications will be taken until 4:00 p.m. on Wednesday February 14th, 2024.

Macon County Government does not discriminate based on race, color, or national origin in federal or state sponsored programs, pursuant to Title VI of the Civil Rights Act of 1964 (42 U.S.C. 2000d).

Macon County, Tennessee
Steve Jones, Mayor

PUBLIC NOTICE

of Records Commission

NOTICE IS HEREBY GIVEN that an open, public called Records Commission meeting will be held in the Conference Room in the Macon County Courthouse, commencing at the hour of 4:45 p.m. on Tuesday, February 20th, 2024.

The public is always welcome and invited to attend the open meeting.
This the 1st day of February, 2024

PUBLIC RECORDS COMMISSION
Cynthia Jones, Secretary

PUBLICATION OF INTENT

NOTIFICATION OF INTENT TO APPLY FOR A CERTIFICATE OF NEED

This is to provide official notice to the Health Facilities Commission and all interested parties, in accordance with T.C.A. §68-11-1601 et seq., and the Rules of the Health Facilities Commission, that Tennessee Valley Home Care, LLC, d/b/a Tennessee Quality Care - Home Health, a/an proposed home care organization owned by American Home Care, LLC with an ownership type of Limited Liability Company and to be managed by itself intends to file an application for a Certificate of Need for the establishment of a home care organization and the initiation of home health services in a 21-county service area that includes: Cheatham, Clay, Cumberland, Davidson, DeKalb, Fentress, Jackson, Macon, Maury, Montgomery, Overton, Pickett, Putnam, Robertson, Rutherford, Smith, Sumner, Trousdale, White, Williamson and Wilson Counties. Upon approval of this project, these 21 counties will be removed from the 51-county licensed service area of Tennessee Valley Home Care, LLC, d/b/a Tennessee Quality Care - Home Health (License No. 221), an existing home care organization located at 580 Tennessee Avenue, North, Parsons, Decatur County, Tennessee that is also owned by American Home Care, LLC. The address of the project will be 95 Signature Place, Lebanon, Wilson County, Tennessee, 37087. The estimated project cost will be \$735,500.

The anticipated date of filing the application is 03/01/2024. The contact person for this project is Mr. Jeff Stofko who may be reached at Ascendient Healthcare Advisors, Inc. - 1335 Environ Way, Chapel Hill, North Carolina, 27517 - Contact No. 919-403-3300.

The published Letter of Intent must contain the following statement pursuant to T.C.A. §68-11-1607 (c)(1). (A) Any healthcare institution wishing to oppose a Certificate of Need application must file a written notice with the Health Facilities Commission no later than fifteen (15) days before the regularly scheduled Health Facilities Commission meeting at which the application is originally scheduled; and (B) Any other person wishing to oppose the application may file a written objection with the Health Facilities Commission at or prior to the consideration of the application by the Commission, or may appear in person to express opposition. Written notice of opposition may be sent to: Health Facilities Commission, Andrew Jackson Building, 9th Floor, 502 Deaderick Street, Nashville, TN 37243 or email at hsda.staff@tn.gov.

IN THE CIRCUIT COURT FOR MACON COUNTY, TENNESSEE

IN RE:
THE ADOPTION OF A MALE AND FEMALE CHILD:
SADIE ELIZABETH MARIE SANTIZO DOB: 9/30/2009

By: **JESSICA RANEE SADLER, MOTHER and JOSHUA NATHANIEL SADLER, STEP-FATHER** PETITIONERS,

JOSE SANTIZO, RESPONDENT.

No. **2024-CV-5**
FILED
MACON COUNTY
2024 FEB - 1 PM 2:47
CIRCUIT COURT CLERK

NOTICE OF PUBLICATION

In this cause, it appearing from the Order of Publication, that the Respondent, Jose Santizo, residence is unknown and cannot be ascertained upon diligent inquiry, it was ordered that publication be made for four successive weeks, in the *Macon County Chronicle* to notify Respondent, Jose Santizo, to file an answer with this court and send a copy to Petitioners' attorney, Dalis D. Holliman, whose address is 102 Scottsville Road, P.O. Box 280, Lafayette, Tennessee within 30 days from the last date of publication, exclusive of the last date of publication, or a judgment by default may be entered against Respondent. Failure to appear may result in the termination of Respondent's parental rights to the above-named child. The cause is set for hearing before this Court at the Smith County Judicial Building in Carthage, Tennessee on March 18, 2024, at 9:00 a.m., to provide said Respondent with an opportunity to appear and defend.

This 2 day of February 2024.

Rick Lamm
CIRCUIT COURT CLERK

IN THE CIRCUIT COURT FOR MACON COUNTY, TENNESSEE

IN RE:
THE ADOPTION OF A MALE AND FEMALE CHILD:
PRESTON ELIJAH REID DOB: 11/17/14

By: **JESSICA RANEE SADLER, MOTHER and JOSHUA NATHANIEL SADLER, STEP-FATHER** PETITIONERS,

UNKNOWN FATHER (JOHN DOE), RESPONDENT.

No. **2024-CV-6**
FILED
MACON COUNTY
2024 FEB - 1 PM 2:44
CIRCUIT COURT CLERK

NOTICE OF PUBLICATION

In this cause, it appearing from the Order of Publication, that the Respondent, John Doe (Unknown Father), residence is unknown and cannot be ascertained upon diligent inquiry, it was ordered that publication be made for four successive weeks, in the *Macon County Chronicle* to notify Respondent, John Doe (Unknown Father), to file an answer with this court and send a copy to Petitioners' attorney, Dalis D. Holliman, whose address is 102 Scottsville Road, P.O. Box 280, Lafayette, Tennessee within 30 days from the last date of publication, exclusive of the last date of publication, or a judgment by default may be entered against Respondent. Failure to appear may result in the termination of Respondent's parental rights to the above-named child. The cause is set for hearing before this Court at the Smith County Judicial Building, Carthage, Tennessee on March 18, 2024, at 9:00 a.m., to provide said Respondent with an opportunity to appear and defend.

This 2 day of February 2024.

Rick Lamm
CIRCUIT COURT CLERK

IN THE GENERAL SESSIONS COURT FOR RUTHERFORD COUNTY AT MURFREESBORO, TENNESSEE

Gilbert Tucker and Reva Tucker, Plaintiffs

v.
Isaac Meador, Defendant
CASE NO. 337472

NOTICE UPON ORDER FOR SERVICE BY PUBLICATION

Plaintiffs, Gilbert Tucker and Reva Tucker v. Isaac Meador, Defendant:

You are hereby notified that an action has been commenced against you in the General Sessions Court of Rutherford County at Murfreesboro, Tennessee, the object and general nature of which is a for damages sustained in an automobile accident that occurred on May 4, 2022 in Rutherford County, Tennessee.

The names and all the parties to the action are stated above in the caption and the name and address of the attorney for the petitioner is James B. Johnson, 1300 Division Street, Suite 300, Nashville, Tennessee 37203, (615) 476-2885.

You are further notified that, unless you file an answer or other pleading or shall otherwise appear in person and defend against the warrant on March 6, 2024 at 9:00 a.m., judgment by default will be rendered against you.

PUBLIC NOTICE

The Macon County Board of Zoning Appeals will hold a public hearing on Tuesday, February 13, 2024 at 6:00 p.m. in the Macon County Codes Enforcement Office, Suite E, 607 Highway 52 Bypass East. The purpose of this public hearing will be to solicit public comments regarding a special exception request in the R-1 Low Density Residential District of the Macon County Zoning Code. Said request, under provisions of Article V, Section 5.042 (D) (5), Centers of Observation and Rehabilitation, of the code, is to convert an existing home to a faith based home for women in recovery at 5140 Highway 52 West. The application for this request, submitted by Romans 8:28 Ministry Inc., is on file in the Codes Enforcement Office. All interested persons are invited to attend this public hearing.

Scott Carver
Codes Enforcement Officer

COST OF PUBLICATION

For 1 Insertions

\$ 162.75

Mail This Proof Of

Bass, Berry & Sims, PLC

**See back page
for actual copy.**

PROOF OF PUBLICATION

STATE OF TENNESSEE
COUNTY OF OVERTON

Darren Oliver of the City of Livingston, County of Overton, State of Tennessee, first being duly sworn, deposes and says that he is Owner of Oliver Media, LLC, dba Overton County News, an LLC, existing under the Laws of the State of Tennessee; that said owner is publisher of the OVERTON COUNTY NEWS, a weekly newspaper of general circulation published in the City of Livingston, County of Overton, State of Tennessee; and that the

**Notification of Intent
to Apply for a Certificate of
Need- Health Facilities Comission**

hereto attached legal notice appeared in the aforesaid newspaper for consecutive issues as follows:

Issue of 2/6/2024

Issue of _____

Issue of _____

Issue of _____

This legal notice was published online at www.overtontownnews.com and www.publicnoticeads.com during the duration of the run dates listed. This publication fully complies with Tennessee Code Annotated 1-3-120.

SIGNED: _____



Owner, Overton County News

Subscribed and sworn to before me on this 6th day of February
2024 (SEAL)



Notary Public, Overton County, Tennessee



My Commission Expires July 8, 2026

NOTIFICATION OF INTENT TO APPLY FOR A CERTIFICATE OF NEED


This is to provide official notice to the Health Facilities Commission and all interested parties, in accordance with T.C.A. §68-11-1601 et seq., and the Rules of the Health Facilities Commission, that Tennessee Valley Home Care, LLC, d/b/a Tennessee Quality Care – Home Health, a/an proposed home care organization owned by American Home Care, LLC with an ownership type of Limited Liability Company and to be managed by itself intends to file an application for a Certificate of Need for the establishment of a home care organization and the initiation of home health services in a 21-county service area that includes: Cheatham, Clay, Cumberland, Davidson, DeKalb, Fentress, Jackson, Macon, Maury, Montgomery, Overton, Pickett, Putnam, Robertson, Rutherford, Smith, Sumner, Trousdale, White, Williamson and Wilson Counties. Upon approval of this project, these 21 counties will be removed from the 51-county licensed service area of Tennessee Valley Home Care, LLC, d/b/a Tennessee Quality Care – Home Health (License No. 221), an existing home care organization located at 580 Tennessee Avenue, North, Parsons, Decatur County, Tennessee that is also owned by American Home Care, LLC. The address of the project will be 95 Signature Place, Lebanon, Wilson County, Tennessee, 37087. The estimated project cost will be \$735,500.

THE ANTICIPATED DATE OF FILING THE APPLICATION IS 03/01/2024.

THE CONTACT PERSON FOR THIS PROJECT IS

Mr. Jeff Stofko who may be reached at
Ascendent Healthcare Advisors, Inc.
1335 Environ Way, Chapel Hill, North Carolina, 27517
Contact No. 919-403-3300.

The published Letter of Intent must contain the following statement pursuant to T.C.A. §68-11-1607 (c)(1). (A) Any healthcare institution wishing to oppose a Certificate of Need application must file a written notice with the Health Facilities Commission no later than fifteen (15) days before the regularly scheduled Health Facilities Commission meeting at which the application is originally scheduled; and (B) Any other person wishing to oppose the application may file a written objection with the Health Facilities Commission at or prior to the consideration of the application by the Commission, or may appear in person to express opposition. **Written notice of opposition may be sent to:** Health Facilities Commission, Andrew Jackson Building, 9th Floor, 502 Deaderick Street, Nashville, TN 37243 or email at hsda.staff@tn.gov.



LEGAL NOTICES

NOTICE OF FORECLOSURE SALE

STATE OF TENNESSEE, PICKETT COUNTY WHEREAS, Anthony White and Patsy Sells executed a Deed of Trust to Mortgage Electronic Registration Systems, Inc., as beneficiary, as nominee for loanDepot.com, LLC, Lender and The Officer Law Office, Trustee(s), which was dated July 23, 2021, and recorded on August 5, 2021, in Book 177, at Page 77 in Pickett County, Tennessee Register of Deeds. WHEREAS, default having been made in the payment of the debt(s) and obligation(s) thereby secured by the said Deed of Trust and the current holder of said Deed of Trust, loanDepot.com, LLC, (the "Holder"), appointed the undersigned, Brock & Scott, PLLC, as Substitute Trustee, with all the rights, powers and privileges of the original Trustee named in said Deed of Trust; and NOW, THEREFORE, notice is hereby given that the entire indebtedness has been declared due and payable as provided in said Deed of Trust by the Holder, and that as agent for the undersigned, Brock & Scott, PLLC, Substitute Trustee, by virtue of the power and authority vested in it, will on March 14, 2024, at 10:00 AM at the usual and customary location at the Pickett County Courthouse, Byrdstown, Tennessee, proceed to sell at public outcry to the highest and best bidder for cash, the following described property situated in Pickett County, Tennessee, to wit:

LYING AND BEING in the 2nd Civil District of Pickett County, and being more particularly described as follows: Being Lot No. 1 described in Plat No. 2 of the J.C. Pierce Height Subdivision dated July 6, 1955, of record in the Register's Office of Pickett County, Tennessee, on which stands one new dwelling. The previous and last conveyance being a Warranty Deed from Ruth Prescott to Anthony White and Patsy Sells, Husband and Wife, of record in Record Book 177, Page 75, Register's Office, Pickett County, Tennessee. Parcel ID Number: 0240 E 001.00 Address/Description: 423 S Main Street, Byrdstown, TN 38549

Current Owner(s): Anthony White and Patsy Sells Other Interested Party(ies): The sale of the property described above shall be subject to all matters shown on any recorded plat; any and all liens against said property for unpaid property taxes; any restrictive covenants, easements or set-back lines that may be applicable; any prior liens or encumbrances as well as any priority created by a fixture filing; a deed of trust; and any matter that an accurate survey of the premises might disclose; and All right and equity of redemption, statutory or otherwise, homestead, and dower are expressly waived in said Deed of Trust, and the title is believed to be good, but the undersigned will sell and convey only as Substitute Trustee. The right is reserved to adjourn the day of the sale to another day, time, and place certain without further publication, upon announcement at the time and place for the sale set forth above.

This office is attempting to collect a debt. Any information obtained will be used for that purpose. Brock & Scott, PLLC, Substitute Trustee c/o Tennessee Foreclosure Department 4360 Chamblee Dunwoody Road, Suite 310 Atlanta, GA 30341 PH: 404-789-2661 FX: 404-294-0919 File No.: 23-25559 FC01 2-1.8.15mp

NOTICE TO CREDITORS
Estate of Forrest Ray Mullins
Notice is hereby given that on the 25th day of January 2024 letters testamentary or of administration as the case may be in respect of the estate of Forrest Ray Mullins who died January 1, 2024, was issued to the undersigned by the Probate Division of the Chancery Court for Pickett County, Tennessee. All persons, resident and nonresident having claims, matured or unmatured, against the estate are required to file the same with the clerk of the above named court on or before the earlier of the dates prescribed in (1) or (2), otherwise their claims will be forever barred: (1)(A) Four (4) months from the date of the first publication (or posting); or (B) Sixty (60) days from the date the creditor received an actual copy of this notice to creditors at least sixty (60) days before the date that is four (4) months from the date of the first publication (or posting); or (2) Twelve (12) months from the date of the first publication (or posting); or (B) Sixty (60) days from the date the creditor received an actual copy of the notice to creditors if the creditor received the copy of the notice less than sixty (60) days prior to the date that is four (4) months from the date of the first publication (or posting) as described in (1)(A); or (2) Twelve (12) months from the decedent's date of death.

NOTICE TO CREDITORS
Estate of Ruth Smith Mitchell
Notice is hereby given that on the 25th day of January 2024 letters testamentary or of administration as the case may be in respect of the estate of Ruth Smith Mitchell who died November 16, 2023, was issued to the undersigned by the Probate Division of the Chancery Court for Pickett County, Tennessee. All persons, resident and nonresident having claims, matured or unmatured, against the estate are required to file the same with the clerk of the above named court on or before the earlier of the dates prescribed in (1) or (2), otherwise their claims will be forever barred: (1)(A) Four (4) months from the date of the first publication (or posting); or (B) Sixty (60) days from the date the creditor received an actual copy of this notice to creditors at least sixty (60) days before the date that is four (4) months from the date of the first publication (or posting); or (2) Twelve (12) months from the date of the first publication (or posting); or (B) Sixty (60) days from the date the creditor received an actual copy of the notice to creditors if the creditor received the copy of the notice less than sixty (60) days prior to the date that is four (4) months from the date of the first publication (or posting) as described in (1)(A); or (2) Twelve (12) months from the decedent's date of death.

This 25th day of January 2024 Janet Keisling, Co-Executor Debbie Cross, Co-Executor Leana Neal, Clerk and Master 1 Courthouse Sq. Byrdstown, TN 38549 931-864-3359 James Reed Brown Attorney of Law 8500 Hwy 111, Suite 100 Byrdstown, TN 38549 931-864-2889 p2/1-8

NOTICE TO CREDITORS
In The Probate Court for Pickett County, Tennessee Estate of Ruth Smith Mitchell
Notice is hereby given that on the 25th day of January 2024 letters testamentary or of administration as the case may be in respect of the estate of Ruth Smith Mitchell who died November 16, 2023, was issued to the undersigned by the Probate Division of the Chancery Court for Pickett County, Tennessee. All persons, resident and nonresident having claims, matured or unmatured, against the estate are required to file the same with the clerk of the above named court on or before the earlier of the dates prescribed in (1) or (2), otherwise their claims will be forever barred: (1)(A) Four (4) months from the date of the first publication (or posting); or (B) Sixty (60) days from the date the creditor received an actual copy of this notice to creditors at least sixty (60) days before the date that is four (4) months from the date of the first publication (or posting); or (2) Twelve (12) months from the date of the first publication (or posting); or (B) Sixty (60) days from the date the creditor received an actual copy of the notice to creditors if the creditor received the copy of the notice less than sixty (60) days prior to the date that is four (4) months from the date of the first publication (or posting) as described in (1)(A); or (2) Twelve (12) months from the decedent's date of death.
This 25th day of January 2024 Wendell Clay Mitchell Kendall Ray Mitchell Ashley Waters 116 Locust Ave. Cookeville, TN 38501 931-559-2889 Leana Neal, Clerk and Master 1 Courthouse Sq. Byrdstown, TN 38549

931-864-3359 James Reed Brown Attorney of Law 8500 Hwy 111, Suite 100 Byrdstown, TN 38549 931-864-2889 p2/1-8

NOTICE TO CREDITORS
In The Probate Court for Pickett County, Tennessee Estate of Cherie Lynn McCluskey, deceased
Notice is hereby given that on the 25th day of January 2024 letters administration C.T.A. in respect of the estate of Cherie Lynn McCluskey who died December 12, 2023, was issued to the undersigned by the Probate Division of the Chancery Court for Pickett County, Tennessee. All persons, resident and nonresident having claims, matured or unmatured, against the estate are required to file the same with the clerk of the above named court on or before the earlier of the dates prescribed in (1) or (2), otherwise their claims will be forever barred: (1)(A) Four (4) months from the date of the first publication (or posting); or (B) Sixty (60) days from the date the creditor received an actual copy of this notice to creditors at least sixty (60) days before the date that is four (4) months from the date of the first publication (or posting); or (2) Twelve (12) months from the date of the first publication (or posting); or (B) Sixty (60) days from the date the creditor received an actual copy of the notice to creditors if the creditor received the copy of the notice less than sixty (60) days prior to the date that is four (4) months from the date of the first publication (or posting) as described in (1)(A); or (2) Twelve (12) months from the decedent's date of death.
This 25th day of January 2024 Stephen T. McCluskey Kiley Hoppe 101 S. Court Sq., Livingston, TN Leana Neal, Clerk and Master 1 Courthouse Sq. Ste. 300 Livingston, TN 38570 Byrdstown, TN 38549 931-864-3359 James Reed Brown Attorney of Law 8500 Hwy 111, Suite 100 Byrdstown, TN 38549 931-864-2889 p2/1-8

CLASSIFIEDS

To place a classified ad, please come by the office or you may email and prepay with credit/debit card.

All classifieds are prepaid.

Classifieds will not be taken over the phone.

Rates are 20¢ per word with a \$3.00 minimum.

Normal deadlines are Mondays at 12:00 noon.

FOR SALE

FOR SALE
2020 Toyota Tacoma red 4x4 shell front push bar 29,000 miles excellent condition \$28,000 firm. 931-337-5808, 1434 Livingston Hwy. Byrdstown

WANTED

WANTED
1964-1968 and 1976 PCHS Yearbooks, Smyrna Church family memorabilia, Copeland memorabilia and quilts. Call 931-319-2048

Classifieds
20 words or less are FREE
for two weeks.

No ads taken over phone but you can drop ad off at office or email us
pickettpress@twlakes.net

SERVICES

JIM BOB'S BACKHOE AND DOZER
Call for FREE estimates. Owner Jim Bob Sells. Trackhoe Service available. Licensed and insured. 20 years experience. 931-267-8560 rus

BC CARPENTRY

Custom home building, garages, cabins and pole barns. Licensed and insured, call Brian Cross at 931-397-9213.

FORD LAWN CARE

Landscaping, retaining walls, patios, fire pits, hardscaping and decks. Skid Steer Work. Call Matt Ford at 606-688-6077 bRUS

MCCURDY COMPUTER SERVICE

New Laptops, Desktops, Printers, & More! Computer Repairs, VHS-DVD Transfers, 8mm & 16mm Film Reel Transfers. 18 Courthouse Square, Byrdstown, TN 931-864-8324 931-397-1388 bRUS

Email us

your news, pictures, announcements!

pickettpress@twlakes.net

PRYOR'S AUTO SPOT
8410 Hwy. 111 Byrdstown, TN 38549 Ph. 931.864.3926 Fax 931.864.6064 Email: pryorsautospot@twlakes.net

TENNESSEE PREMIUM SPRING WATER
FREE HOME & OFFICE DELIVERY
5 Gallon, Dairy Gallons, 16.9, 20 oz. & 1 liter size bottles available
Water may be purchased at the plant in Pall Mall anytime Monday-Friday 7am-4pm.
CJR Bottling, LLC
Nelda Riley • Elizabeth Riley
6380 Cedar Grove Rd.
For more information call 864-7820

NOTIFICATION OF INTENT TO APPLY FOR A CERTIFICATE OF NEED
This is to provide official notice to the Health Facilities Commission and all interested parties, in accordance with T.C.A. §68-11-1601 et seq., and the Rules of the Health Facilities Commission, that Tennessee Valley Home Care, LLC, d/b/a Tennessee Quality Care – Home Health, a/an proposed home care organization owned by American Home Care, LLC with an ownership type of Limited Liability Company and to be managed by itself intends to file an application for a Certificate of Need for the establishment of a home care organization and the initiation of home health services in a 21-county service area that includes: Cheatham, Clay, Cumberland, Davidson, DeKalb, Fentress, Jackson, Macon, Maury, Montgomery, Overton, Pickett, Putnam, Robertson, Rutherford, Smith, Sumner, Trousdale, White, Williamson and Wilson Counties. Upon approval of this project, these 21 counties will be removed from the 51-county licensed service area of Tennessee Valley Home Care, LLC, d/b/a Tennessee Quality Care – Home Health (License No. 221), an existing home care organization located at 580 Tennessee Avenue, North, Parsons, Decatur County, Tennessee that is also owned by American Home Care, LLC. The address of the project will be 95 Signature Place, Lebanon, Wilson County, Tennessee, 37087. The estimated project cost will be \$735,500.

The anticipated date of filing the application is 03/01/2024.

The contact person for this project is Mr. Jeff Stofko who may be reached at Ascendent Healthcare Advisors, Inc. – 1335 Environ Way, Chapel Hill, North Carolina, 27517 – Contact No. 919-403-3300.

The published Letter of Intent must contain the following statement pursuant to T.C.A. §68-11-1607 [c](1). (A) Any healthcare institution wishing to oppose a Certificate of Need application must file a written notice with the Health Facilities Commission no later than fifteen (15) days before the regularly scheduled Health Facilities Commission meeting at which the application is originally scheduled; and (B) Any other person wishing to oppose the application may file a written objection with the Health Facilities Commission at or prior to the consideration of the application by the Commission, or may appear in person to express opposition. Written notice of opposition may be sent to: Health Facilities Commission, Andrew Jackson Building, 9th Floor, 502 Deaderick Street, Nashville, TN 37243 or email at hdsa.staff@tn.gov.

Garrett's Drug Center

8456 Hwy. 111, Byrdstown • Phone: 864-3136



Direct Solution Kiosk Photo Services

- PRINT PHOTOS DIRECTLY FROM FACEBOOK, CD'S & MEMORY CARDS
- PRINT GREETING CARDS, PASSPORT PHOTOS, CALENDARS, COLLAGES, PHOTO PACKAGES
- PRINT AN INDEX OF PRINTS
- PRINTS COME IN 4X6, 4X8, 5X7, 8X10 AND 8X12
- FREE ONLINE PHOTO STORAGE AT DIRECT KIOSK SOLUTIONS
- IMAGE2PRINTS

DON FRANKLIN
FAMILY OF DEALERSHIPS
www.DonFranklinAuto.com
1465 S. Main St. Office: 270-433-5885
Burkesville, KY 42717 Cell: 931-397-2161
Brenda Keith Fax: 270-433-7881
Sales Consultant brendakeith@donfranklinauto.com

HEATING LOW COST AIR CONDITIONING
Billy McLearn, Owner
We Service All Brands • FREE Estimates
Financing Available With Approved Credit
Used Appliances NOW with a 30-day Warranty. Call for details.
24 Hour Service • Electric & Plumbing Available
TN CMC Licensed Contractor & Insured • Contractors License #47273 •BBB Member
401 N. Spring St., Livingston • Office: 931.823.3340 • Cell: 931.445.5305

RECTOR EXCAVATING
LOT CLEARING, UNDERGROUND UTILITY INSTALLATION, YARD-DRIVEWAY, ETC.
OWNER / OPERATOR PACEY RECTOR
280 PEYT AND PACE LN. BYRDSTOWN TN, 38549
CALL (931) 319-2470 FOR FREE ESTIMATES

THE REALTY FIRM
Shirley Smith
Realtor®
Tennessee / Kentucky
931-239-2898 Cell 9825 Hwy. 111, Byrdstown TN
931-864-0404 Office shirley@therealtyfirmagent.com

BEATY'S BODY SHOP
931-864-7422
"We Meet by Accident"
OIL CHANGES & BRAKES by appointment
1099 Reeder Rd., Byrdstown • 864-7422

Smith's Septics
931.265.3575
Septic Tanks • Field Line Septic Pumping
Tyler Smith **Monroe, TN**

RE/MAX Country Living
Kelly Latham
Owner/Realtor
Licensed in TN & KY
Cell: (606) 278-3207
1643 Livingston Hwy., Byrdstown, TN 38549
Office: (931) 864-3380 Fax: (931) 864-3388
kellylathamrealestate@yahoo.com www.kellylathamrealestate.com
Each Office Independently Owned and Operated

CLASSIFIEDS 11A

Public Notices

Debtors Creditors

DeKALB COUNTY CHANCERY COURT, PROBATE DIVISION
NOTICE TO CREDITORS
THE ESTATE OF ANNA MARIE DUKE, DECEASED

DOCKET NO. 2024PR1
Notice is hereby given that on the 30th day of January, 2024, Letters of Administration in respect to the estate of Anna Marie Duke, deceased, who died October 19, 2023, were issued to the undersigned by the Chancery Court of DeKalb County, Tennessee.

All persons, resident and non-resident, having claims, matured or not, against the estate are required to file the same with the clerk of the above named court on or before the earlier of the dates prescribed in (1) or (2) otherwise their claims will be forever barred:

(1) (A) Four (4) months from the date of the first publication of this notice if the creditor received an actual copy of this notice to creditors at least sixty (60) days before the date that is four (4) months from the date of the first publication; or
(B) Sixty (60) days from the date the creditor received an actual copy of the notice to creditors if the creditor received the copy of the notice less than sixty (60) days prior to the date that is four (4) months from the date of first publication as

described in (1)(A); or
(2) Twelve (12) months from the decedent's date of death.
This the 30th day of January, 2024.

CLIFFORD GRANT DUKE, Executor
KEITH W. BLAIR, Attorney
DEBRA MALONE, Clerk and Master
63375 W2t2-14

DeKALB COUNTY CHANCERY COURT, PROBATE DIVISION
NOTICE TO CREDITORS
THE ESTATE OF BRENDA KAY DRIVER, DECEASED

DOCKET NO. 2024PR5
Notice is hereby given that on the 31st day of January, 2024 Letters of Administration in respect to the estate of Brenda Kay Driver, deceased, who died January 7, 2024, were issued to the undersigned by the Chancery Court of DeKalb County, Tennessee.

All persons, resident and non-resident, having claims, matured or not, against the estate are required to file the same with the clerk of the above named court on or before the earlier of the dates prescribed in (1) or (2) otherwise their claims will be forever barred:

(1) (A) Four (4) months from the date of the first publication of this notice if the creditor received an actual copy of this notice to creditors at least sixty (60) days before the date that is four (4) months from the date of the first publication; or
(B) Sixty (60) days from the date the creditor received an

actual copy of the notice to creditors if the creditor received the copy of the notice less than sixty (60) days prior to the date that is four (4) months from the date of first publication as described in (1)(A); or
(2) Twelve (12) months from the decedent's date of death.
This the 31st day of January, 2024.

WILLIAM CHAD DRIVER, Personal Representative
TECIA P. PRYOR, Attorney
DEBRA MALONE, Clerk and Master
63389 W2t2-14

DeKALB COUNTY CHANCERY COURT, PROBATE DIVISION
NOTICE TO CREDITORS
THE ESTATE OF RITA JUNE MALONE, DECEASED

DOCKET NO. 2024PR4
Notice is hereby given that on the 30th day of January, 2024 Letters Testamentary in respect to the estate of Rita June Malone, deceased, who died September 9, 2023, were issued to the undersigned by the Chancery Court of DeKalb County, Tennessee.

All persons, resident and non-resident, having claims, matured or not, against the estate are required to file the same with the clerk of the above named court on or before the earlier of the dates prescribed in (1) or (2) otherwise their claims will be forever barred:

(1) (A) Four (4) months from the date of the first publication of this notice if the creditor received an actual copy of this notice to creditors at least sixty (60) days before the date that is four (4) months from the date of the first publication; or
(B) Sixty (60) days from the date the creditor received an actual copy of the notice to creditors if the creditor received the copy of the notice less than sixty (60) days prior to the date that is four (4) months from the date of first publication as described in (1)(A); or
(2) Twelve (12) months from the decedent's date of death.
This the 25th day of January, 2024.

STEVEN WALLS, Administrator
JEREMY D. TRAPP, Attorney
DEBRA MALONE, Clerk and Master
63345 W2t2-7

PROBATE DIVISION
NOTICE TO CREDITORS
THE ESTATE OF RUTH MARIE WALLS, DECEASED

DOCKET NO. 2024PR3
Notice is hereby given that on the 25th day of January, 2024 Letters of Administration in respect to the estate of Ruth Marie Walls, deceased, who died January 23, 2024, were issued to the undersigned by the Chancery Court of DeKalb County, Tennessee.

All persons, resident and non-resident, having claims, matured or not, against the estate are required to file the same with the clerk of the above named court on or before the earlier of the dates prescribed in (1) or (2) otherwise their claims will be forever barred:

(1) (A) Four (4) months from the date of the first publication of this notice if the creditor received an actual copy of this notice to creditors at least sixty (60) days before the date that is four (4) months from the date of the first publication; or
(B) Sixty (60) days from the date the creditor received an actual copy of the notice to creditors if the creditor received the copy of the notice less than sixty (60) days prior to the date that is four (4) months from the date of first publication as described in (1)(A); or
(2) Twelve (12) months from the decedent's date of death.
This the 25th day of January, 2024.

STEVEN WALLS, Administrator
JEREMY D. TRAPP, Attorney
DEBRA MALONE, Clerk and Master
63345 W2t2-7

Family Children Youth
IN THE GENERAL SESSIONS COURT FOR WARREN COUNTY, TENNESSEE
TABATHA OPAL CASTRO, Plaintiff,
v.

Case No.: 23-DV-9650
EDWIN OMAR CASTRO, Defendant.
NOTICE In this cause it appearing to me from a complaint, which is sworn to, that EDWIN OMAR CASTRO's address is unknown, so that the ordinary process of law cannot be served upon him. It is therefore Ordered that the publication be made in the Smithville Review, a

newspaper published in the county of the defendant's last known address, for four (4) consecutive weeks as required by law, notifying said defendant to file an answer with plaintiff's attorney, Brandon J. Cox, whose address is 111 West Main Street, Smithville, Tennessee 37166 within thirty (30) days from the last date of publication, exclusive of said last date of publication or a judgement by default may be entered in this cause. You may view and obtain a copy of the Complaint against you any other subsequently filed legal documents in the Circuit Court Clerk's office of Warren County in McMinnville, Tennessee.

This the 29th day of January, 2024.
CASSIDY L. CANTRELL
63435 W4t2-28

Miscellaneous
INVITATION TO BID
TOWN OF ALEXANDRIA
2024 PAVING IMPROVEMENTS

This project consists of proposed paving improvements and associated work involved for the Town of Alexandria, DeKalb County, Tennessee. The proposed improvements include the approximate lengths of paving on the identified streets:

1. Laverne Street - 408 LF
2. Fleming Street - 408 LF
3. Avart

Circle - 770 LF
The construction for the proposed paving improvements includes all prep work, cold planning, labor, material, equipment and all other items necessary to complete the work as described above and, in the plans and specifications. Sealed bids will be received by the Owner at the Town of Alexandria, 102 High Street, Alexandria, TN 37012 until Thursday, February 22, 2024, at 2:00 p.m. (CST) and then publicly opened and read aloud. All bids must be made out on the Bid Form found in the Contract Documents.

The instructions to Bidders, Form of Agreement, Specifications and other bidding instruments may be examined at the following locations:
Town of Alexandria

High Street
Alexandria, Tennessee 37012 (615) 529-2171
Warren and Tuggle Civil Engineering
109 Pennsylvania Avenue
Lebanon, Tennessee 37087 (615) 444-2996
Questions regarding the bidding documents should be directed to Jerry B. Warren, P.E. of Warren and Tuggle, Telephone: (615) 444-2996, Email: jerry@wtcivil.com
Copies of the bidding instruments may be obtained at the Engineer's Office in Lebanon, Tennessee for the non-refundable fee

of \$100 per set. Each Bidder shall note that any request for interpretation regarding the plans, specifications or other bidding documents shall be received no later than Friday, February 16, 2024.

Partial sets of Building Documents will not be available from the Issuing Office. Neither Owner nor Engineer will be responsible for full or partial sets of Bidding Documents, including Addenda if any, obtained from sources other than the Issuing Office. With his bid, each Bidder must deposit security in the amount of five percent (5%) of the amount of the bid, subject to the conditions stated in the Instructions to Bidders. Performance and Labor and Material Bond each in the amount of one hundred percent (100%) of the contract sum will be required of the successful Contractor. Bids may not be withdrawn for a period of 60 days after bid opening.

All Bidders must be licensed Contractors as required by the Contractor's Licensing Act of 1976 (TCA Title 62, Chapter 6). No bid will be opened unless the outside of the sealed envelope containing the bid provides the following information, the Contractor's license number, the date of the license's expiration, and a quotation of that part of his classification applying to the bid. In the case of joint ventures, this information

must be provided by each party submitting the bid. Bidder must agree to fully complete the project within 120 calendar days of issuance of the Notice to Proceed from the Town of Alexandria. Bidder must agree to pay, as liquidated damages, the sum of \$1,000.00 per each calendar day thereafter as hereinafter provided.

The Owner reserves the right to reject any or all bids and to waive any informalities in bids, to evaluate bids and to accept any bid which, in the Owner's opinion, may be in the best interest of the Owner. Bidders must comply with the President's Executive Orders No. 11246 and 11375, which prohibit discrimination in employment regarding race, creed, color, sex, or national origin. Bidders must comply with Title VI of the Civil Rights Act of 1964, the Anti-Kickback Act, and the Contract Work Hour Standard Act. Bidders must certify that they do not and will not maintain or provide for their employees any facilities that are segregated on the basis of race, color, creed, sex, or national origin. No contract is given or implied to the successful Bidder until the project is funded and a written contract is offered by the Town of Monterey and signed by all parties.

63433 W1t2-7

BUSINESS SPACE AVAILABLE

Looking for the perfect location?

Two 11'x11' adjoining rooms with private entrance and restroom. Electric and water included in rent. \$750/month, \$500 deposit w/six months lease. Located at the Smithville Review facing Hwy. 56S. Contact Angie at 615-597-5485.

The DeKalb County Board of Education will accept bids until **12:00 a.m. (Noon), Wednesday, February 21, 2024**, on the following:

Mowing of DeKalb Co. School Grounds
Concrete Bid for Soccer Bleachers
Lathe - DCHS Machinery Class

Specifications may be obtained from the Director of Schools Office at 110 S. Public Square, Smithville, TN 37166 or by calling 597-4084. The DeKalb County Board of Education reserves the right to reject any and all bids.

It is the policy of the DeKalb County School District not to discriminate on the basis of sex, race, national origin, creed, age, marital status or disability in its educational programs or activities as required by the Title VI and VII of the 1964 Civil Rights Act, and Title IX of the 1972 Educational Amendments and Section 504 of the Federal Rehabilitation Act of 1973.

TURN SCRAP INTO CASH!

Scrap \$9/#100 • Aluminum Cans 50 cents/pound

We now buy any kind metal: brass, copper & batteries

Smith's Truck Salvage

Monday - Friday 8-5 • Saturday 8-noon
Scales close 30 prior to closing

3584 Jim Cummings Hwy. • Woodbury • 615.563.4343

JACK/CHRISTIE BARTON ESTATE DOWNSIZING SALE

February 17 & 18 Sat Sun
Spicer Shop Sale
2100 Brown Ave. #J • Cookeville, TN

Sale includes MCM furniture and antiques, vintage toys, cookware and glass.

Starts Sat and Sunday! 9-5pm

NEW LEAF ESTATE SALES
STEPHEN 931.319.1091

Job Opening for 'Soil Conservation Technician'.

This is a Full-Time position. You will be hired by the DeKalb County Soil Conservation District Board of Directors and be responsible for assisting the Conservation District with programs that provide services to aid local farmers and landowners. You should be comfortable performing fieldwork as well as working in the office. You will be under the direction of USDA / NRCS Conservationists with implementation of resource management system plans and aid in conservation planning.

Duties include assisting with conservation technical information and providing cost-share application assistance. Under NRCS guidance you will help with inventorying and evaluation of data. You will document resource concerns and address these as directed by NRCS staff. Also, follow and apply the Nine Steps of Conservation Planning.

To ensure Tennessee field staff are meeting the standard for duties, competencies and qualifications, all conditions below must be met:

- 1) Independently perform in field investigations to determine the problems landowners face and collect data needed for field offices to develop structural solutions.
- 2) Work with partners on completed practices determining if goals were met. If deficiencies are found, will work with participant to find and implement a solution that meets policy.
- 3) Gather and compile planning data; includes preparing soil maps, farm and field boundary maps, drainage area calculations and inventory of existing on farm practices.
- 4) Independently gather field data, record notes and prepare designs. Be able to complete field surveys and designs.
- 5) Recognize potential issues and provide appropriate modifications. Work with contractor and participant to ensure standards and specifications are followed.
- 6) Complete required documentation of simple and clear-cut conservation plans (where these are assigned to SCT), conservation assistance notes, cultural resources, designs, specifications and job sheets, etc. in accordance with established policy and guidelines.
- 7) Be able to provide technical guidance and assistance to landowners in making revisions to conservation plans and contracts.
- 8) Perform duties in a manner which supports Civil Rights Policies.

Salary \$32,134 (Plus County Benefits)
Resume due in office by March 8th, 2024 at:
NRCS /SWCD
647 Bright Hill RD
Smithville, TN 37166-2023

TWIN LAKES COMMUNICATIONS

CAREER OPPORTUNITY

Technical Support Representative

General Summary:
Twin Lakes Communications is seeking an energetic, customer-oriented individual for a full-time Technical Support Representative position to provide help desk support to our valued customers. This position provides the first level technical support in a collaborative work environment. This position will work directly with customers to provide technical support and problem resolution using various means of communication such as phone calls, e-mail, and chat. This is a call center environment requiring professional level customer service. Technical Support Representatives may be required to work evenings, weekends, holidays, and to be on-call as scheduled.

Functions of the Position*:

- Provide technical assistance to answer questions or resolve problems using various communication methods.
- Assist with installation and testing of customer premise equipment using various communication methods.
- Utilizes team collaboration, diagnostic tools, service aids, and product schematics in assessing and resolving customer issues.
- Monitors Network Management Systems to proactively identify and resolve network issues.
- Performs all record keeping functions as directed.

*Functions and abilities listed are not all inclusive of the job description.

Qualifications and Requirements:

- Must possess a High School diploma or equivalent. Candidates possessing IT certifications and technical support experience are preferred.
- Possess comprehensive knowledge of personal computer uses and basic IT concepts.
- Proficient in using and supporting common IT related systems, including various versions of Microsoft Windows, Office, macOS, mobile devices, networking components, remote access software, and antivirus software.
- Ability to work days, evenings, weekends, holidays, and to be on-call as scheduled.
- Must be an adaptive problem solver with well-balanced technical experience.
- Must possess strong oral/written communication.
- Must be a team player within the organization.

Job Location:
Livingston, Tennessee

Applications for this position must be submitted on the Twin Lakes website at <https://twinlakes.workable.com>. Questions can be directed to careers@twinlakes.net.

Online applications and resumes will be accepted until February 16, 2024.

Twin Lakes is an Equal Opportunity Provider and Employer.

NOTIFICATION OF INTENT TO APPLY FOR A CERTIFICATE OF NEED

This is to provide official notice to the Health Facilities Commission and all interested parties, in accordance with T.C.A. §68-11-1601 et seq., and the Rules of the Health Facilities Commission, that Tennessee Valley Home Care, LLC, d/b/a Tennessee Quality Care – Home Health, a/an proposed home care organization owned by American Home Care, LLC with an ownership type of Limited Liability Company and to be managed by itself intends to file an application for a Certificate of Need for the establishment of a home care organization and the initiation of home health services in a 21-county service area that includes: Cheatham, Clay, Cumberland, Davidson, DeKalb, Fentress, Jackson, Macon, Maury, Montgomery, Overton, Pickett, Putnam, Robertson, Rutherford, Smith, Sumner, Trousdale, White, Williamson and Wilson Counties. Upon approval of this project, these 21 counties will be removed from the 51-county licensed service area of Tennessee Valley Home Care, LLC, d/b/a Tennessee Quality Care – Home Health (License No. 221), an existing home care organization located at 580 Tennessee Avenue, North, Parsons, Decatur County, Tennessee that is also owned by American Home Care, LLC. The address of the project will be 95 Signature Place, Lebanon, Wilson County, Tennessee, 37087. The estimated project cost will be \$735,500.

The anticipated date of filing the application is 03/01/2024.

The contact person for this project is Mr. Jeff Stofko who may be reached at Ascendant Healthcare Advisors, Inc. - 1335 Environ Way, Chapel Hill, North Carolina, 27517 – Contact No. 919-403-3300.

The published Letter of Intent must contain the following statement pursuant to T.C.A. §68-11-1607 (c)(1). (A) Any healthcare institution wishing to oppose a Certificate of Need application must file a written notice with the Health Facilities Commission no later than fifteen (15) days before the regularly scheduled Health Facilities Commission meeting at which the application is originally scheduled; and (B) Any other person wishing to oppose the application may file a written objection with the Health Facilities Commission at or prior to the consideration of the application by the Commission, or may appear in person to express opposition. Written notice of opposition may be sent to: Health Facilities Commission, Andrew Jackson Building, 9th Floor, 502 Deaderick Street, Nashville, TN 37243 or email at hsda.staff@tn.gov.

**120 E. Broad St
Smithville**

NOW HIRING

Asst. Managers
Shift Supervisors
Crew Members, Drivers

Need Dough?
Looking for friendly, customer focused employees with smiling faces and a strong work ethic.

Benefits:
Positive Work Environment
Flexible Hours
Competitive Pay

Apply Online at jobs.pizzahut.com

Equal Opportunity Employer

Services

Business Services

TRUCKING INSURANCE
- Long or short haul -
- Monthly pay terms -
- A rated carriers -

HOOVER & SON INSURANCE
Since 1901
931-473-2200
fax 931-473-2543

Real Estate

For Rent

FOR RENT
3 bedroom houses for rent.
Call: 615-444-0038
for info

Always call
597-5485
to place
your ad!

To
Advertise
Call
597-5485
Ask For
Angie

PROOF OF PUBLICATION

LAURA BILBREY
Accounts Payable
Bass Berry Sims Plc
150 3 Rd Ave South Suite 2800
Nashville TN 37201

STATE OF WISCONSIN, COUNTY OF BROWN

The Tennessean, a newspaper published in the city of Nashville, Davidson County, State of Tennessee, and personal knowledge of the facts herein state and that the notice hereto annexed was Published in said newspapers in the issue:

02/08/2024

and that the fees charged are legal.
Sworn to and subscribed before on 02/08/2024



Legal Clerk



Notary, State of WI, County of Brown

8-25-26

My commission expires

Publication Cost: \$1108.84
Order No: 9823324 # of Copies:
Customer No: 1331673 1
PO #: Tennessee Quality Ca

THIS IS NOT AN INVOICE!

Please do not use this form for payment remittance.

MARIAH VERHAGEN
Notary Public
State of Wisconsin

9823324
NOTIFICATION OF INTENT TO APPLY FOR A CERTIFICATE OF NEED
This is to provide official notice to the Health Facilities Commission and all interested parties, in accordance with T.C.A. §68-11-1601 et seq., and the Rules of the Health Facilities Commission, that Tennessee Valley Home Care, LLC, d/b/a Tennessee Quality Care – Home Health, a/an proposed home care organization owned by American Home Care, LLC with an ownership type of Limited Liability Company and to be managed by itself intends to file an application for a Certificate of Need for the establishment of a home care organization and the initiation of home health services in a 21-county service area that includes: Cheatham, Clay, Cumberland, Davidson, DeKalb, Fentress, Jackson, Macon, Maury, Montgomery, Overton, Pickett, Putnam, Robertson, Rutherford, Smith, Sumner, Trousdale, White, Williamson and Wilson Counties. Upon approval of this project, these 21 counties will be removed from the 51-county licensed service area of Tennessee Valley Home Care, LLC, d/b/a Tennessee Quality Care – Home Health (License No. 221), an existing home care organization located at 580 Tennessee Avenue, North, Parsons, Decatur County, Tennessee that is also owned by American Home Care, LLC. The address of the project will be 95 Signature Place, Lebanon, Wilson County, Tennessee, 37087. The estimated project cost will be \$735,500. The anticipated date of filing the application is 03/01/2024. The contact person for this project is Mr. Jeff Stofko who may be reached at Ascendiant Healthcare Advisors, Inc. – 1335 Environ Way, Chapel Hill, North Carolina, 27517 – Contact No. 919-403-3300. The published Letter of Intent must contain the following statement pursuant to T.C.A. §68-11-1607 (c)(1). (A) Any healthcare institution wishing to oppose a Certificate of Need application must file a written notice with the Health Facilities Commission no later than fifteen (15) days before the regularly scheduled Health Facilities Commission meeting at which the application is originally scheduled; and (B) Any other person wishing to oppose the application may file a written objection with the Health Facilities Commission at or prior to the consideration of the application by the Commission, or may appear in person to express opposition. Written notice of opposition may be sent to: Health Facilities Commission, Andrew Jackson Building, 9th Floor, 502 Deaderick Street, Nashville, TN 37243 or email at hsda.staff@tn.gov.

STATE OF TENNESSEE
COUNTY OF WHITE

Proof of Publication

I, Cristie Vinson, of lawful age, being solely sworn upon oath, deposes and says that I am the Publisher of *The Expositor*, a weekly publication, that is a "legal newspaper" in the City of Sparta, for the county of White, the City of Spencer, for the county of Van Buren, in the State of Tennessee, and that the attachment hereto contains a true and correct copy of what was actually published in said newspaper on the following dates:


- This Legal notice was also published online at www.spartalive.com and www.publicnoticeads.com during the duration of the run dates listed. This publication fully complies with Tennessee Code Annotated 1-3-120.

Name of Principal: Bass Berry & Sims
Ad Description: Notice of Intent

COST OF PUBLICATION		<u>February 8th</u> , 2024
Per Insertion	\$ <u>172.⁰⁰</u>	_____, 2024
Total	\$ <u>172.⁰⁰</u>	_____, 2024
		_____, 2024
		_____, 2024
		_____, 2024
		_____, 2024

State of Tennessee
County of White

Subscribed and sworn to before me on this
8th Day of February, 2024



By Cristie Vinson Cristie Vinson
Amelia S. Vinson

Amelia (Amy) S. Vinson
NOTARY PUBLIC

My Commission Expires May 22, 2024

Connections. Keep services you need

HERE'S MY CARD

Insurance

How do I know which Medicare Plans are right for me?

I CAN HELP!

are supplement; Medicare advantage, part D; rug Coverage? The options seem endless!

CALL JIM HAYES - INSURANCE

, TN • 931-836-2636 office or 931-808-8818 cell

Auto Detail

Kristine AUTO DETAIL

FREE QUOTES

INTERIOR & EXTERIOR

PAINT CORRECTION

CERAMIC COATING

Nick Hatmaker

931.316.0303

GIVE ME A CALL TODAY

???

HERE'S MY CARD!

This could be your business!

???

HERE'S MY CARD!

This could be your business!

NOTIFICATION OF INTENT TO APPLY FOR A CERTIFICATE OF NEED

This is to provide official notice to the Health Facilities Commission and all interested parties, in accordance with T.C.A. §68-11-1601 et seq., and the Rules of the Health Facilities Commission, that Tennessee Valley Home Care, LLC, d/b/a Tennessee Quality Care – Home Health, a/an proposed home care organization owned by American Home Care, LLC with an ownership type of Limited Liability Company and to be managed by itself intends to file an application for a Certificate of Need for the establishment of a home care organization and the initiation of home health services in a 21-county service area that includes: Cheatham, Clay, Cumberland, Davidson, DeKalb, Fentress, Jackson, Macon, Maury, Montgomery, Overton, Pickett, Putnam, Robertson, Rutherford, Smith, Sumner, Trousdale, White, Williamson and Wilson Counties. Upon approval of this project, these 21 counties will be removed from the 51-county licensed service area of Tennessee Valley Home Care, LLC, d/b/a Tennessee Quality Care – Home Health (License No. 221), an existing home care organization located at 580 Tennessee Avenue, North, Parsons, Decatur County, Tennessee that is also owned by American Home Care, LLC. The address of the project will be 95 Signature Place, Lebanon, Wilson County, Tennessee, 37087. The estimated project cost will be \$735,500.

The anticipated date of filing the application is 03/01/2024.

The contact person for this project is Mr. Jeff Stofko who may be reached at Ascendient Healthcare Advisors, Inc. – 1335 Environ Way, Chapel Hill, North Carolina, 27517 – Contact No. 919-403-3300.

The published Letter of Intent must contain the following statement pursuant to T.C.A. §68-11-1607 (c)(1). (A) Any healthcare institution wishing to oppose a Certificate of Need application must file a written notice with the Health Facilities Commission no later than fifteen (15) days before the regularly scheduled Health Facilities Commission meeting at which the application is originally scheduled; and (B) Any other person wishing to oppose the application may file a written objection with the Health Facilities Commission at or prior to the consideration of the application by the Commission, or may appear in person to express opposition. Written notice of opposition may be sent to: Health Facilities Commission, Andrew Jackson Building, 9th Floor, 502 Deaderick Street, Nashville, TN 37243 or email at hsda.staff@tn.gov.

NATIONAL

Pizza Day

FEBRUARY 9

Index of Endnotes
Tennessee Valley Home Care, LLC
TQC East Application

- (1) American National Home Care is listed as “HomeCare Excellence, LLC” in the 2022 JARs.
- (2) “Percentage of U.S users of long-term care services in 2015 and 2016, by provider and age group.” Statista. Updated November 30, 2023. Accessed at <https://www.statista.com/statistics/318577/long-term-care-services-in-the-us-by-type-and-age-group/>.
- (3) *Long-term Care Providers and Services Users in the United States, 2015-2016*. Centers for Disease Control and Prevention, National Center for Health and Human Services. February 2019, accessed at https://www.cdc.gov/nchs/data/series/sr_03/sr03_43-508.pdf.
- (4) *AHHQI Home Health Chartbook 2020*. Alliance for Home Health Quality and Innovation. 2020, accessed at https://ahhqi.org/images/uploads/AHHQI_2020_Home_Health_Chartbook_-_Final_09.30.2020.pdf.
- (5) “About.” United States Census Bureau. July 25, 2023. Accessed at <https://www.census.gov/programs-surveys/metro-micro/about.html>.
- (6) “Urban and Rural Classification Press Kit.” United States Census Bureau. December 29, 2022. Accessed at <https://www.census.gov/newsroom/press-kits/2022/urban-rural-classification.html>, see “State-level Urban and Rural Information for the 2020 Census and 2010 Census.”
- (7) Ibid. See “2020 Census Urban Areas for the U.S., Puerto Rico, and Island Areas sorted by UACE code.”
- (8) Cohen, Steven A and Greaney, Mary L. “Aging in Rural Communities.” *Current Epidemiology Reports*, 2023, 10(1), pp. 1-16. Published online November 9, 2022. Accessed January 5, 2024, at <https://www.ncbi.nlm.nih.gov/pmc/articles/PMC9644394/>.
- (9) “Healthcare Access in Rural Communities.” *Rural Health Information Hub*. Last updated November 9, 2023. Accessed at <https://www.ruralhealthinfo.org/topics/healthcare-access#barriers>.
- (10) “ZIP Code Tabulation Areas...are a geographic product of the U.S. Census Bureau created to allow mapping, display, and geographic analyses of the United States Postal Service (USPS) Zone Improvement Plan (ZIP) Codes dataset.” Via “Zip Code Tabulation Areas (ZCTAs).” United States Census Bureau. Last revised August 10, 2023. Accessed at <https://www.census.gov/programs-surveys/geography/guidance/geo-areas/zctas.html>.
- (11) Probst, Janice C.; Benavidez, Gabriel; Yell, Nicholas; Eberth, Jan; and Merrell, Melinda. *August 2022 Findings Brief*. Rural & Minority Health Research Center. Accessed January 5, 2024, at https://sc.edu/study/colleges_schools/public_health/research/research_centers/sc_rural_health_research_center/documents/homehealthmrgprobst81922.pdf, p. 6.
- (12) Hoerster, Katherine D.; Lehavot, Keren; Simpson, Tracy; McFall, Miles; Reiber, Gayle; and Nelson, Karin M. “Health and health behavior differences: U.S. Military, veteran, and civilian men.” *American Journal of Preventative Medicine*, November 2012, 43(5), pp. 483-9. Accessed at <https://pubmed.ncbi.nlm.nih.gov/23079170/>. Also see Haltom, Trenton M; Tiong, Joyce; Evens, Tracy L; Kamdar, Nipa; True, Gale; and Kunik, Mark E. “Unmet

Needs and Coping Strategies of Older Underserved Veterans During the COVID-19 Pandemic.” *Journal of Primary Care & Community Health*, January 2023, 14. Published online July 2, 2023, accessed at <https://www.ncbi.nlm.nih.gov/pmc/articles/PMC10315790/>.

- (13) *Annual Benefits Report: Fiscal Year 2022*. Veterans Benefits Administration, U.S. Department of Veterans Affairs. Accessed January 4, 2024, at <https://www.benefits.va.gov/REPORTS/abr/docs/2022-abr.pdf>.
- (14) “Rural Veterans and Access to Healthcare.” *Rural Health Information Hub*. Last updated December 11, 2023. Accessed at <https://www.ruralhealthinfo.org/topics/returning-soldier-and-veteran-health#health-concerns>.
- (15) “Nation’s Urban and Rural Populations Shift Following 2020 Census.” United States Census Bureau. December 29, 2022. Accessed at <https://www.census.gov/newsroom/press-releases/2022/urban-rural-populations.html>.
- (16) “What is Accreditation?” The Joint Commission. Accessed January 11, 2024, at <https://www.jointcommission.org/what-we-offer/accreditation/become-accredited/what-is-accreditation/>.

Project Name : Tennessee Valley Home Care, LLC, d/b/a Tennessee Quality Care – Home Health

Supplemental Round Name : 1

Due Date : 3/12/2024

Certificate No. : CN2402-005

Submitted Date : 3/5/2024

1. 1E. Overview

What percentage of patients in the proposed 21-county service area are expected to be private duty nursing patients?

Does the applicant intend to expand any service offerings, i.e. adding home infusion therapy services in the first two years of the project?

Response : According to internal census data from Tennessee Quality Care’s (TQC) branch offices currently serving the proposed TQC East region, approximately five percent of total home health patients in the 21-county service area have been private duty nursing patients. Given that TQC does not propose to expand its overall service area in either of its complementary and concurrent applications (TQC East/TQC West), TQC believes that it will treat this same percentage of private duty nursing patients in TQC East following the approval of the proposed project.

TQC does not intend to expand its service offerings at this time beyond the traditional home health services it has historically provided. While TQC may consider additional service offerings in the future, TQC’s primary focus in pursuing the TQC East and TQC West projects is to improve the quality of its existing services and provide even greater care access.

2. 6C. Historical/Projected Data Chart

It is noted that the applicant does not have any Charity Care reported or projected in response to Item 6C. Please explain.

Does the applicant maintain a charity care policy?

Response : As stated in its response to Question 10C, TQC Parsons already serves underserved patient populations, including medically indigent patients who lack the ability to pay for home health services. Upon approval, TQC East intends to operate in the same manner, caring for patients in need of home health services regardless of their ability to pay. Based on TQC’s and Addus’s historical experience to date, TQC has not maintained a charity care policy as patients in need of charity care have typically made up a small portion of its patient population. As shown in the Projected Payor Mix table in Question 10C, which is based on TQC Parsons’s nearly 40 years of operating in Tennessee, the majority of TQC’s patients typically have some form of insurance with the majority of its patients being Medicare/TennCare patients. TQC is willing to furnish charity care when appropriate and implement a corresponding policy, as well as continually examine its operations to ensure it is meeting patients’ needs. In addition, with the reorganization that will occur through TQC East and TQC West, TQC expects to be able to engage in more comprehensive community outreach, which may facilitate access for more patients in need of charity care.

3. 1N. Criteria and Standards

There appears to be an error Table 1N-3 on Page 8 of Attachment 1N - for the 2023 Fentress County population total which also results in an error to the Service Area Total row.

Please revise Attachment 1N and re-attach (labeled as Attachment 1NR.)

Response : Please see the resubmitted Attachment 1NR, which includes a revised version of Table 1N-3, labeled Table 1N-3R, with Fentress County's true 2023 population, as well as its revised home health use rate per 1,000 patients.

Please also see Attachment 1N-4R for additional letters of support for the proposed TQC East project.

4. 3A. Proof of Publication

It appears that the Trousdale - Hartsville Vidette was published after the 15th of February. Please confirm whether the applicant is willing to proceed with the application if Trousdale County is not included in the service area as a result of the notice of publication falling outside of the allowable date range.

Response : As reflected in Attachment 3A, TQC timely published legal notice in the "Legal Notices" section of the online version of the Hartsville Vidette on February 12, 2024. As shown in Attachment 3AR, attached in coordination with the submission of these supplemental responses, the legal notice was published and publicly available on both the landing page of the Hartsville Vidette's website (<https://www.lebanondemocrat.com/hartsville/>) and the Tennessee Press Association's website ([https://www.tnpublicnotice.com/\(S\(3bdgay2llkz5pwlmj3utm5\)\)/default.aspx](https://www.tnpublicnotice.com/(S(3bdgay2llkz5pwlmj3utm5))/default.aspx)), which is linked directly from the "Legal Notices" page on the Hartsville Vidette's website.

Below, and in Attachment 3AR, is a summary of TQC's ongoing correspondence with personnel at the Hartsville Vidette from February 2, 2024, when TQC initially transmitted its legal notice to the Hartsville Vidette, to February 17, 2024, when the Hartsville Vidette remedied its self-caused publication error outlined below:

February 2, 2024 – TQC transmitted its publication of intent for the TQC East project to the Hartsville Vidette, shortly after filing the TQC East letter of intent with the HFC. In its February 2, 2024, email correspondence, Bass, Berry Sims ("BBS"), on behalf of TQC, explicitly requested publication of TQC's legal notice in the print edition of the Hartsville Vidette on **February 10, 2024**, understanding that the Hartsville Vidette only published a print edition one-time weekly and that February 10, 2024, was the only timely print publication date during the HFC's required print edition publication window.

February 5, 2024 – A representative from the Hartsville Vidette responded to BBS, **"I have received and scheduled your legal ad to run once (2/10) in the Hartsville Vidette as requested."**

February 8, 2024 – BBS followed up with the same Hartsville Vidette representative to confirm that TQC’s legal notice was scheduled to run on February 10, 2024. The Hartsville Vidette responded, “I just rechecked and you are **set to run Sat, Feb 10th in the Hartsville Vidette.**”

February 12, 2024 – The same Hartsville Vidette representative contacted BBS and said, “Please call me at your earliest convenience regarding your ad *that was supposed to run in the Hartsville Vidette.*” At that time, the representative informed BBS that inexplicably, due to no fault of BBS or TQC, TQC’s legal notice was not published in the February 10, 2024, print edition of the paper. Immediately upon acknowledging the publication error, on February 12, 2024, the Hartsville Vidette published TQC’s legal notice on its landing page and in other prominent locations on its website, as well as in the “Legal Notices” section of its webpage, which links directly to the Tennessee Press Association website. Screenshots of the Hartsville Vidette’s webpage as it appeared on February 12, 2024, and February 14, 2024, are included in Attachment 3AR.

February 17, 2024 – In addition to publishing the legal notice online, TQC’s legal notice ran in the February 17, 2024, print edition of the Hartsville Vidette, which was the next soonest publication date after the newspaper failed to publish the original notice on February 10, 2024.

For a variety of reasons, including that the newspaper’s failure to publish notice in its print edition was completely outside of TQC’s control, TQC submits that it complied with the HFC’s notice publication requirements. The core purpose of the HFC’s notice requirement is to ensure that the public is adequately informed of upcoming projects affecting the counties in which they reside and to give interested parties the opportunity to voice opposition to the project. This objective was undoubtedly satisfied here – not to mention, as discussed throughout the application, TQC is already an established home health provider in Trousdale County. The legal notice was published in the Hartsville Vidette, a newspaper of general circulation in Trousdale County, for at least one day between February 1, 2024, and February 15, 2024. In fact, it appeared for at least three whole days before February 15, 2024, allowing for even more extensive public notice than the HFC’s one-day publication requirement. At the same time, TQC’s publication of intent ran in a total of 14 other newspapers of general circulation in neighboring counties between February 1, 2024, and February 15, 2024. One of these 14 newspapers was the Tennessean, which the HFC f/k/a the Health Services & Development Agency has considered a newspaper of general circulation in Trousdale County in prior CON projects. In addition to past projects, Tennessee Attorney General Opinion 09-07, included within Attachment 3AR, confirms that the Tennessean qualifies as a newspaper of general circulation in Trousdale County for purposes of publishing official notices. Thus, TQC submits that it complied with notice publication requirements.

5. 3N. Demographics

There appears to be an error in the demographic table included with Attachment 3N.B for the following items:

Persons Below Poverty Level as % of Total - All Counties when compared to the Census QuickFacts website.

Please revise and resubmit Attachment 3N.B (labeled as Attachment 3N.BR.)

Response : Please see the resubmitted Attachment 3N.BR.

6. 5N. Unimplemented services

Please label the table provided in response to Item 5N with the past three Joint Annual Report years (2021 - 2023) rather than 2020-2022.

The following agencies appear to be missing from the table:

2021-2023 - ID 33083: Guardian Home Care, LLC

2021-2023 - ID 19084: Kindred at Home

2021-2023 - ID 47042: Kindred at Home

2021-2023 - ID 95074: Kindred at Home

2023 - ID 79466: Optum Women's and Children's Health LLC

2023 - ID 19504: TwelveStone Infusion Support

2023 - ID 01032: Clinch River Home Health

2021 - ID 94074: Guardian Home Care of Nashville, LLC.

Please include missing items and resubmit Attachment 5N (labeled as Attachment 5NR).

Response : Please see the resubmitted Attachment 5NR for the revised home health utilization in the proposed service area, now including the HHAs listed above.

Of note, the revised home health utilization for TQC East's proposed 21-county service area alters a few pieces of TQC's initial CON application, including its projected utilization for its first two fiscal years. In order to remain consistent with its revised tabulation of the home health utilization for its proposed service area, TQC has modified its application as appropriate to reflect these new figures. This includes a modification to multiple tables in its discussion of its methodology and assumptions in Question 6N. The tables that have been updated are denoted as such, as Table 6N-7R, Table 6N-8R, Table 6N-9R, and Table 6N-10R.

TQC has also revised multiple attachments to reflect this updated service area utilization. Please see resubmitted Attachment 6N (labeled as Attachment 6NR) for the revised projected total home health patient utilization for TQC East in its first and second full years of service. Please also see resubmitted Attachment 8C (labeled as Attachment 8CR) for the revised charges per visit from 2023 JARs for HHAs in the proposed service area as well as the total visits, hours, gross revenue, average revenue per patient, and average revenue per visit from the 2023 JARs for HHAs in the proposed service area.

Project Name : Tennessee Valley Home Care, LLC, d/b/a Tennessee Quality Care – Home Health

Supplemental Round Name : 2

Due Date : 3/13/2024

Certificate No. : CN2402-005

Submitted Date : 3/11/2024

1. 5N. Unimplemented services

Attachment 5NR includes the following errors which need to be corrected:

2021-2023: ID 75084 TwelveStone Infusion Support is labeled incorrectly as 19504 with duplicate data from the row above. Data for ID 75084 should only exist for 2023.

2021: ID 33083 - Accentcare Home Health of Tennessee (Hamilton), total patients (1,910) should be listed under 94074 - Williamson - Accentcare Home Health of Nashville.

Please revise and resubmit Attachment 5NR (labeled as Attachment 5NR2).

Response : Please see the resubmitted Attachment 5NR2 for the revised home health utilization as affected by the changes above. Please note that, as requested above, ID 33083 now lists “N/A” for its total patients for 2021, as those patients are now listed under ID 94074.

As was the case with its update of Attachment 5NR in its previous round of responses, the revised home health utilization for TQC East’s proposed 21-county service area alters a few pieces of TQC’s initial CON application, including its projected utilization for its first two fiscal years. In order to remain consistent with its revised tabulation of the home health utilization for its proposed service area, TQC has modified its application as appropriate to reflect these new figures. This includes a modification to multiple tables in its discussion of its methodology and assumptions in Question 6N. The tables that have been updated are denoted as such, as Table 6N-7R2, Table 6N-8R2, Table 6N-9R2, and Table 6N-10R2.

TQC has also revised multiple attachments to reflect this updated service area utilization. Please see resubmitted Attachment 6NR (labeled as Attachment 6NR2) for the revised projected total home health patient utilization for TQC East in its first and second full years of service. Please also see resubmitted Attachment 8CR (labeled as Attachment 8CR2) for the revised charges per visit from 2023 JARs for HHAs in the proposed service area, as well as the total visits, total hours, gross revenue, average revenue per patient, and average revenue per visit. Lastly, please see the resubmitted Attachment 1NR (labeled as Attachment 1NR2).