

Trauma Care Advisory Council

# Trauma Care in **Tennessee**

2025 Report to the 114th General Assembly

---



Trauma Care Advisory Council

December 5, 2025

## **AUTHORSHIP**

Regan Williams, MD, MS, FACS, FAAP  
Professor of Surgery and Pediatrics  
University of Tennessee Health Science Center  
Le Bonheur Children's Hospital  
Chair, Trauma Care Advisory Council  
Chair, Tennessee Committee on Trauma

Robert E. Seesholtz, MHA, BSN, RN, EMT-P  
Trauma System Director  
Tennessee Health Facilities Commission

Abby M. Cook, MBA, MSN, RN, CBN, CNOR, CSSM  
Assistant Trauma System Director  
Tennessee Health Facilities Commission

# Table of Contents

---

## OVERVIEW

- 3 Letters to the General Assembly
- 5 Executive Summary

## SYSTEM COMPONENTS

- 7 Trauma System Funding
- 9 Readiness Cost Survey
- 9 Trauma Registry
- 9 Research

## APPENDICES

- 10 I. Trauma Center Locations
- 12 II. Trauma Registry Reports
- 22 III. Trauma Fund Distribution 2024
- 28 IV. Research Publication Listing



**State of Tennessee**  
**Health Facilities Commission**

502 Deaderick Street, 9<sup>th</sup> Floor, Nashville, TN 37243

[www.tn.gov/hsda](http://www.tn.gov/hsda) Phone: 615-741-2364

---

December 5, 2025

Dear Members of the General Assembly,

As required by Tenn. Code Ann §68-59-103, we are pleased to submit our Annual Trauma Report. This report reflects activities and accomplishments of the Trauma Care Advisory Council (TCAC) and Tennessee's designated Trauma Hospitals.

The Trauma Care Advisory Council implemented in 1990 advises the Licensing Health Care Commission and other interested state Boards about the regulatory standards to ensure the adequacy of statewide trauma care. Rule promulgation is guided by national standards.

In 2007, the General Assembly enacted the Trauma Fund Law, providing valuable but limited financial resources to support and maintain Tennessee's statewide Trauma System. We appreciate the General Assembly's recent recognition of the need to financially bolster our statewide system and offer this report as evidence of not only that need, but of the TCAC's ability to be sagacious in spending to solely benefit our fellow citizens.

The data in this publication give an overview of patients cared for in Tennessee designated Trauma Centers and Comprehensive Regional Pediatric Centers. Our state has seen a remarkable growth in number of and level of trauma centers and state-wide system development. Only with your ongoing support can the TCAC continue to expand access to and assure quality trauma care for all injured Tennesseans.

Respectfully Submitted,

Regan F. Williams, MD, MS, FACS, FAAP  
Associate Professor of Surgery and Pediatrics, UTHSC  
Le Bonheur Children's Hospital  
Chair, Trauma Care Advisory Council  
Chair, Tennessee Committee on Trauma



**State of Tennessee**  
**Health Facilities Commission**

502 Deaderick Street, 9<sup>th</sup> Floor, Nashville, TN 37243

[www.tn.gov/hsda](http://www.tn.gov/hsda) Phone: 615-741-2364

---

December 5, 2025

Cordell Hull Building  
425 Rep. John Lewis Way North  
Nashville, TN 37243

Dear Members of the General Assembly:

The Health Facilities Commission (HFC) is pleased to distribute the Annual Trauma Report prepared by the Tennessee Trauma Care Advisory Council (TCAC) pursuant to Tennessee Code Annotated §68-59-103. TCAC is devoted to expanding access and quality trauma care for injured Tennesseans. The Health Facilities Commission is particularly grateful to TCAC Chairman Dr. Regan Williams and HFC Trauma System Director Rob Seesholtz for their report on these efforts.

The Health Facilities Commission receives guidance from TCAC on the regulatory standards for adequacy of state-wide trauma care. This report accurately details the activities and accomplishments of TCAC and its assistance to Tennessee's designated Trauma Centers.

Through the support of the General Assembly, the Health Facilities Commission strives to continually improve the delivery of valuable healthcare services in the State of Tennessee.

Sincerely,

Logan Grant  
Executive Director  
Health Facilities Commission

CC: Dr. Regan Williams  
Rob Seesholtz

## 2025 EXECUTIVE SUMMARY

Over calendar year 2024, 50,138 patients received care in a state designated trauma center or a Comprehensive Regional Pediatric Center (CRPC) due to a trauma-related injury. After COVID, traumatic injuries and resource consumption stabilized in Tennessee. The trend of patients managed in centers designed to improve the care of the injured has risen over the last ten (10) years, along with the request for new trauma care center designations. Such growth and institutional commitment drive a reduction in potential years of life lost, and increases return to family, work, and community. Despite this continual growth state-wide, the volume of many trauma-related injuries remains underreported, as patients are treated in non-trauma designated hospitals.

Tennessee Trauma Centers not only provide expert care but promote outreach and prevention. In addition, trauma centers are responsible for maintaining trauma center designation and for promoting excellence to ensure optimal care of the injured. Our trauma centers provide care for Tennesseans from practically every county in the state, as well as patients from nearly every state in the continental US. With the help of the Tennessee Committee on Trauma and other state agencies, the Trauma Care Advisory Council (TCAC) promotes prevention of both pediatric and adult causes of trauma, teen suicide, seatbelt and helmet use, and fall prevention in the elderly. TCAC is diligently working to understand the economics of trauma care and its benefits for the citizens of Tennessee.

TCAC was established in 1990 to promote trauma care policy and regulation. Currently, Tennessee has six (6) Level I trauma centers, ten (10) Level III centers, and one (1) Level IV center (newly designated as of 2024), for a total of seventeen (17) adult centers. There are an associated four (4) Comprehensive Regional Pediatric Centers (CRPC), responsible for treating injured pediatric patients. TCAC constantly reviews the designation rules and integrates the verification process of the American College of Surgeons Committee on Trauma to assess the programs at the highest national standard for trauma care. TCAC has also provided support to the Committee on Pediatric Emergency Care (CoPEC) to update the rules for pediatric trauma that were promulgated on October 8, 2025. These rules will put into place the ability for pediatric centers to seek Pediatric Trauma Center designation through the state. Two (2) of the CPRCs, one (1) of our Level III centers, and five (5) of the adult Level I centers have been verified by the American College of Surgeons Verification Committee of the Committee on Trauma in addition to holding state designation, and the other centers are in the process of verification to keep Tennessee at the forefront of best trauma practice.

Low energy falls in our older citizens is the number one cause of trauma admission and mortality. The admissions and death rates continue to climb as our population ages, accounting for greater than 50% of admissions in several trauma centers. Unfortunately, motor vehicle crashes (MVCs) remain lethal and are the second highest cause fatality rate in the state. Additionally, crashes involving other motorized vehicles (motorcycles, electric bicycles) are on the rise. Gun-related assaults account for 1816 incidents of the 4113 assaults in 2024.

This report provides information on not only injury patterns across the state and referral patterns, but also financial statistics. Other key aspects of this report include Injury Prevention actions and statewide research efforts – defining the outreach and prevention missions throughout our system. It is the goal of the TCAC to target future outreach and prevention activities through data from the state registry and to continually strive to improve patient outcomes through an array of performance improvement initiatives, research activities, and outcomes-based evidence research. Many centers have devised programs to educate the elderly on fall risk. The ‘Stop the Bleed’

education is perhaps the flagship program and continues to be actively taught so bystanders to any traumatic event know a simple method to stop active hemorrhage and alert the trauma system. The efforts of these trauma programs have led to the education of countless individuals across the state, such as school nurses, teachers, Scouts, first responders and many members of the Legislature and State offices.

This report also reflects the ongoing effort of the trauma centers as dedicated to caring for the injured patient. As the number of trauma centers and patients continues to increase in the state, the efforts of TCAC are focused on improving the outcomes of our citizens across the entire state. There are areas of the state that remain outside the contiguous counties of the major metropolitan areas that are not within easy reach of a designated trauma center. We continue to advocate for formal universal system designation of all hospitals as Level I, II, III or IV, to assuring the highest possible level of trauma care for all Tennesseans, in a state-wide system. To create this system, state dedicated funding remains desperately needed to preserve infrastructure, grow the smaller rural hospitals in our state, and improve our trauma system beyond that of neighboring states, especially in the face of rising costs to centers and decreasing revenue to the Trauma Fund.

The Trauma Fund, designated by Tenn. Code Ann. § 68-59-101, allocates funds for trauma center readiness, uncompensated care for all eligible hospitals, and to support a statewide, multidisciplinary Trauma Symposium focusing on the latest improvements in trauma care. TCAC recognizes the responsibility of administering taxpayers' money and has provided a mechanism to demonstrate fiscal responsibility. All income and disbursement of the Trauma Fund is reported. TCAC, the Tennessee Committee on Trauma, and all participants in the State Trauma System appreciate the Legislature's recent efforts, but more is needed. A formal survey was conducted to assess readiness cost for each trauma center in Tennessee. Readiness costs represent the investment each trauma center makes to "Stand Ready" to care for injured Tennesseans at any moment. We hope this survey will demonstrate to the General Assembly the need for increased funding for the Tennessee Trauma System.

With your ongoing support and endorsement, we continue to grow our mission of providing the highest level of care, injury prevention, education, and research to minimize the death and disability occurring because of injury across the state of Tennessee. As the Chair of the TCAC and TN Committee on Trauma and working alongside Rob Seesholtz and the many other members of the state team, I marvel every day at their selfless dedication to the care of the injured in Tennessee.

Regan Williams, MD, MS, FACS, FAAP.  
Chair, Trauma Care Advisory Council  
Chair, Tennessee Committee on Trauma

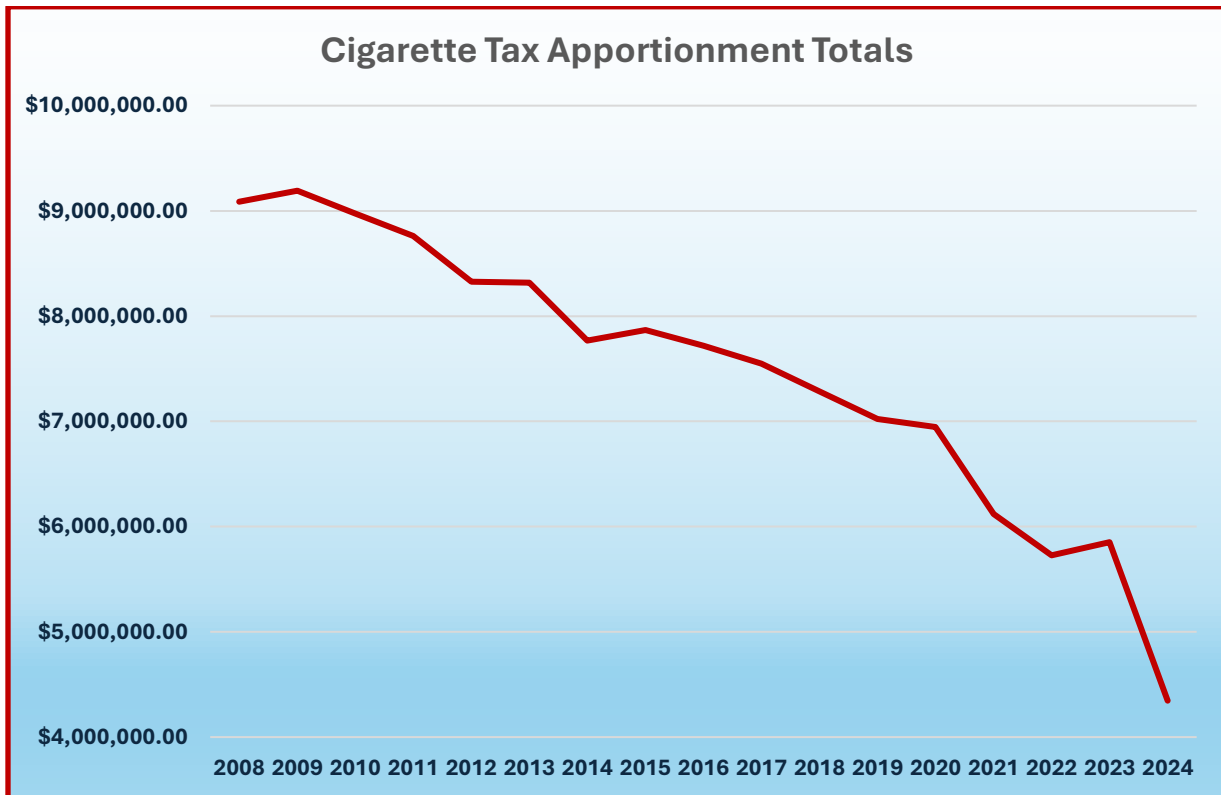
## TRAUMA SYSTEM FUNDING

With the passage of the Tennessee Trauma Center Funding Law of 2007, the Trauma Care Advisory Council was charged with developing recommendations on the distribution of Trauma System Fund reserves. In keeping with the intent of the statute, three (3) broad categories for disbursement were identified:

1. Money to support the trauma system infrastructure at the state level:
  - The State Trauma System Director is responsible for providing general oversight for Tennessee's system of trauma care. Responsibilities include oversight of Tennessee's trauma fund, trauma registry, administrative support to the Trauma Care Advisory Council, and the coordination of site visits for new and existing trauma centers. To address the growing needs of Tennessee's Trauma System, Abby Cook has been hired as the new Assistant Trauma System Director and is tasked with the coordination of the site review process, trauma registry, and data abstractions.
2. Readiness costs to designated trauma centers, pediatric trauma centers (PTC), and comprehensive regional pediatric centers:
  - Tennessee Trauma Centers and CRPC's are ready at a moment's notice to treat those suffering from traumatic injury and are required to maintain life critical services 24 hours day, 7 days a week, 365 days a year. While readiness costs disbursed from the trauma fund cannot realistically compensate centers for all their costs, readiness funds help to ensure that these necessary life critical services are maintained. Readiness cost amounts for state designated trauma centers and CRPC's are found in Appendix III.
3. Money for uncompensated care:
  - The trauma funding law provides for uncompensated care funding to be distributed to: designated trauma centers; PTCs and comprehensive regional pediatric centers; and other acute care hospitals functioning as a part of the trauma system.
  - Distribution to eligible hospitals is based on: the level of funding within the reserve account following infrastructure and readiness costs; and the documented level of each hospital's uncompensated trauma cost. Though this amount will vary from year to year, at the end of 2024, trauma fund disbursements totaled \$4,346,337.42 to eligible facilities. Appendix III shows quarterly payments made to eligible hospitals for calendar year 2024.

Trauma Fund disbursement totals have seen a steady decline since the fund’s inception in 2008. Since then, the trauma fund has decreased over \$4.7 million dollars. In 2023, trauma centers and CRPC’s saw \$4.4 billion in billed hospital charges making finding alternative sources of funding a priority to ensure the viability of Tennessee’s Trauma System.

Calendar Year	Trauma Fund Disbursement Totals
2008	\$9,086,822.57
2009	\$9,192,013.69
2010	\$8,973,548.13
2011	\$8,762,345.31
2012	\$8,328,132.57
2013	\$8,316,610.13
2014	\$7,768,758.15
2015	\$7,867,741.77
2016	\$7,717,970.86
2017	\$7,548,708.50
2018	\$7,283,384.96
2019	\$7,022,767.11
2020	\$6,946,577.34
2021	\$6,120,234.30
2022	\$5,727,920.14
2023	\$5,852,412.07
2024	\$4,346,337.42



## READINESS COST SURVEY

In May 2024, the TCAC was pleased to present its first readiness cost survey of Tennessee’s trauma centers and CRPC’s to members of the General Assembly. The data contained in the report are the costs needed to satisfy the regulatory requirements required to be a trauma center in Tennessee and involved the participation of fourteen (14) trauma centers and four (4) CPRCs.

The chart below indicates the results of this survey and is based on 2022 data which reflects trauma center readiness cost ranges and averages. Readiness costs have not been updated since the trauma funds passage in 2007. The purpose of this survey is to determine how to adjust readiness cost funding for trauma centers and CPRC’s and to articulate how expensive this vital service is to you and our fellow Tennesseans.

In fiscal year 2023-2024, the General Assembly allocated \$5 million dollars in reoccurring monies to Tennessee’s Trauma Fund in addition to the regular cigarette tax apportionment allocated to the Fund. These newly appropriated funds help to bolster funding that has seen a reduction in funding year after year since its inception. This will help to provide greatly needed funding to trauma centers and comprehensive regional pediatric centers that are responsible for treating the most critically injured Tennesseans and visitors to our state.

<u>Trauma Center</u>	<u>Low Amount</u>	<u>High Amount</u>	<u>Average</u>
Level I & II	\$13,430,746.00	\$25,851,277.00	\$20,585,135.00
CRPC	\$805,177.00	\$7,149,316.00	\$4,353,621.00
Level III	\$870,166.00	\$10,647,165.00	\$3,758,885.00

## TRAUMA REGISTRY

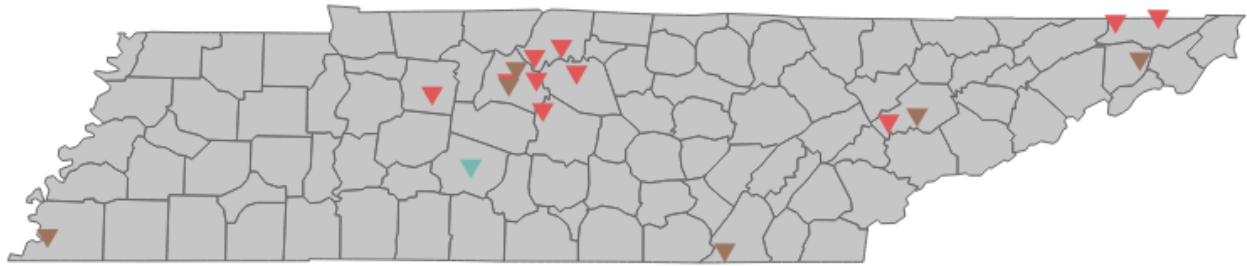
The Tennessee Trauma Registry is the data repository for patients presenting for care at Tennessee’s seventeen (18) participating trauma centers and four (4) CRPC’s. The Registry allows for an in-depth review of injury related codes, comorbidities, and complications to better determine the consequences of trauma in Tennessee. Contained registry reports represent injuries sustained and related hospital admissions in 2024 with additional volume trend reporting that includes the ten (10) years prior.

## RESEARCH

Level 1 trauma centers are charged with performing research. These endeavors allow ongoing improvements in trauma care on a continuous basis. Appendix IV represents a sample of these state-wide research publication efforts.

## Appendix I

### Current Adult Trauma Center Locations & Level of Designation



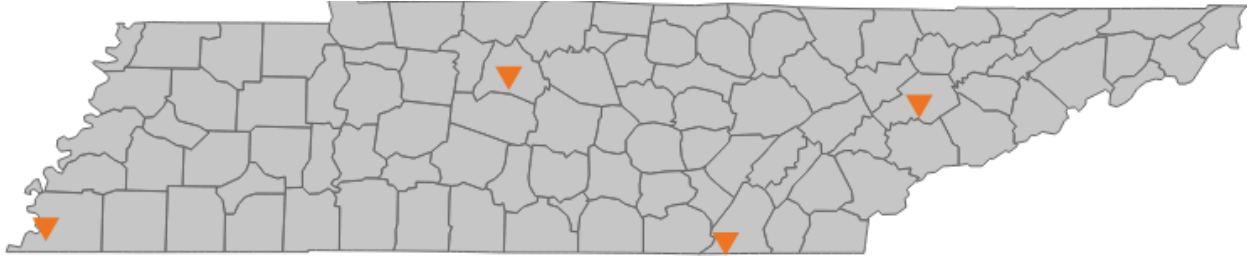
Level of Designation	Facility Name	Facility Location
I	Erlanger Medical Center*	75 E 3rd St Chattanooga TN 37403
I	Johnson City Medical Center	400 N State of Franklin Rd Johnson City TN 37604
I	Regional One Health*	877 Jefferson Ave Memphis TN 38103
I	University of Tennessee Medical Center*	1924 Alcoa Hwy Knoxville TN 37920
I	Vanderbilt University Medical Center*	1211 Medical Center Dr Nashville TN 37232
I	Tristar Skyline Medical Center*	3441 Dickerson Pike Nashville TN 37207
III	Bristol Regional Medical Center	1 Medical Park Blvd Bristol TN 37620
III	Holston Valley Medical Center	130 W Ravine Rd Kingsport TN 37660
III	Sumner Regional Medical Center	555 Hartsville Pike Gallatin TN 37066
III	Tristar Stonecrest Medical Center*	200 StoneCrest Boulevard Smyrna TN 37167
III	Tristar Horizon Medical Center	111 U.S.70 Dickson TN 37055
III	Tristar Summit Medical Center	5655 Frist Blvd Hermitage TN 37076
III	Tristar Hendersonville Medical Center	355 New Shackle Island Rd Hendersonville TN 37075
III	Tennova Healthcare- Turkey Creek Medical Center	10820 Parkside Dr Knoxville TN 37934
III	Vanderbilt Wilson County Hospital	1411 W Baddour Pkwy Lebanon TN 37087
III	Metropolitan Nashville General Hospital	1818 Albion St Nashville TN 37208
IV	Maury Regional Medical Center	1224 Trotwood Ave Columbia TN 38401

\*The following have also been verified as a Trauma Center through the American College of Surgeons:

- Erlanger Medical Center
- Regional One Medical Center
- Tristar Skyline Medical Center
- University of Tennessee Medical Center
- Vanderbilt University Medical Center
- TriStar Stonecrest Medical Center

## Appendix I

### Comprehensive Regional Pediatric Center Locations



Facility Name	Facility Location
Monroe Carell Jr. Children's Hospital*	2200 Children's Way Nashville TN 37232
East Tennessee Children's Hospital	2018 W Clinch Ave Knoxville TN 37916
Le Bonheur Children's Hospital*	848 Adams Ave Memphis TN 38103
Children's Hospital at Erlanger	910 Blackford St Chattanooga TN 37403

\*The following facilities have also been verified as a Level I Pediatric Trauma Center through the American College of Surgeons:

- Le Bonheur Children's Hospital
- Monroe Carell Jr. Children's Hospital at Vanderbilt

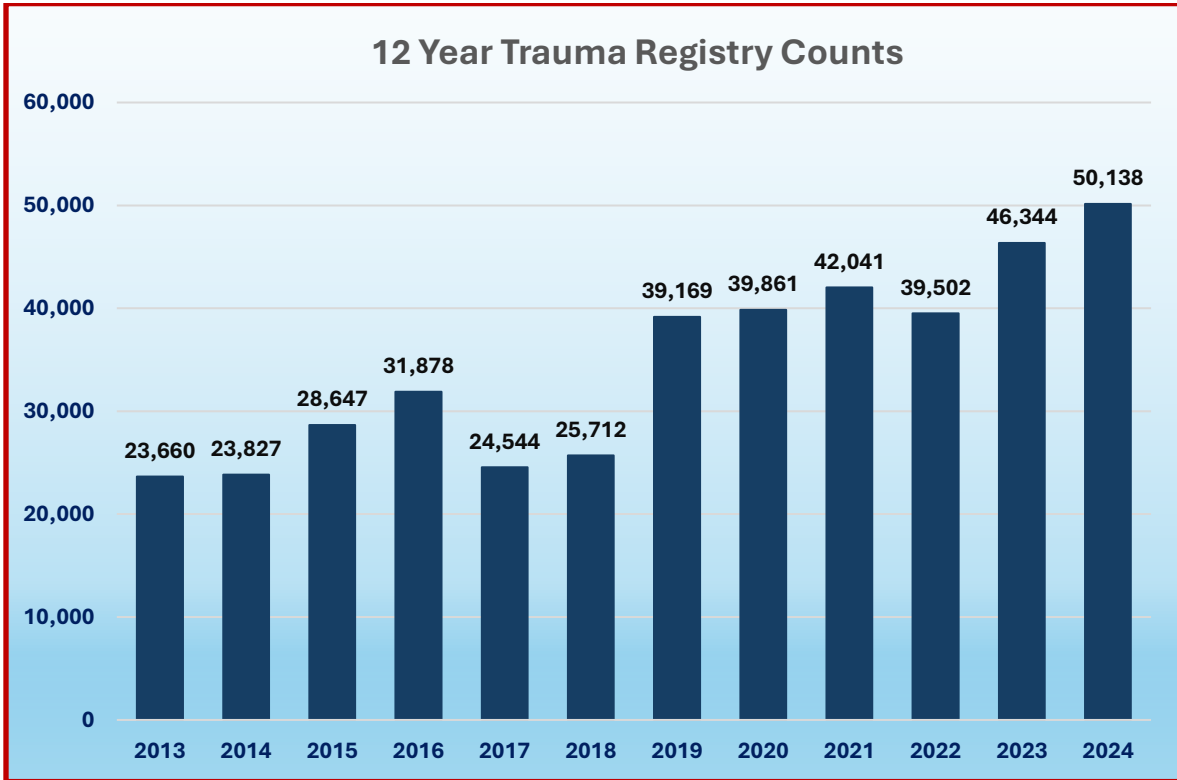
## 2024 Trauma Registry Reports

---

### Figure

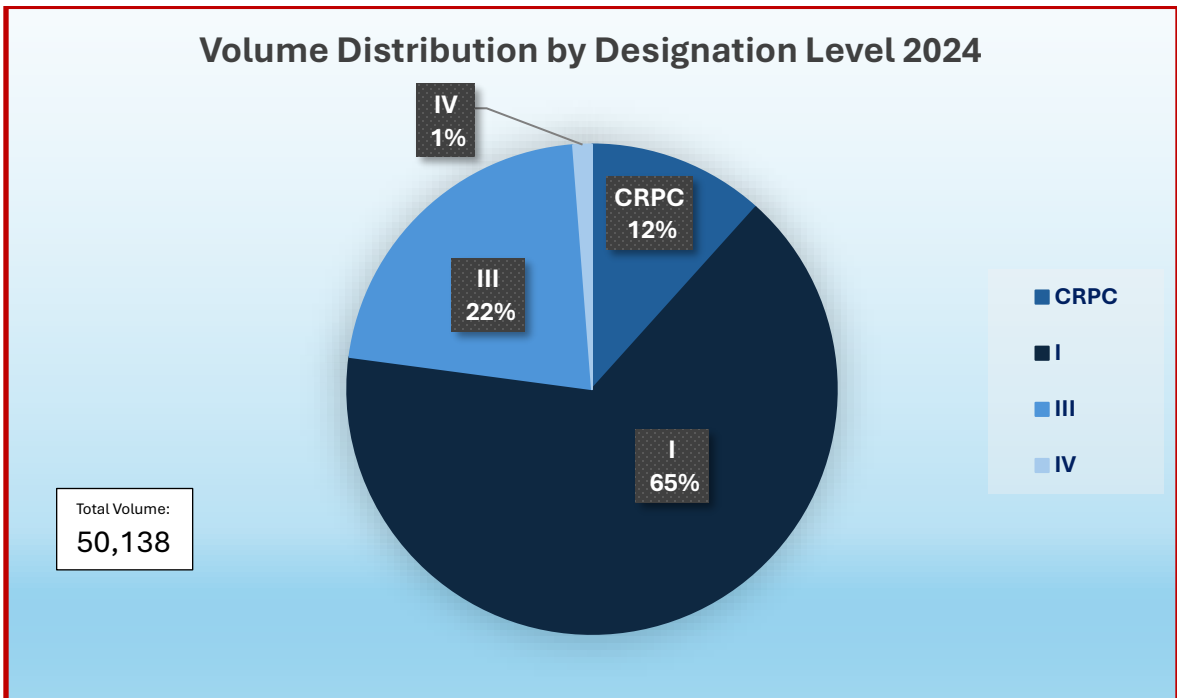
- 1a. 12 Year Trauma Registry Counts (2013-2024)
- 1b. Volume Distribution by Facility Designation Level
- 2a. Patient Counts by Payor Source
- 2b. Admission Services
- 3a. Patient Counts by Gender
- 3b. Patient Counts by Age Group & Gender
- 4a. Patients Treated by State of Residence
- 4b. Patients Treated by TN County of Residence
- 5a. Patient Counts by Ambulance Transport Mode
- 5b. Patient Counts by Top Causes of Injury
- 6a. Patient Counts by Hospital Disposition
- 6b. Patient Counts by Emergency Department Disposition
- 7a. Injury Severity Scores
- 7b. Fatalities by Age Range
8. Top 5 Fatalities by ICD-10 Category

Figure 1a.



In 2024, 50,138 patients were entered in the state trauma registry due to meeting inclusion criteria related to traumatic injury. The growth pattern of traumatic injury patient totals recorded in the registry since 2013 is shown above.

Figure 1b.



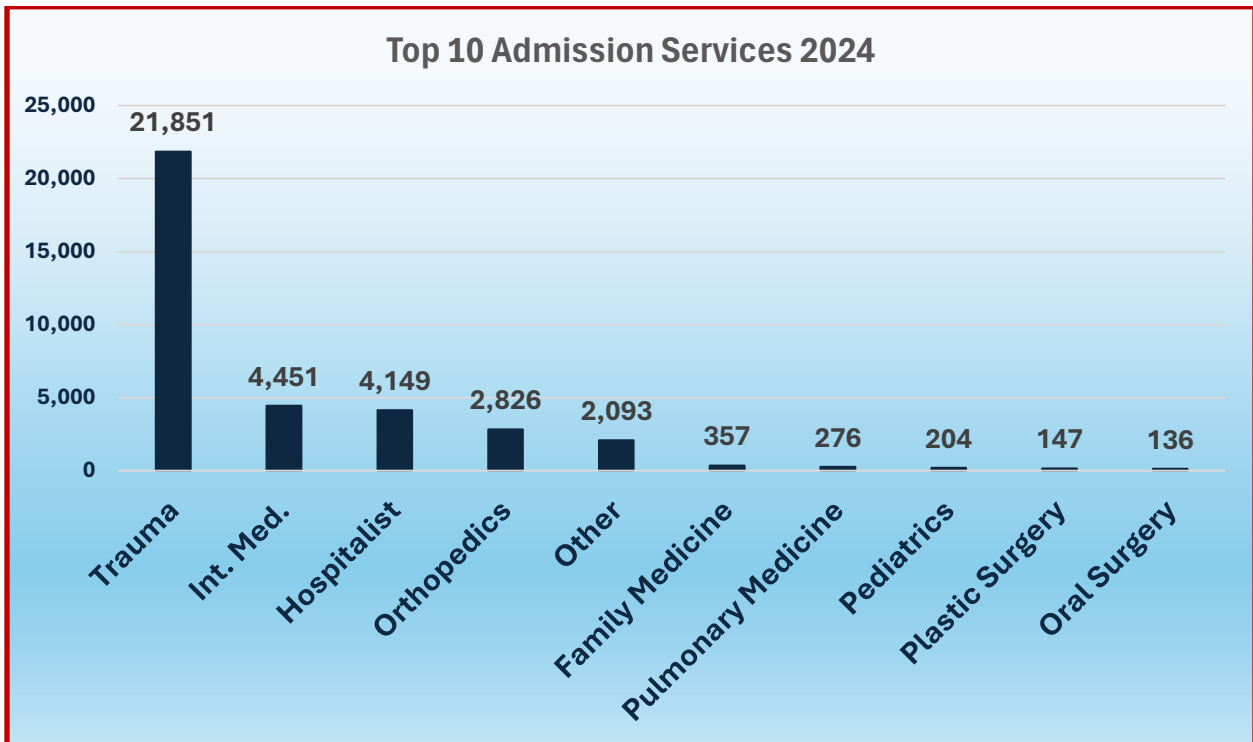
The chart above reflects the distribution of patients who received care at trauma centers and CRPC's for calendar year 2024.

Figure 2a.



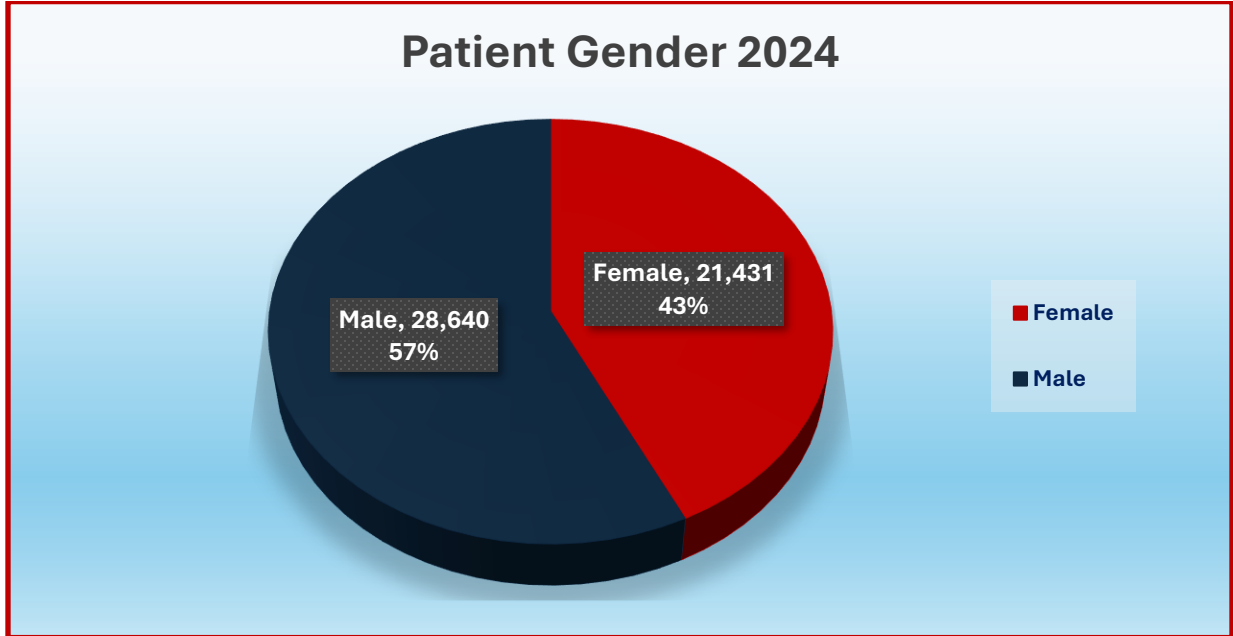
Commercial Insurance continues as the number one payor source for those receiving care at a trauma center or CRPC in 2024.

Figure 2b.



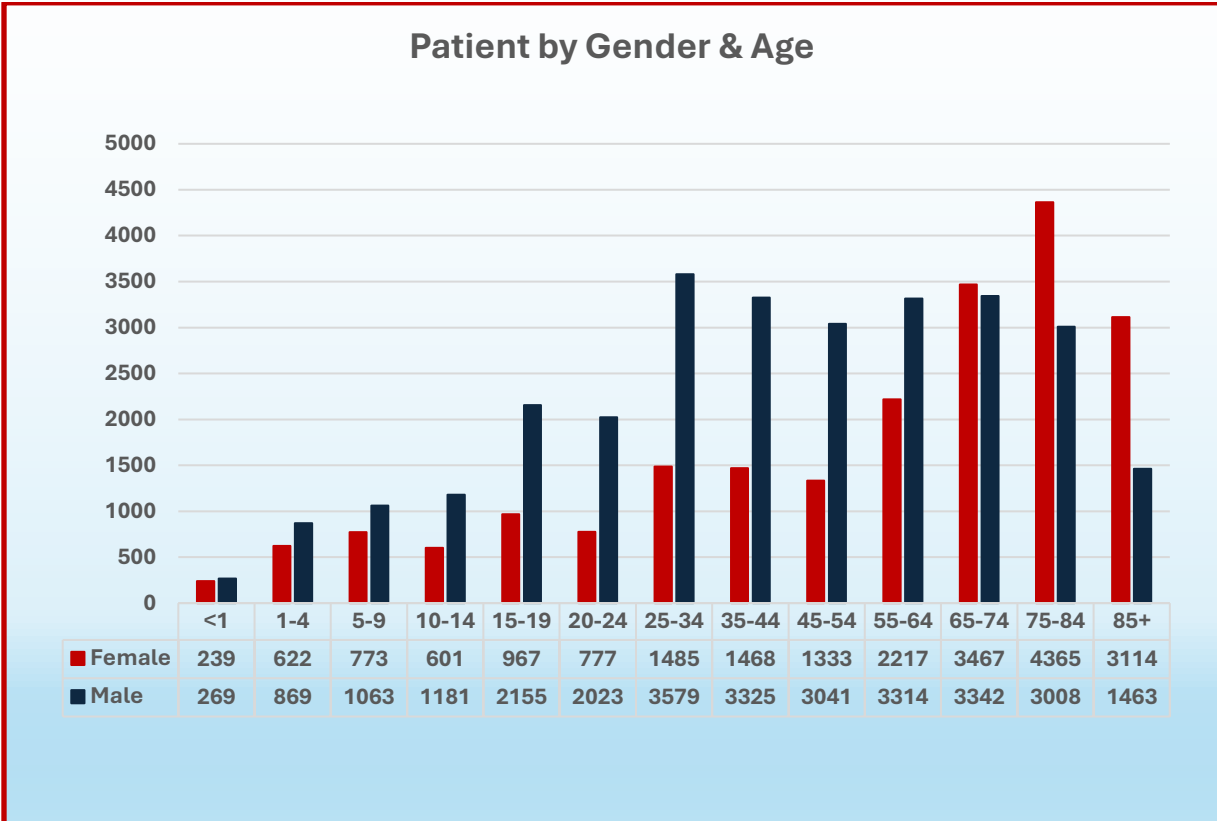
The graph above reflects the top 10 admission services utilized when being admitted for a traumatic injury. Outside of Internal Medicine/Hospitalists/Family Medicine, the next 3 admission specialty types are Neurosurgery (123), ENT (79), and Ophthalmology (74).

Figure 3a.



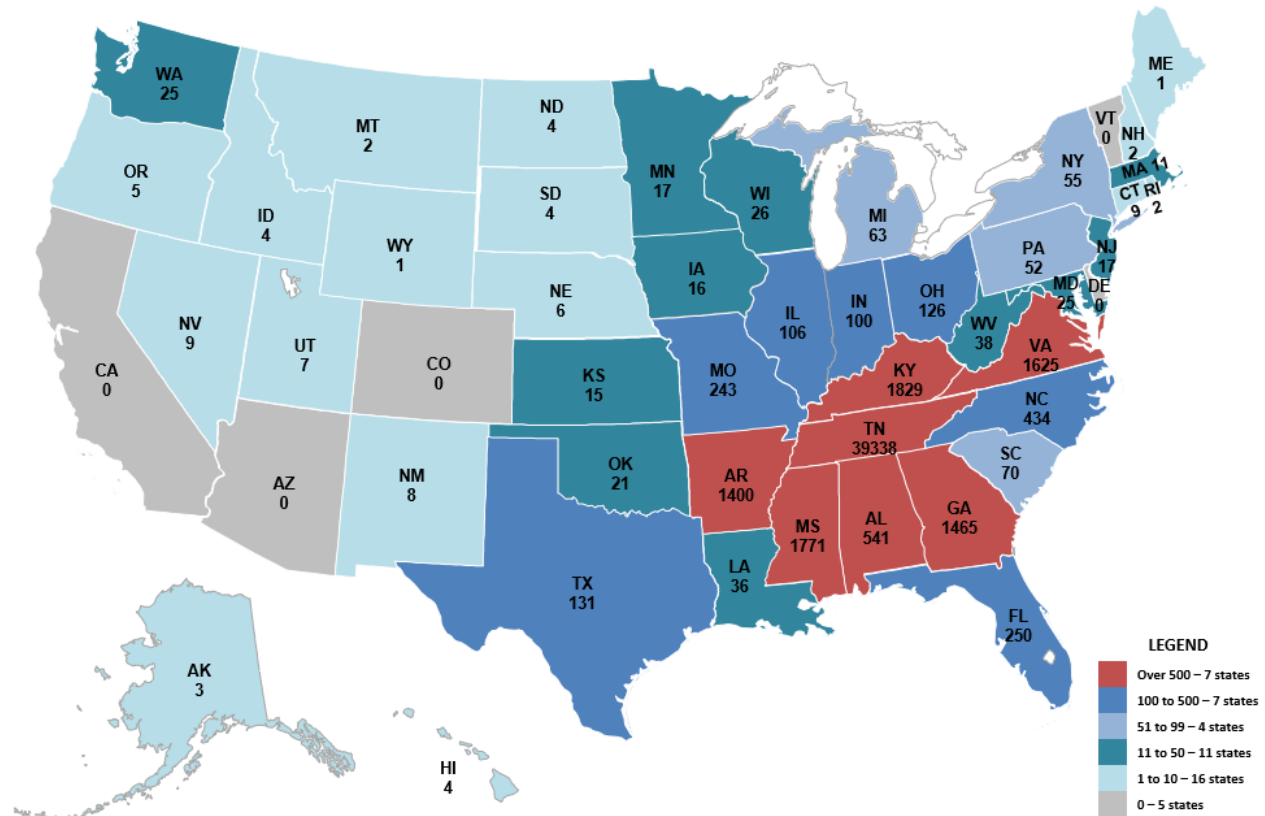
57% of all patients treated at a Tennessee trauma center or CRPC were male.

Figure 3b.



The information above is reflective of traumatic injury patient counts by age and gender for 2024.

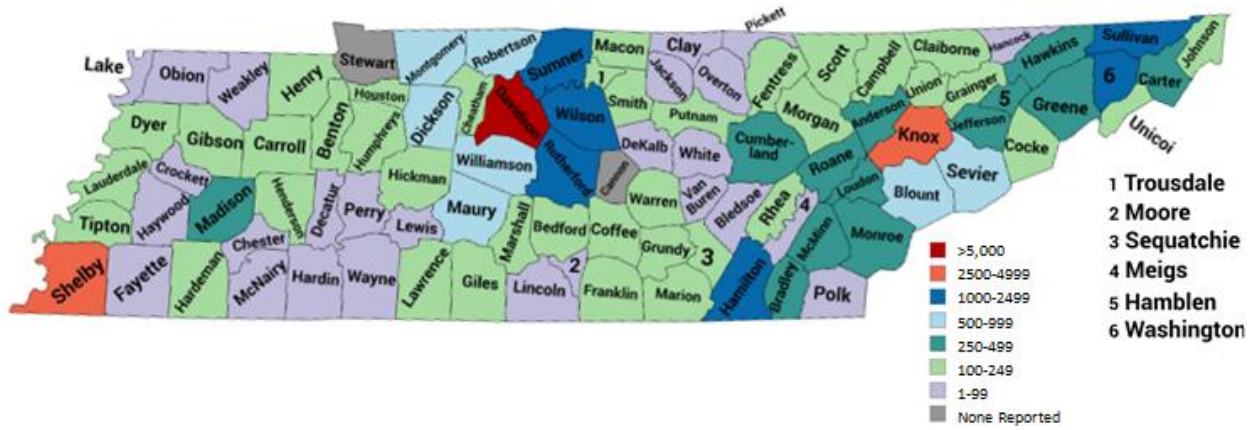
Figure 4a.



78% of all trauma cases treated in Tennessee trauma centers or CRPC's were Tennesseans (39,338); 21% of all cases (10,582) were residents of other states, and 1% not reported or unknown based on the data.

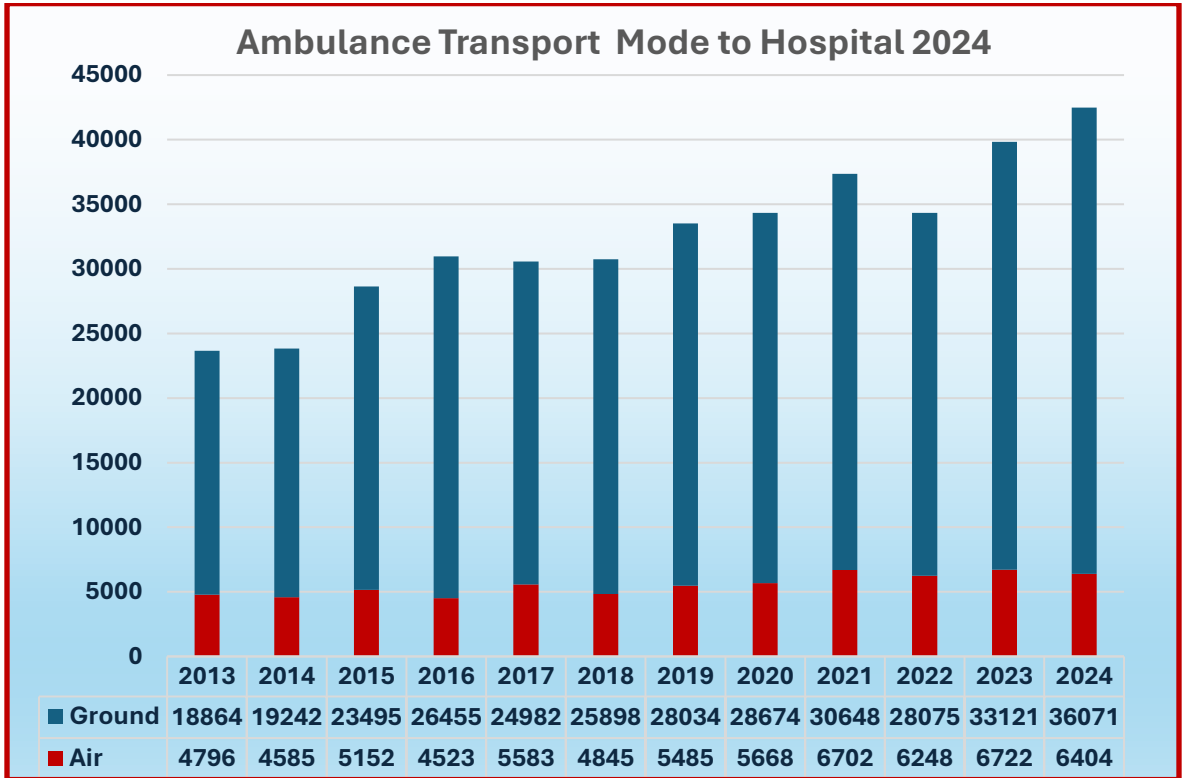
State	Total	State	Total
Alabama – AL	541	Nebraska – NE	6
Alaska – AK	3	Nevada – NV	9
Arkansas – AR	1400	New Hampshire – NH	2
Connecticut – CT	9	New Jersey – NJ	17
DC	1	New Mexico – NM	8
Florida - FL	250	New York – NY	55
Georgia – GA	1465	North Carolina – NC	434
Hawaii – HI	4	North Dakota – ND	4
Idaho – ID	6	Ohio – OH	126
Illinois – IL	106	Oklahoma – OK	21
Indiana - IN	100	Oregon – OR	5
Iowa – IA	16	Pennsylvania – PA	52
Kansas – KS	15	Rhode Island – RI	2
Kentucky - KY	1829	South Carolina – SC	70
Louisiana – LA	36	South Dakota – SD	4
Maine – ME	1	Tennessee – TN	39338
Maryland – MD	25	Texas – TX	131
Massachusetts – MA	11	Utah – UT	7
Michigan – MI	63	Virginia – VA	1625
Minnesota – MN	17	Washington - WA	25
Mississippi – MS	1771	West Virginia – WV	38
Missouri - MO	243	Wisconsin - WI	26
Montana	2	Wyoming	1

Figure 4b.



County	Total	County	Total	County	Total
Anderson	358	Hamilton	2,132	Morgan	103
Bedford	212	Hancock	46	Obion	90
Benton	107	Hardeman	123	Overton	66
Bledsoe	74	Hardin	66	Perry	89
Blount	658	Hawkins	469	Pickett	12
Bradley	438	Haywood	61	Polk	97
Campbell	245	Henderson	100	Putnam	208
Cannon	0	Henry	111	Rhea	174
Carroll	132	Hickman	246	Roane	295
Carter	360	Houston	110	Robertson	518
Cheatham	215	Humphreys	242	Rutherford	1,884
Chester	26	Jackson	32	Scott	131
Claiborne	210	Jefferson	315	Sequatchie	172
Clay	17	Johnson	145	Sevier	566
Cocke	224	Knox	2,686	Shelby	3,926
Coffee	213	Lake	34	Smith	115
Crockett	34	Lauderdale	119	Stewart	0
Cumberland	309	Lawrence	234	Sullivan	1,620
Davidson	5,686	Lewis	92	Sumner	2,031
Decatur	72	Lincoln	74	Tipton	248
DeKalb	87	Loudon	422	Trousdale	103
Dickson	923	Macon	136	Unicoi	175
Dyer	111	Madison	254	Union	109
Fayette	58	Marion	105	Van Buren	22
Fentress	129	Marshall	199	Warren	162
Franklin	117	Maury	650	Washington	1,141
Gibson	132	McMinn	288	Wayne	55
Giles	129	McNairy	66	Weakley	73
Grainger	142	Meigs	92	White	98
Greene	460	Monroe	353	Williamson	604
Grundy	106	Montgomery	569	Wilson	1,430
Hamblen	289	Moore	13	Unknown	31

Figure 5a.



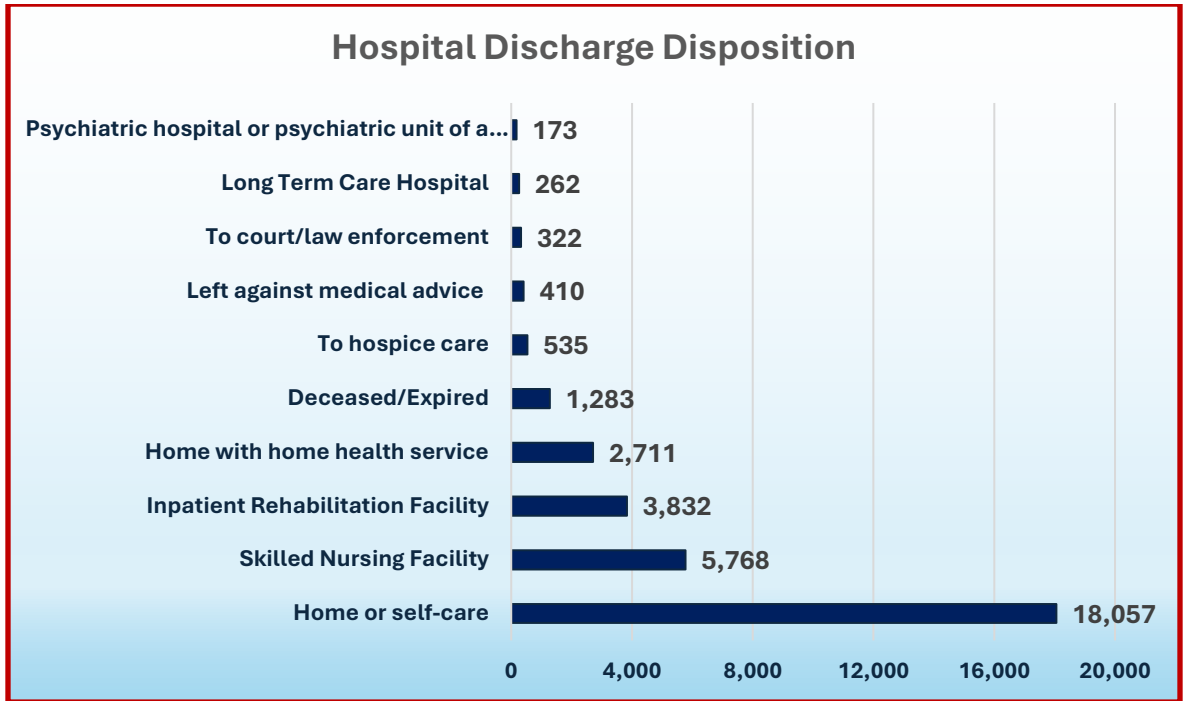
Patient transports by ground and air to a trauma center or CRPC have shown an increase for calendar year 2024.

Figure 5b.



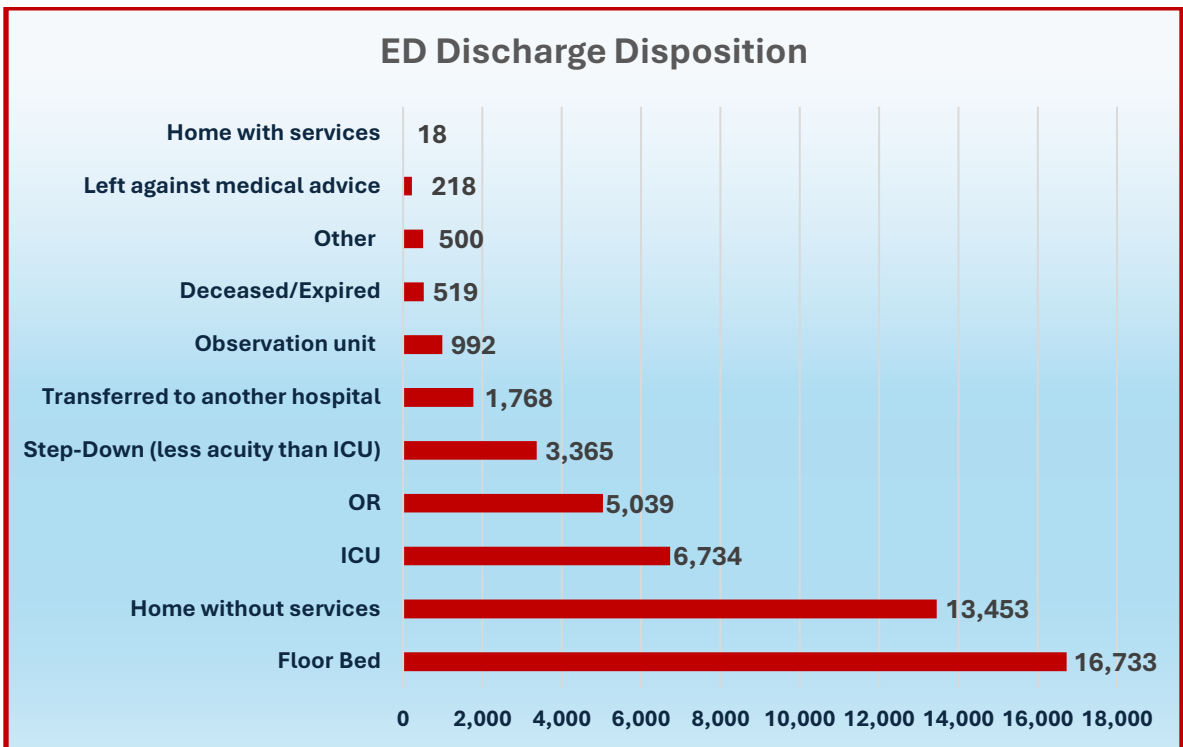
The graph above reflects the top 10 causes of injury for seeking care at a trauma center or CRPC in 2024.

Figure 6a.



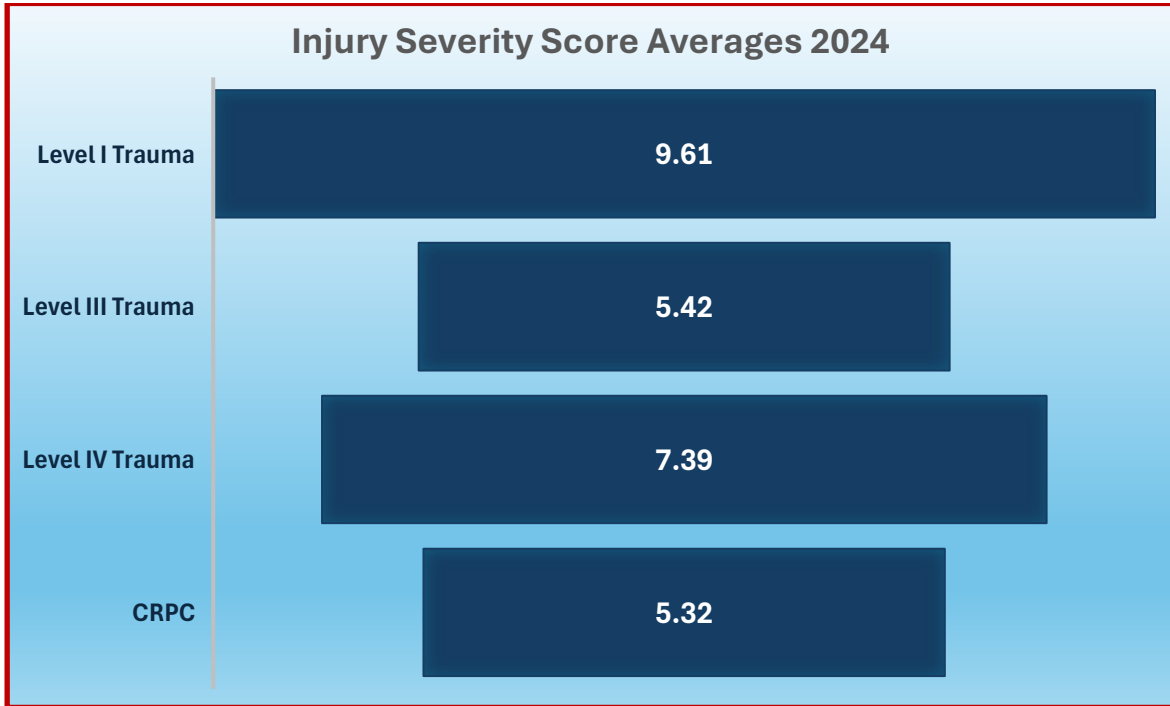
36% of patients admitted to a trauma facility in 2024 were discharged back to their home after hospital admission. 12% were admitted into a skilled nursing facility upon hospital discharge and approximately 3% of patients had an outcome of death.

Figure 6b.



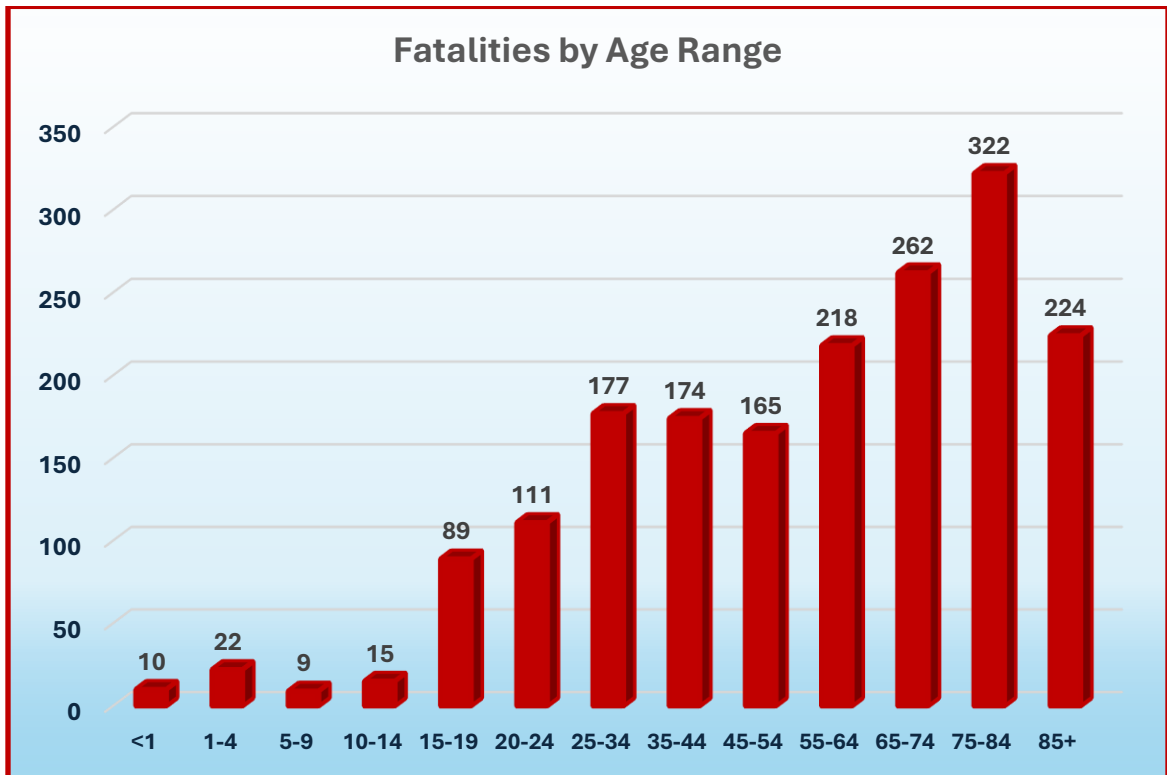
Most patients were admitted to a floor bed based on their Emergency Department discharge disposition in 2024.

Figure 7a.



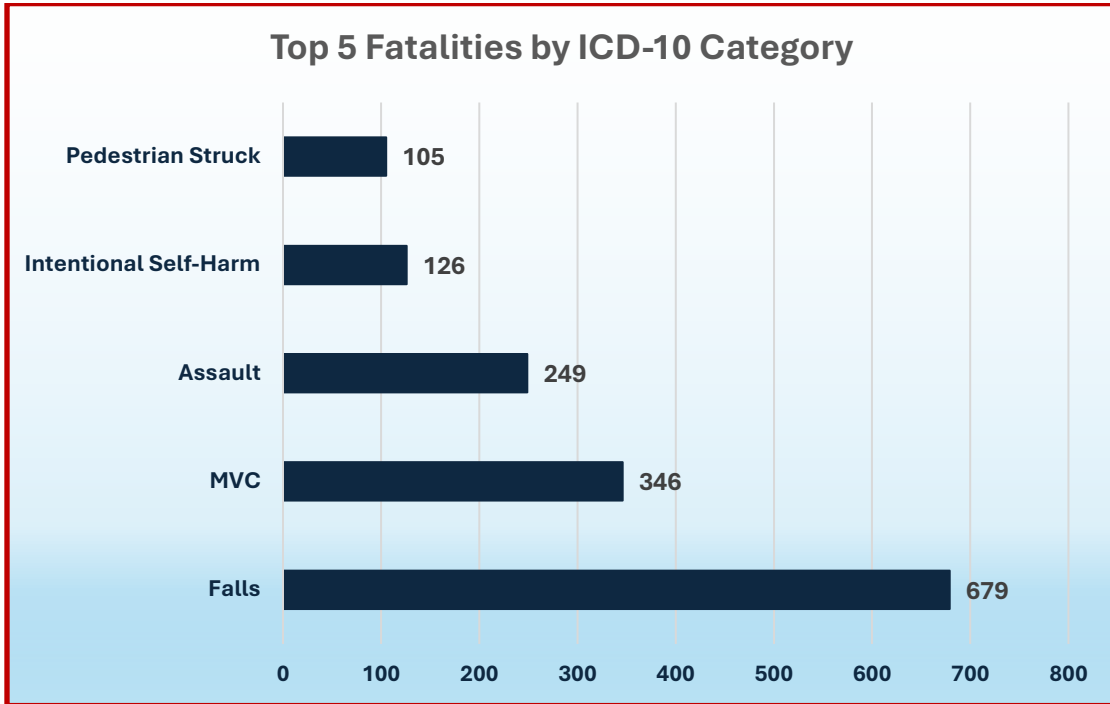
Injury Severity Score (ISS) is a score used to assess trauma severity. The higher the number, the more severe the injuries. Major trauma is commonly defined using an ISS of 15.

Figure 7b.



The chart above is reflective of 2024 trauma registry fatalities separated into their respective age groups.

Figure 8



Fatalities from falls, motor vehicle crashes, assaults, intentional self-harm, and pedestrian are the top 5 mechanisms for injury that lead to death in 2024 trauma registry submissions.

**Appendix III  
2024 Trauma Fund Distribution**

**FUNDS DISTRIBUTED TO TRAUMA CENTERS AND NON-TRAUMA CENTERS  
FROM TENNESSEE TRAUMA FUND - 2024 - 1st QUARTER DISTRIBUTION**

Level	Hospital Name	Hospital Specific Pool Payment	Readiness Costs	Total Hospital Distribution Payment
	<b>TOTAL</b>	<b>\$287,916.95</b>	<b>\$923,750.00</b>	<b>\$1,211,666.95</b>
Lev 1	Vanderbilt University Medical Center	\$91,416.12	\$153,250.00	\$244,666.12
Lev 1	Regional One Health	\$96,180.03	\$97,250.00	\$193,430.03
Lev 1	Erlanger Medical Center	\$18,149.13	\$153,250.00	\$171,399.13
Lev 1	The University of Tennessee Medical Center	\$21,282.14	\$102,250.00	\$123,532.14
Lev 1	TriStar Skyline Medical Center	\$19,896.00	\$72,500.00	\$92,396.00
Lev 1	Johnson City Medical Center	\$15,180.36	\$72,500.00	\$87,680.36
CRPC	Le Bonheur Children’s Hospital	\$1,755.49	\$64,250.00	\$66,005.49
CRPC	East Tennessee Children’s Hospital	\$0.00	\$51,000.00	\$51,000.00
Lev 3	Holston Valley Medical Center	\$2,993.21	\$15,500.00	\$18,493.21
Lev 3	Bristol Regional Medical Center	\$2,026.43	\$15,500.00	\$17,526.43
Lev 3	TriStar StoneCrest Medical Center	\$576.48	\$15,500.00	\$16,076.48
Lev 3	Sumner Regional Medical Center	\$499.62	\$15,500.00	\$15,999.62
Lev 3	TriStar Summit Medical Center	\$459.47	\$15,500.00	\$15,959.47
Lev 3	TriStar Hendersonville Medical Center	\$341.05	\$15,500.00	\$15,841.05
Lev 3	Tennova Healthcare Turkey Creek Medical Center	\$250.97	\$15,500.00	\$15,750.97
Lev 3	Vanderbilt Wilson County Hospital	\$193.88	\$15,500.00	\$15,693.88
Lev 3	TriStar Horizon Medical Center	\$181.61	\$15,500.00	\$15,681.61
Lev 3	Metropolitan Nashville General Hospital	\$0.00	\$15,500.00	\$15,500.00
Lev 4	Maury Regional Hospital	\$383.78	\$2,500.00	\$2,883.78
	Methodist Healthcare - Memphis Hospitals	\$2,883.78		\$2,883.78
	Ascension Saint Thomas Hospital Midtown	\$1,861.07		\$1,861.07
	Baptist Memorial Hospital	\$1,650.73		\$1,650.73
	Saint Thomas Rutherford Hospital	\$1,434.40		\$1,434.40
	Jackson - Madison County General Hospital	\$1,288.87		\$1,288.87
	Saint Francis Hospital	\$829.30		\$829.30
	Methodist Hospital - North	\$791.93		\$791.93
	TriStar Centennial Medical Center	\$741.81		\$741.81
	Tennova Healthcare- Clarksville	\$647.76		\$647.76
	Williamson Medical Center	\$481.20		\$481.20
	Fort Sanders Regional Medical Center	\$476.11		\$476.11
	Saint Francis Hospital - Bartlett	\$432.80		\$432.80
	Methodist Medical Center of Oak Ridge	\$410.92		\$410.92
	Saint Thomas River Park Hospital, LLC	\$278.90		\$278.90
	Methodist Hospital - Germantown	\$262.91		\$262.91
	Cookeville Regional Medical Center	\$248.31		\$248.31
	Blount Memorial Hospital	\$220.89		\$220.89

	Parkridge Medical Center, Inc.	\$166.04		\$166.04
	Parkwest Medical Center	\$133.72		\$133.72
	Tennova Healthcare - North Knoxville	\$104.13		\$104.13
	Saint Thomas West Hospital	\$102.06		\$102.06
	Morristown - Hamblen Healthcare System	\$100.11		\$100.11
	Lincoln Medical Center	\$84.72		\$84.72
	Memorial Healthcare System	\$80.31		\$80.31
	TriStar Southern Hills Medical Center	\$55.39		\$55.39
	Tennova Healthcare - Jefferson Memorial Hospital	\$53.28		\$53.28
	Tennova Healthcare - Newport Medical Center	\$51.15		\$51.15
	Rhea Medical Center	\$47.18		\$47.18
	Highpoint Health Riverview Ascension	\$46.01		\$46.01
	Starr Regional Medical Center	\$42.94		\$42.94
	Vanderbilt Bedford Hospital	\$39.71		\$39.71
	West Tennessee Healthcare - Dyersburg Regional	\$24.61		\$24.61
	Greeneville Community Hospital East	\$24.05		\$24.05
	Southern Tennessee Regional Health System- Winchester	\$23.00		\$23.00
	CHI Memorial Hospital Hixson	\$15.91		\$15.91
	Saint Thomas DeKalb Hospital	\$11.62		\$11.62
	Sweetwater Hospital Association	\$3.60		\$3.60

**FUNDS DISTRIBUTED TO TRAUMA CENTERS AND NON-TRAUMA CENTERS  
FROM TENNESSEE TRAUMA FUND - 2024 – 2nd QUARTER DISTRIBUTION**

Level	Hospital Name	Hospital Specific Pool Payment	Readiness Costs	Total Hospital Distribution Payment
	<b>TOTAL</b>	<b>\$64,843.14</b>	<b>\$923,750.00</b>	<b>\$988,593.14</b>
Lev 1	Vanderbilt University Medical Center	\$17,567.86	\$153,250.00	\$170,817.86
Lev 1	Erlanger Medical Center	\$4,000.15	\$153,250.00	\$157,250.15
Lev 1	Regional One Health	\$22,877.69	\$97,250.00	\$120,127.69
Lev 1	The University of Tennessee Medical Center	\$5,547.87	\$102,250.00	\$107,797.87
Lev 1	Johnson City Medical Center	\$5,594.60	\$72,500.00	\$78,094.60
Lev 1	TriStar Skyline Medical Center	\$4,345.17	\$72,500.00	\$76,845.17
CRPC	Le Bonheur Children’s Hospital	\$279.78	\$64,250.00	\$64,529.78
CRPC	East Tennessee Children’s Hospital	\$66.81	\$51,000.00	\$51,066.81
Lev 3	Holston Valley Medical Center	\$240.39	\$15,500.00	\$15,740.39
Lev 3	Bristol Regional Medical Center	\$197.75	\$15,500.00	\$15,697.75
Lev 3	TriStar Summit Medical Center	\$178.85	\$15,500.00	\$15,678.85
Lev 3	Metropolitan Nashville General Hospital	\$99.39	\$15,500.00	\$15,599.39
Lev 3	Vanderbilt Wilson County Hospital	\$78.01	\$15,500.00	\$15,578.01
Lev 3	TriStar StoneCrest Medical Center	\$67.24	\$15,500.00	\$15,567.24
Lev 3	Sumner Regional Medical Center	\$44.98	\$15,500.00	\$15,544.98
Lev 3	Tennova Healthcare Turkey Creek Medical Center	\$36.74	\$15,500.00	\$15,536.74
Lev 3	TriStar Hendersonville Medical Center	\$34.32	\$15,500.00	\$15,534.32

Lev 3	TriStar Horizon Medical Center	\$14.42	\$15,500.00	\$15,514.42
Lev 4	Maury Regional Hospital	\$38.92	\$2,500.00	\$2,538.92
	Methodist Healthcare - Memphis Hospitals	\$681.90		\$681.90
	Baptist Memorial Hospital	\$508.99		\$508.99
	Saint Thomas Rutherford Hospital	\$417.56		\$417.56
	Ascension Saint Thomas Hospital Midtown	\$243.61		\$243.61
	Jackson - Madison County General Hospital	\$231.39		\$231.39
	Tennova Healthcare- Clarksville	\$167.34		\$167.34
	Methodist Hospital - North	\$140.76		\$140.76
	Saint Francis Hospital	\$118.11		\$118.11
	Cookeville Regional Medical Center	\$90.55		\$90.55
	Methodist Hospital - Germantown	\$89.07		\$89.07
	Williamson Medical Center	\$87.10		\$87.10
	TriStar Centennial Medical Center	\$86.24		\$86.24
	Memorial Healthcare System	\$83.26		\$83.26
	Morristown - Hamblen Healthcare System	\$69.24		\$69.24
	Tennova Healthcare - North Knoxville	\$56.31		\$56.31
	Fort Sanders Regional Medical Center	\$56.21		\$56.21
	Saint Thomas River Park Hospital, LLC	\$55.01		\$55.01
	Saint Thomas West Hospital	\$49.91		\$49.91
	Highpoint Health Riverview Ascension	\$39.94		\$39.94
	Vanderbilt Bedford Hospital	\$36.98		\$36.98
	Starr Regional Medical Center	\$32.02		\$32.02
	LeConte Medical Center	\$30.69		\$30.69
	Parkridge Medical Center, Inc.	\$26.24		\$26.24
	CHI Memorial Hospital Hixson	\$19.48		\$19.48
	Tennova Healthcare - Newport Medical Center	\$18.60		\$18.60
	Blount Memorial Hospital	\$16.99		\$16.99
	Sweetwater Hospital Association	\$13.38		\$13.38
	TriStar Southern Hills Medical Center	\$12.85		\$12.85
	Rhea Medical Center	\$11.24		\$11.24
	Baptist Memorial Hospital - Collierville	\$9.24		\$9.24
	Henry County Medical Center	\$9.07		\$9.07
	Southern Tennessee Regional Health System Pulaski	\$6.40		\$6.40
	Vanderbilt Tullahoma - Harton Hospital	\$6.34		\$6.34
	Greeneville Community Hospital East	\$6.31		\$6.31
	Methodist Medical Center of Oak Ridge	\$3.89		\$3.89

**FUNDS DISTRIBUTED TO TRAUMA CENTERS AND NON-TRAUMA CENTERS  
FROM TENNESSEE TRAUMA FUND - 2024 – 3rd QUARTER DISTRIBUTION**

Level	Hospital Name	Hospital Specific Pool Payment	Readiness Costs	Total Hospital Distribution Payment
	<b>TOTAL</b>	<b>\$68,223.11</b>	<b>\$940,250.00</b>	<b>\$1,008,473.11</b>

Lev 1	Vanderbilt University Medical Center	\$13,750.82	\$161,500.00	\$175,250.82
Lev 1	Erlanger Medical Center	\$5,125.70	\$153,250.00	\$158,375.70
Lev 1	Regional One Health	\$25,650.12	\$97,250.00	\$122,900.12
Lev 1	The University of Tennessee Medical Center	\$4,672.30	\$102,250.00	\$106,922.30
Lev 1	TriStar Skyline Medical Center	\$7,402.76	\$72,500.00	\$79,902.76
Lev 1	Johnson City Medical Center	\$5,248.92	\$72,500.00	\$77,748.92
CRPC	Le Bonheur Children's Hospital	\$604.92	\$72,500.00	\$73,104.92
CRPC	East Tennessee Children's Hospital	\$66.63	\$51,000.00	\$51,066.63
Lev 3	TriStar Summit Medical Center	\$402.52	\$15,500.00	\$15,902.52
Lev 3	Bristol Regional Medical Center	\$234.46	\$15,500.00	\$15,734.46
Lev 3	Sumner Regional Medical Center	\$144.76	\$15,500.00	\$15,644.76
Lev 3	Metropolitan Nashville General Hospital	\$126.78	\$15,500.00	\$15,626.78
Lev 3	Vanderbilt Wilson County Hospital	\$119.33	\$15,500.00	\$15,619.33
Lev 3	TriStar Horizon Medical Center	\$45.14	\$15,500.00	\$15,545.14
Lev 3	Holston Valley Medical Center	\$45.06	\$15,500.00	\$15,545.06
Lev 3	Tennova Healthcare Turkey Creek Medical Center	\$40.44	\$15,500.00	\$15,540.44
Lev 3	TriStar StoneCrest Medical Center	\$38.82	\$15,500.00	\$15,538.82
Lev 3	TriStar Hendersonville Medical Center	\$0.00	\$15,500.00	\$15,500.00
Lev 4	Maury Regional Hospital	\$102.53	\$2,500.00	\$2,602.53
	Methodist Healthcare - Memphis Hospitals	\$915.24		\$915.24
	Baptist Memorial Hospital	\$601.94		\$601.94
	Ascension Saint Thomas Hospital Midtown	\$339.20		\$339.20
	Saint Thomas Rutherford Hospital	\$323.82		\$323.82
	Jackson - Madison County General Hospital	\$220.87		\$220.87
	TriStar Southern Hills Medical Center	\$205.43		\$205.43
	Saint Francis Hospital	\$186.15		\$186.15
	Parkridge Medical Center, Inc.	\$180.54		\$180.54
	Fort Sanders Regional Medical Center	\$157.92		\$157.92
	Saint Francis Hospital - Bartlett	\$104.29		\$104.29
	Memorial Healthcare System	\$101.78		\$101.78
	Methodist Hospital - North	\$95.21		\$95.21
	Tennova Healthcare- Clarksville	\$90.67		\$90.67
	Williamson Medical Center	\$85.77		\$85.77
	TriStar Centennial Medical Center	\$81.80		\$81.80
	Methodist Hospital - Germantown	\$78.17		\$78.17
	Cookeville Regional Medical Center	\$63.15		\$63.15
	Tennova Healthcare - North Knoxville	\$57.58		\$57.58
	Saint Thomas West Hospital	\$56.45		\$56.45
	Sycamore Shoals Hospital	\$54.50		\$54.50
	Parkwest Medical Center	\$36.82		\$36.82
	LeConte Medical Center	\$32.33		\$32.33
	Tennova Healthcare - Newport Medical Center	\$30.86		\$30.86
	TriStar NorthCrest Medical Center	\$29.28		\$29.28
	Roane Medical Center	\$28.37		\$28.37
	Cumberland Medical Center, Inc.	\$26.79		\$26.79
	Saint Thomas River Park Hospital, LLC	\$26.72		\$26.72

	Morristown - Hamblen Healthcare System	\$25.74		\$25.74
	Parkridge East Hospital	\$23.52		\$23.52
	Methodist Medical Center of Oak Ridge	\$21.35		\$21.35
	Tennova Healthcare - Jefferson Memorial Hospital	\$19.68		\$19.68
	Henry County Medical Center	\$19.50		\$19.50
	Baptist Memorial Hospital - Carroll County	\$14.88		\$14.88
	Highpoint Health Riverview Ascension	\$14.87		\$14.87
	Vanderbilt Tullahoma - Harton Hospital	\$12.53		\$12.53
	Starr Regional Medical Center	\$8.22		\$8.22
	CHI Memorial Hospital Hixson	\$8.20		\$8.20
	Rhea Medical Center	\$7.27		\$7.27
	Baptist Memorial Hospital - Collierville	\$7.02		\$7.02
	Greeneville Community Hospital East	\$3.51		\$3.51
	Hardin Medical Center	\$2.24		\$2.24
	Sweetwater Hospital Association	\$0.96		\$0.96

**FUNDS DISTRIBUTED TO TRAUMA CENTERS AND NON-TRAUMA CENTERS  
FROM TENNESSEE TRAUMA FUND - 2024 – 4th QUARTER DISTRIBUTION**

Level	Hospital Name	Hospital Specific Pool Payment	Readiness Costs	Total Hospital Distribution Payment
	<b>TOTAL</b>	<b>\$197,354.22</b>	<b>\$940,250.00</b>	<b>\$1,137,604.22</b>
Lev 1	Vanderbilt University Medical Center	\$56,183.88	\$161,500.00	\$217,683.88
Lev 1	Regional One Health	\$67,076.44	\$97,250.00	\$164,326.44
Lev 1	Erlanger Medical Center	\$10,971.24	\$153,250.00	\$164,221.24
Lev 1	The University of Tennessee Medical Center	\$15,276.29	\$102,250.00	\$117,526.29
Lev 1	TriStar Skyline Medical Center	\$17,752.24	\$72,500.00	\$90,252.24
Lev 1	Johnson City Medical Center	\$14,514.97	\$72,500.00	\$87,014.97
CRPC	Le Bonheur Children’s Hospital	\$835.70	\$72,500.00	\$73,335.70
CRPC	East Tennessee Children’s Hospital	\$78.45	\$51,000.00	\$51,078.45
Lev 3	Holston Valley Medical Center	\$602.03	\$15,500.00	\$16,102.03
Lev 3	TriStar Summit Medical Center	\$558.61	\$15,500.00	\$16,058.61
Lev 3	TriStar StoneCrest Medical Center	\$450.22	\$15,500.00	\$15,950.22
Lev 3	Vanderbilt Wilson County Hospital	\$416.15	\$15,500.00	\$15,916.15
Lev 3	TriStar Hendersonville Medical Center	\$243.63	\$15,500.00	\$15,743.63
Lev 3	Bristol Regional Medical Center	\$240.65	\$15,500.00	\$15,740.65
Lev 3	Metropolitan Nashville General Hospital	\$174.72	\$15,500.00	\$15,674.72
Lev 3	Tennova Healthcare Turkey Creek Medical Center	\$156.08	\$15,500.00	\$15,656.08
Lev 3	Sumner Regional Medical Center	\$135.84	\$15,500.00	\$15,635.84
Lev 3	TriStar Horizon Medical Center	\$0.00	\$15,500.00	\$15,500.00
Lev 4	Maury Regional Hospital	\$263.82	\$2,500.00	\$2,763.82
	Baptist Memorial Hospital	\$2,168.86		\$2,168.86
	Methodist Healthcare - Memphis Hospitals	\$1,702.98		\$1,702.98
	Saint Thomas Rutherford Hospital	\$1,279.24		\$1,279.24

	Saint Francis Hospital	\$733.09		\$733.09
	TriStar Southern Hills Medical Center	\$654.85		\$654.85
	TriStar Centennial Medical Center	\$413.66		\$413.66
	Jackson - Madison County General Hospital	\$389.51		\$389.51
	Ascension Saint Thomas Hospital Midtown	\$330.84		\$330.84
	Williamson Medical Center	\$326.94		\$326.94
	Tennova Healthcare- Clarksville	\$314.84		\$314.84
	Tennova Healthcare - North Knoxville	\$312.45		\$312.45
	Methodist Hospital - South	\$289.30		\$289.30
	Parkwest Medical Center	\$212.30		\$212.30
	Methodist Hospital - North	\$202.90		\$202.90
	Cookeville Regional Medical Center	\$189.71		\$189.71
	Memorial Healthcare System	\$186.58		\$186.58
	Saint Thomas River Park Hospital, LLC	\$186.13		\$186.13
	Saint Thomas West Hospital	\$185.52		\$185.52
	Blount Memorial Hospital	\$170.23		\$170.23
	Methodist Hospital - Germantown	\$166.94		\$166.94
	Southern Tennessee Regional Health System - Winchester	\$140.87		\$140.87
	Methodist Medical Center of Oak Ridge	\$114.76		\$114.76
	Cumberland Medical Center, Inc.	\$105.37		\$105.37
	Fort Sanders Regional Medical Center	\$100.72		\$100.72
	Henry County Medical Center	\$97.71		\$97.71
	Starr Regional Medical Center	\$92.80		\$92.80
	Saint Francis Hospital - Bartlett	\$75.81		\$75.81
	Vanderbilt Tullahoma - Harton Hospital	\$57.86		\$57.86
	Highpoint Health Riverview Ascension	\$49.06		\$49.06
	Claiborne Medical Center	\$36.76		\$36.76
	Greeneville Community Hospital East	\$27.47		\$27.47
	Hardin Medical Center	\$25.63		\$25.63
	Southern Tennessee Regional Health System Lawrenceburg	\$24.20		\$24.20
	Parkridge Medical Center, Inc.	\$22.32		\$22.32
	Baptist Memorial Hospital - Collierville	\$16.43		\$16.43
	Tennova Healthcare - Jefferson Memorial Hospital	\$10.71		\$10.71
	Morristown - Hamblen Healthcare System	\$7.91		\$7.91

## Appendix IV Research Publications

1. Keating JJ, Klingensmith N, Moren AM, Skarupa DJ, Loria A, Maher Z, Moore SA, Smith MC, Seamon MJ; Fasciotomy Group Investigators. Dispelling Dogma: American Association for Surgery of Trauma Prospective, Multicenter Trial of Index vs Delayed Fasciotomy after Extremity Trauma. *J Am Coll Surg*. 2023 May 1;236(5):1037-1044. doi: 10.1097/XCS.0000000000000612. Erratum in: *J Am Coll Surg*. 2024 Jan 1;238(1):146. doi: 10.1097/XCS.0000000000000878. PMID: 36735489.
2. Harrell KN, Grimes AD, Gill H, Reynolds JK, Ueland WR, Sciarretta JD, Todd SR, Trust MD, Ngoue M, Thomas BW, Ayuso SA, LaRiccica A, Spalding MC, Collins MJ, Collier BR, Karam BS, de Moya MA, Lieser MJ, Chipko JM Jr, Haan JM, Lightwine KL, Cullinane DC, Falank CR, Phillips RC, Kemp MT, Alam HB, Udekwu PO, Sanin GD, Hildreth AN, Biffi WL, Schaffer KB, Marshall G, Muttalib O, Nahmias J, Shahi N, Moulton SL, Maxwell RA. A western trauma association multicenter comparison of mesh versus non-mesh repair of blunt traumatic abdominal wall hernias. *Injury*. 2024 Feb;55(2):111204. doi: 10.1016/j.injury.2023.111204. PMID: 38039636.
3. Favors L, Harrell K, Miles V, Hicks RC, Rippy M, Parmer H, Edwards A, Brown C, Stewart K, Day L, Wilson A, Maxwell R. Analysis of fibrinolytic shutdown in trauma patients with traumatic brain injury. *Am J Surg*. 2024 Jan; 227:72-76. doi: 10.1016/j.amjsurg.2023.09.034. Epub 2023 Sep 26. PMID: 37802703.
4. Harrell KN, Grimes AD, Gill H, Reynolds JK, Ueland WR, Sciarretta JD, Todd SR, Trust MD, Ngoue M, Thomas BW, Ayuso SA, LaRiccica A, Spalding CM, Collins MJ, Collier BR, Karam BS, de Moya MA, Lieser MJ, Chipko JM Jr, Haan JM, Lightwine KL, Cullinane DC, Falank CR, Phillips RC, Kemp MT, Alam HB, Udekwu PO, Sanin GD, Hildreth AN, Biffi WL, Schaffer KB, Marshall G, Muttalib O, Nahmias J, Shahi N, Moulton SL, Maxwell RA. Bone Anchor Fixation in the Repair of Blunt Traumatic Abdominal Wall Hernias: A Western Trauma Association Multicenter Study. *Am Surg*. 2024 Jun;90(6):1161-1166. doi: 10.1177/00031348241227195. Epub 2024 Jan 10. PMID: 38751046.
5. Pollock AB, Harrell KN, Miles MVP, Garrett ES, Carter BL, Maxwell RA. Increasing the Rate of Venous Thromboembolism Chemoprophylaxis Administration Using the Electronic Medical Record. *J Pharm Pract*. 2024 Feb 14:8971900241232565. doi: 10.1177/08971900241232565. Epub ahead of print. PMID: 38355403.
6. Spoor K, Cull JD, Otaibi BW, Hazelton JP, Chipko J, Reynolds J, Fugate S, Pederson C, Zier LB, Jacobson LE, Williams JM, Easterday TS, Byerly S, Mentzer C, Hawke E, Cullinane DC, Ontengco JB, Bugaev N, LeClair M, Udekwu P, Josephs C, Noorbaksh M, Babowice J, Velopulos CG, Urban S, Goldenberg A, Ghobrial G, Pickering JM, Quarfordt SD, Aunchman AF, LaRiccica AK, Spalding C, Catalano RD, Basham JE, Edmundson PM, Nahmias J, Tay E, Norwood SH, Meadows K, Wong Y, Hardman C. Failure rates of nonoperative management of low-grade splenic injuries with active extravasation: an Eastern Association for the Surgery of Trauma multicenter study.

Trauma Surg Acute Care Open. 2024 Mar 7;9(1):e001159. doi: 10.1136/tsaco-2023-001159. PMID: 38464553; PMCID: PMC10921525.

7. Kim DY, Iavasile A, Kaji AH, Nahmias J, Grigorian A, Mukherjee K, Penaloza L, Posluszny J, Logan CD, Michelin E, Serena T, Sahr S, Bekdache K, Stoddard N, Choudhry A, Zerna Encalada R, Saltzman D, Padilla R, Truitt M, Grossman Verner H, Hunt D, Purvis V, Ross SW, Mallah MM, Dultz L, Kuhlenschmidt K, Mentzer CJ, Lonkar A, Chang G, Lemon B, de Virgilio C. Prospective derivation and validation of a NECROTizing Soft tissue InfectionS (NECROSIS) score: An EAST multicenter trial. *J Trauma Acute Care Surg.* 2024 May 9. doi: 10.1097/TA.0000000000004374. Epub ahead of print. PMID: 38720193.
8. Briscoe J, Van Berkel Patel M, Hicks RC, Froehling N, Hunt D, Parker J, Carter B. Risk Factors Associated with Acute Kidney Injury in Traumatic Brain Injury Patients Treated With Hypertonic Saline: A Retrospective Study. *J Pharm Pract.* 2024 Aug 30;8971900241279631. doi: 10.1177/08971900241279631. Epub ahead of print. PMID: 39213136.
9. Beyene RT, Wallace MW, Statzer N, Hamblin SE, Woo E, Nelson SD, Allen BFS, McEvoy MD, Riffert DA, Wesoloski AN, Ye F, Irlmeier R, Fiorentino M, Dennis BM. Comparison of thoracic epidural catheter and continuous peripheral infusion for management of traumatic rib fracture pain. *J Trauma Acute Care Surg.* 2024 Dec 1;97(6):849-855. doi: 10.1097/TA.0000000000004445. Epub 2024 Sep 13. PMID: 39269315.
10. Maiga AW, Vella MA, Appelbaum RD, Irlmeier R, Ye F, Holena DN, Dumas RP; TVRC Investigators. Getting out of the bay faster: Assessing trauma team performance using trauma video review. *J Trauma Acute Care Surg.* 2024 Jan 1;96(1):76-84. doi: 10.1097/TA.0000000000004168. Epub 2023 Oct 26. PMID: 37880840.
11. Maiga AW, Gunter OL, Dennis BM. Resuscitative endovascular balloon of the aorta for placenta accreta: An arterial line may be enough. *J Trauma Acute Care Surg.* 2024 Feb 1;96(2):e14-e15. doi: 10.1097/TA.0000000000004131. Epub 2023 Sep 25. PMID: 37747259.
12. Smith MC, Medvecz AJ, Smith MR, Streams JR, Dennis BM. Computed tomography scanning is feasible in select patients with REBOA catheter deployment. *Injury.* 2024 May;55(5):111387. doi: 10.1016/j.injury.2024.111387. Epub 2024 Feb 3. PMID: 38360518.
13. Fleenor LM, Beavers JR, Tidwell WP, Atchison L, Woo E, Medvecz AJ, Beyene RT, Kast K, Marcovitz D, Dennis BM, Guillaumondegui OD, Smith MC. Comparison of phenobarbital monotherapy to a benzodiazepine-based regimen for management of alcohol withdrawal syndrome in trauma patients. *J Trauma Acute Care Surg.* 2024 Mar 1;96(3):493-498. doi: 10.1097/TA.0000000000004116. Epub 2023 Aug 21. PMID: 37599414.
14. Azygos Vein Pseudoaneurysm Secondary to Blunt Chest Trauma: A Case Report. Kellum C, Smith L, Burns B (October 11, 2024) *Cureus* 16(10): e71243. doi:10.7759/cureus.71243

15. Evaluation of Secondary Overtriage at a Rural Level 1 Trauma Center. Osher J, Archer A, Heard M, McBride M, Leonard M, Burns J. *American Surgeon*. 2024 Jun 14;31348241262429. doi: 10.1177/00031348241262429. Epub ahead of print. PMID: 38877738.
16. Evaluating Staffing Guidelines Using Trauma Volume by Season, Day, and Time of Day at a Level 1 Trauma Center in Rural Appalachia. Brahmbhatt V V, Leonard M, Burns B (May 31, 2024) *Cureus* 16(5): e61429. doi:10.7759/cureus.61429
17. Delayed vs Early Admission to Intensive Care: A Retrospective Review of Outcomes and Clinical Indicators of Deterioration Following Trauma. Rhoton E, Bethurum A, King S, Smith L. *The American Surgeon*. 2024 Jun;90(6):1775-1777. doi: 10.1177/00031348241241639. Epub 2024 Mar 23. PMID: 38520292.
18. Evaluating Staffing Guidelines Using Trauma Volume by Season, Day, and Time of Day at a Level 1 Trauma Center in Rural Appalachia. Brahmbhatt V V, Leonard M, Burns B (May 31, 2024) *Cureus* 16(5): e61429. doi:10.7759/cureus.61429
19. Comparing Chest Tube Thoracostomy in East Tennessee Trauma Centers: A Prospective Study Highlighting Differences in Urban vs Rural Locations. Baljepally V, Lock T, Hayman C, Ward E, King S, Bethurum A, Smith L. *The American Surgeon*. 2024 May 30;31348241256085. doi: 10.1177/00031348241256085. Epub ahead of print. PMID: 38816892.
20. Predicting Unplanned Readmissions to the Intensive Care Unit in the Trauma Population. O'Quinn P, Gee K, King S, Yune J, Jenkins J, Whitaker F, Suresh S, Bollig R, Many H, Smith L. *The American Surgeon*. 2024 May 24;31348241256067. doi: 10.1177/00031348241256067. Epub ahead of print. PMID: 38794779.
21. Non-surgical Management of a Malecot Tube Migrating From a Small Bowel Fistula. O'Quinn P, Smith L, Cavalea A. *Cureus*. 2024 Apr 20;16(4):e58630. doi: 10.7759/cureus.58630. PMID: 38770488; PMCID: PMC11103909.
22. Operative Management and Outcome of Idiopathic Rectal Necrosis in an Octogenarian. Baljepally V, McBride M, Smith L, Burns J. *The American Surgeon*. 2024 Apr 3;31348241241690. doi: 10.1177/00031348241241690. Epub ahead of print. PMID: 38569206.
23. Does Ileus Represent the Forgotten End Organ Failure in Critical Illness? Lawson C, Jones C, Herman M, Kim C, Mannino E, Omer E, Venegas C. *Current Gastroenterology Reports*. 2024 Apr 1. doi: 10.1007/s11894-023-00910-8. Epub ahead of print. PMID: 38558135.
24. Lyttle BD, Williams RF, Stylianos S. Management of Pediatric Solid Organ Injuries. *Children (Basel)*. 2024 May 30;11(6):667. doi: 10.3390/children11060667. PMID: 38929246; PMCID: PMC11202015.
25. Henry MC, Ehrlich PF, Flynn O'Brien KT, Griggs C, Hartman HA, Kotagal M, Masiakos P, Naik-Mathuri B, Sathya C, Stevens J, Thomas A, Trinidad S, Williams R, Campbell BT. Pediatric Surgery Firearm Injury Collaborative Symposium. *J Pediatr Surg*. 2024 Jan;59(1):68-73. doi: 10.1016/j.jpedsurg.2023.09.031. Epub 2023 Sep 27. PMID: 37875380.

26. Duron V, Schmoke N, Ichinose R, Stylianos S, Kernie SG, Dayan PS, Slidell MB, Stulce C, Chong G, Williams RF, Gosain A, Morin NP, Nasr IW, Kudchadkar SR, Bolstridge J, Prince JM, Sathya C, Sweberg T, Dorrello NV. Delphi Process for Validation of Fluid Treatment Algorithm for Critically Ill Pediatric Trauma Patients. *J Surg Res.* 2024 Mar;295:493-504. doi: 10.1016/j.jss.2023.11.036. Epub 2023 Dec 9. PMID: 38071779.
27. Whitman EL, Sentilles C, Sheffer BW, Spence DD, Rowland JK, Naser AM, Sawyer JR, Warner WC, Williams RF, Kelly DM. Pediatric Firearm Trauma on the Rise: A Retrospective Review of Over 1,100 Cases in 12 Years at One Center. *J Pediatr Surg.* 2024 Oct;59(10):161594. doi: 10.1016/j.jpedsurg.2024.06.003. Epub 2024 Jun 8. PMID: 38944592.
28. Mehl SC, Vogel AM, Glasgow AE, Moody S, Kotagal M, Williams RF, Kayton ML, Alberto EC, Burd RS, Schroepfel TJ, Baerg JE, Munoz A, Rothstein WB, Boomer LA, Champion EM, Robinson C, Nygaard RM, Richardson CJ, Garcia DI, Streck CJ, Gaffley M, Petty JK, Greenwell C, Pandya S, Waters AM, Russell RT, Yorkgitis BK, Mull J, Pence J, Santore MT, MacArthur TA, Klinkner DB, Safford SD, Trevilian T, Cunningham M, Black C, Rea J, Spurrier RG, Jensen AR, Farr BJ, Mooney DP, Ketha B, Dassinger MS 3rd, Goldenberg-Sandau A, Roman JS, Jenkins TM, Falcone RA Jr, Polites S. Prevalence and outcomes of high versus low ratio plasma to red blood cell resuscitation in a multi-institutional cohort of severely injured children. *J Trauma Acute Care Surg.* 2024 Sep 1;97(3):452-459. doi: 10.1097/TA.0000000000004301. Epub 2024 Mar 18. PMID: 38497936.
29. Dunne JR, Hunt DL, Chen CC, et al. Antiplatelet Reversal Is Not Associated With Decreased Progression of Intracranial Hemorrhage in Near-Isolated Traumatic Brain Injury: A Retrospective Clustered Analysis From Two Trauma Centers. *J Surg Res.* 2024;302:501-508. doi:10.1016/j.jss.2024.07.100
30. Layrisse-Landaeta V, Dincheva GR, Khedr S, et al. Impact of English proficiency on use of Glasgow Coma Scale in geriatric patients with traumatic brain injury. *Trauma Surg Acute Care Open.* 2024;9(1):e001439. Published 2024 Jul 1. doi:10.1136/tsaco-2024-001439
31. Race and Socio-Economic Status Impact Withdrawal of Treatment in Young Traumatic Brain Injury. Tran J, Byerly S, Nelson J, Lenart EK, Kerwin AJ, Filiberto DM. *J Pain Symptom Manage.* 2024 Nov;68(5):499-505. doi: 10.1016/j.jpainsymman.2024.07.035. Epub 2024 Aug 7. PMID: 39097244
32. Validation of Two Scoring Tools to Predict Risk of Augmented Renal Clearance in Trauma Patients. Farrar JE, Swanson JM, Hudson JQ, Byerly S, Filiberto DM, Dickerson RN. *J Surg Res.* 2024 Aug;300:526-533. doi: 10.1016/j.jss.2024.05.026. Epub 2024 Jun 14. PMID: 38875951
33. Clinical decompensation after trauma laparotomy: It's probably not a pulmonary embolus. Byerly SE, Filiberto DM, Lenart EK, Easterday T, Howley I, Nouer S, Tolley E, Magnotti LJ. *Injury.* 2024 Sep;55(9):111651. doi: 10.1016/j.injury.2024.111651. Epub 2024 Jun 3. PMID: 38849214

34. Directed work-up of select penetrating neck injuries is safe: Hard signs continue to soften. Filiberto DM, Evans CR, Holliday T, Babowice J, Lenart EK, Kerwin AJ, Byerly S. *Injury*. 2024 Sep;55(9):111624. doi: 10.1016/j.injury.2024.111624. Epub 2024 May 19. PMID: 38782699
35. Different but Equal: Outcomes of Prolonged Postanesthesia Care Unit Stay After Trauma Laparotomy. Schachter AE, Byerly S, Dong C, Malach L, Lenart EK, Soule S, Fischer PE, Filiberto DM. *J Surg Res*. 2024 Jun;298:341-346. doi: 10.1016/j.jss.2024.03.036. Epub 2024 Apr 24. PMID: 38663260
36. Clinical Implications of Over- and Under-Triage Using Need for Trauma Intervention and Cribari Indices. Lenart EK, Byerly SE, Gross MG, Ali YM, Evans CR, Easterday TS, Howley IW, Kerwin AJ, Fischer PE, Filiberto DM. *Am Surg*. 2024 Sep;90(9):2176-2181. doi: 10.1177/00031348241246181. Epub 2024 Apr 13. PMID: 38613475
37. Outcomes and Predictors of Delayed Intervention After Renal Trauma. Gross MG, Filiberto DM, Lehrman BH, Lenart EK, Easterday TS, Kerwin AJ, Byerly SE. *Am Surg*. 2024 Sep;90(9):2170-2175. doi: 10.1177/00031348241246164. Epub 2024 Apr 11. PMID: 38605637
38. Management of Extraperitoneal Bladder Injuries in Patients With Pelvic Fractures. Byars VH, Byerly SE, Dong CT, Lenart EK, Evans CR, Kerwin AJ, Filiberto DM. *Am Surg*. 2024 Aug;90(8):2061-2065. doi: 10.1177/00031348241244641. Epub 2024 Apr 3. PMID: 38568507
39. Risk Factors for Venous Thromboembolism and Eventual Amputation in Traumatic Femoral and Iliac Vein Injuries: A Trauma Quality Improvement Program Analysis. Falcon AK, Caballero LM, Filiberto DM, Lenart EK, Easterday TS, Bhatt MN, Mitchell EL, Byerly S. *Am Surg*. 2024 Jul;90(7):1879-1885. doi: 10.1177/00031348241241645. Epub 2024 Mar 25. PMID: 38527489
40. O blood type is not associated with worse coagulopathy or outcome in exsanguinating trauma. Gwin JC, Rangnekar N, Murray GP, Byerly S, Fleming AM, Easterday TS, Kerwin AJ, Howley IW. *Am J Surg*. 2024 Aug;234:117-121. doi: 10.1016/j.amjsurg.2024.03.021. Epub 2024 Mar 26. PMID: 38553336
41. Tan H, Pham CL, Regen RN, Rutherford, NR, Armstrong LR, Smith LM, Heidel RE. Surgical Resident Education and Performance in Extended Focused Abdominal Sonography for Trauma. *The American Surgeon*TM. 2024;0(0). doi:10.1177/00031348241241747
42. Rhoton E, Bethurum AJ, King S, Smith LM. Delayed vs Early Admission to Intensive Care: A Retrospective Review of Outcomes and Clinical Indicators of Deterioration Following Trauma. *Am Surg*. Published online March 23, 2024. doi:10.1177/00031348241241639
43. Ulderich Williams SC, Qaddoumi AI, Meghreblian JT, et al. Incidence and Risk Factors for ICU-Associated Delirium in the Alert Geriatric Trauma Population. *Am Surg*. Published online March 23, 2024. doi:10.1177/00031348241241707
44. King SA, Jenkins JD, Livesay J, Yune JM, Mannino E, Webb JM, Hill HC, Baljepally R, Daley BJ, Smith LM. Coronary Artery Calcification and Risk of Cardiac Complication in

- Geriatric Trauma Population. *J Am Coll Surg*. 2024 Apr 1;238(4):762-767. doi: 10.1097/XCS.0000000000000945. Epub 2024 Mar 15. PMID: 38193566.
45. Ulderich Williams SC, Qaddoumi AI, Meghreblian JT, McBride ME, King SA, Elahi MA, Tuggle D, Heidel RE, Smith LM. Incidence and Risk Factors for ICU-Associated Delirium in the Alert Geriatric Trauma Population. *Am Surg*. 2024 Mar 23;31348241241707. doi: 10.1177/00031348241241707. Epub ahead of print. PMID: 38520278.
46. Gee KN, Clegg DJ, Salomon BJ, Rowe AS, McKnight LC. The Role of Procalcitonin in Predicting Failure of Non-operative Management in Bowel Obstructions. *Am Surg*. 2024 Apr 3;31348241241689. doi: 10.1177/00031348241241689. Epub ahead of print. PMID: 38567435.
47. Nadaud J, Heidel E, Daley B, McKnight C. The Effect of a Hip Fragility Pathway on Outcomes of Ground Level Falls in the Elderly. *Am Surg*. 2024 Mar 26;31348241241685. doi: 10.1177/00031348241241685. Epub ahead of print. PMID: 38532264.
48. Pickel W, Talbott E, Abram J, Bernardi R, Forester D, Hawkins J, Henry J, Nesbitt D, Smith C, Gray K. Factors associated with nasogastric tube placement-related complications in a single academic medical center. *J Healthc Qual*. 2024;46(5):316-23. doi:10.1097/JHQ.0000000000000448.
49. Hecht JS, Moore KLJ, Roberts RF Jr. Individuals With Prior Chronic Pain and Long-Term Opioid Treatment May Experience Persistence of That Pain Even After Subsequent Complete Cervical Spinal Cord Injury: Suggestions From a Prospective Case-Controlled Study. *Arch Rehabil Res Clin Transl*. 2024 Apr 27;6(2):100338. doi: 10.1016/j.jarrct.2024.100338. PMID: 39006114; PMCID: PMC11240028.