

# Teen Motor Vehicle Accidents

## Meigs County, Tennessee



Between 2011 and 2015, Tennessee teens were involved in **205,326** motor vehicle crashes\*. That's over **112 per day!**

What happened with teens in Meigs County from 2011 to 2015?



185

crashes involving teens\*



114

crash-related ED visits†



5

crash-related hospitalizations†



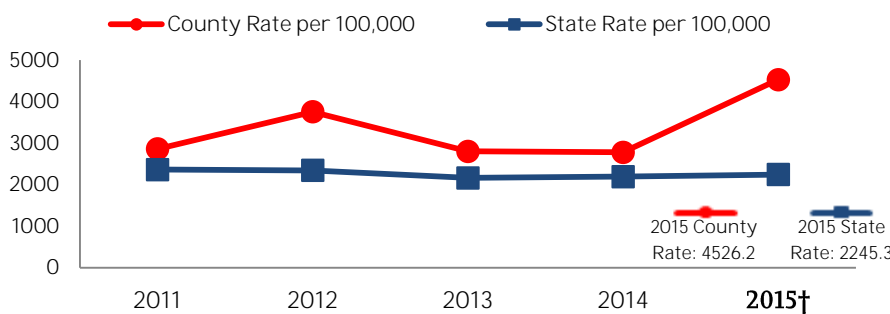
3

teen deaths due to crashes†

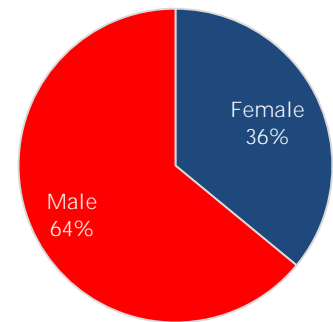
Meigs County ranked 11th out of 95 counties for teen crashes and ranked 86th lowest for crash-related ED visits based on 5-year average rates

### Teen crash-related emergency department statistics in Meigs County†

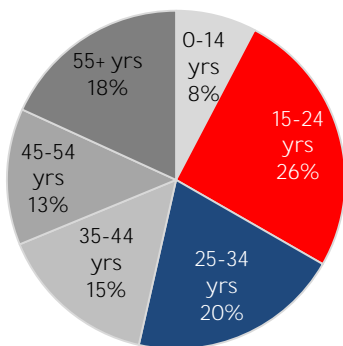
5-Year Emergency Department Visit Rate Trend



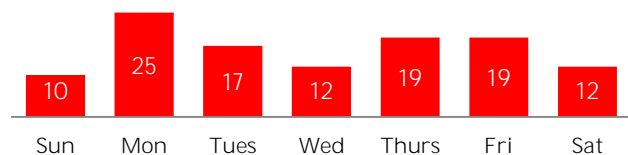
More teen females were seen in the ED for crash-related injuries



Teens and young adults have the greatest number of crash-related ED visits



ED Visits for Teen Crashes by Day of the Week in Meigs County



Number of Meigs County High Schools participating in ReduceTNCrashes.Org = 1

### What Can You Do?

- Get your school involved in ReduceTNCrashes.Org!
- Provide graduated drivers license (GDL) education to teen drivers and parents
- Display safe driving signs at your school
- Conduct a teen safe driving program such as **Battle of the Belt or Checkpoints™**

Data Sources:

\*Tennessee Department of Safety and Homeland Security, Research, Planning, & Development, TITAN Database; Data ages 15-20

†Tennessee Department of Health, Division of Policy, Planning, & Assessment, Office of Health Statistics; Data ages 15-19, 2015 data is

partially ICD-10, thus codes may not translate perfectly

Tennessee Highway Safety Office, ReduceTNCrashes.Org

