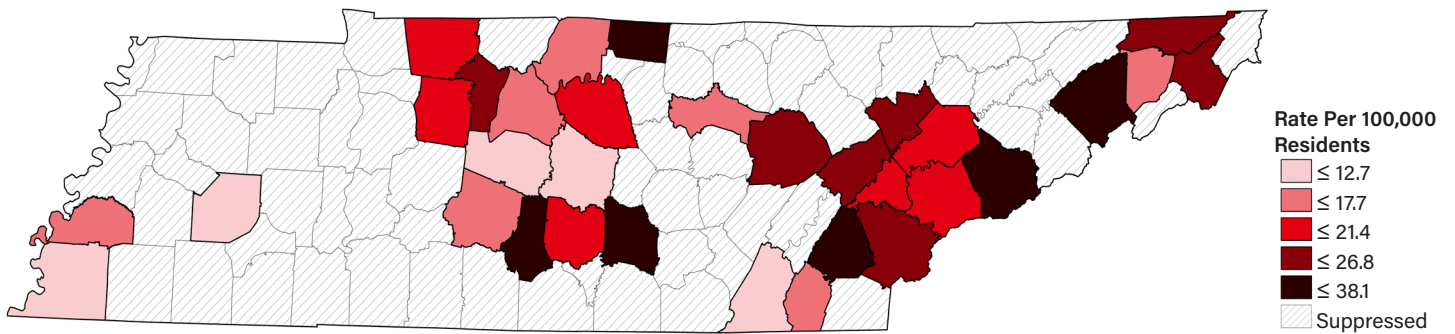




Quick Facts: Suicide in Tennessee | 2022

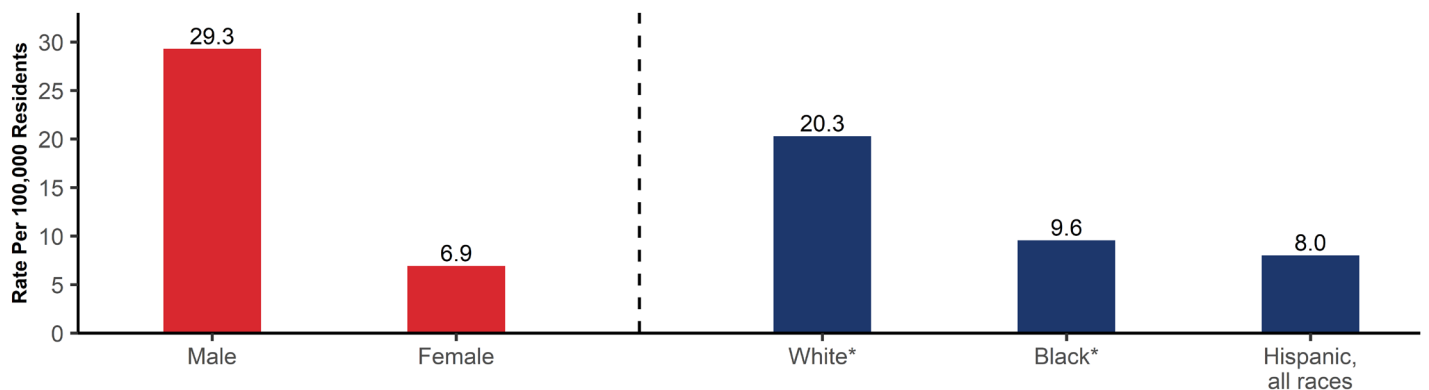
The Tennessee Violent Death Reporting System (TNVDRS) helps state and local officials understand why violent deaths occur by linking data from medical examiner, law enforcement, and vital statistics records. It is the only data system for homicide and suicide that pools data on violent deaths and their circumstances from multiple sources into one anonymous database. TNVDRS collects over 600 unique data elements to provide context on violent deaths occurring in our state including: homicide, suicide, unintentional firearm deaths, legal intervention, and deaths of undetermined intent. For more information or to request additional data, please contact us at TN.VDRS@tn.gov

Suicide Rates by County of Injury | TNVDRS, 2022



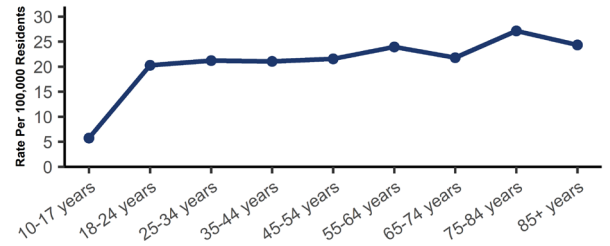
Of the 2,212 violent deaths in TN in 2022, 1,262 were deaths due to suicide (57.1%). Counties not shaded had fewer than 10 suicide deaths included in TNVDRS for this year. No county had a statistically significant increase in suicide rate from 2021 to 2022.

Rates by Age, Sex, and Race/Ethnicity | TNVDRS, 2022

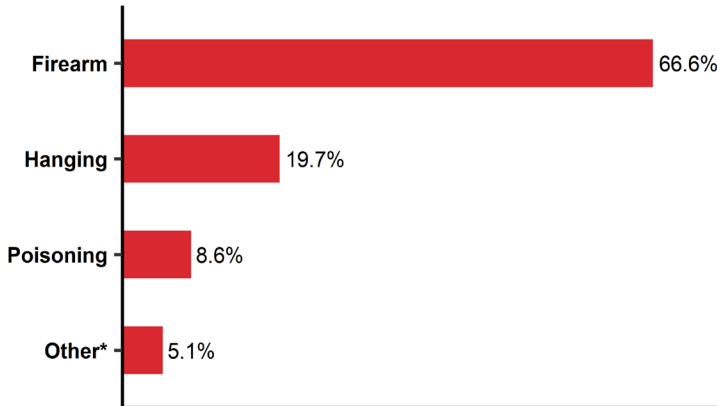


The mortality rate of suicide was 4.2 times higher for males than females (29.3 per 100,000 compared to 6.9 per 100,000), as shown above. We can also see that white individuals had a higher rate than black individuals (20.3 per 100,000 compared to 9.6 per 100,000). These groupings include Hispanic white and Hispanic black decedents respectively due to the available population groups for rate calculation. The suicide mortality rate for Hispanic decedents of all races was 8.0 per 100,000.

Adolescents (10-17 years) had the lowest suicide mortality rate at 5.7 per 100,000. For decedents aged 18 or higher at death, the average mortality rate was 22.7, and the figure to the right shows that the highest rate is among decedents aged 75 to 84, at 27.1 per 100,000.



Method of Death | TNVDRS, 2022

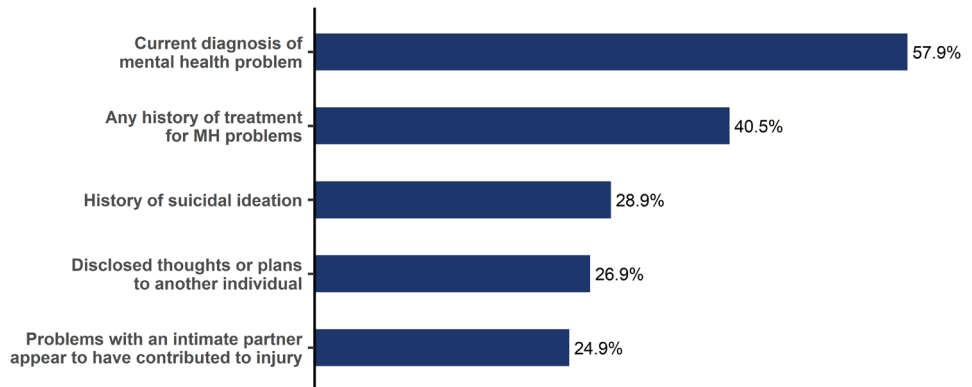


The majority of suicide deaths are due to firearm (66.6%), followed by hanging (19.7%) and poisoning (8.6%). In 82.1% of firearm suicide deaths, the firearm used was a handgun; the most common handgun was a semi-automatic pistol.

Decedents who died by suicide due to poisoning most commonly had positive toxicology results for antidepressants (45.7%), antihistamines (38.3%), or benzodiazepines (26.6%). Decedents who died by other methods were more likely to have no substances present (34.5%), or to have positive

results for alcohol (30.2%) or marijuana (15.7%). TNVDRS had available toxicology testing information for 75.4% of decedents in 2022.

Selected Suicide Circumstances | TNVDRS, 2022



The above figure shows the most common circumstances associated with each incident; sufficient data to collect circumstance information was available for 97.3% of decedents. For the first three circumstances listed, females were more likely than males to have that circumstance endorsed, and non-Hispanic white individuals were more likely to have that circumstance endorsed than non-Hispanic black individuals. The percentage of decedents disclosing to another individual was consistent across sex and race/ethnicity. Male decedents were more likely than female decedents to experience intimate partner problems contributing to injury, but a similar percentage of both NH black and NH white decedents had this circumstance endorsed.

