



National HIV Behavioral Surveillance (NHBS): Memphis

Tennessee Department of Health

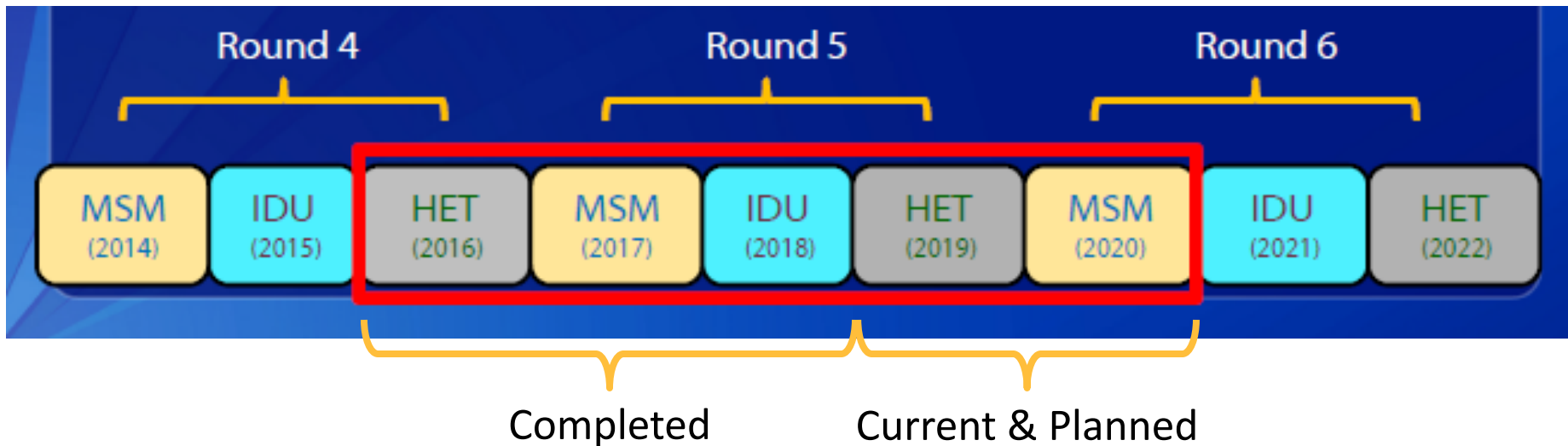
July 24, 2019

NHBS Project

- CDC's comprehensive system for conducting behavioral surveillance among persons at risk for HIV infection
- Takes place in over 20 major metropolitan regions
- Monitors prevalence and trends of:
 - HIV infection
 - HIV risk behavior (sexual behavior and drug use)
 - HIV testing and treatment behavior
 - Receipt of prevention services
 - Use of prevention strategies (e.g., condoms, PrEP)

NHBS Cycles

- Rotating, annual cycles in 3 key populations:
 - Gay, bisexual, and other men who have sex with men (“MSM”)
 - Persons who inject drugs (“IDU” aka “PWID”)
 - Heterosexual adults at increased risk for HIV infection (“HET”)



NHBS Memphis project

- Started in 2016
- Known locally as TRUST Memphis
- Has completed three cycles as of July 2019
 - HET4 (2016)
 - MSM5 (2017)
 - IDU5 (2018)
- HET5 is currently in progress and will be completed December 2019

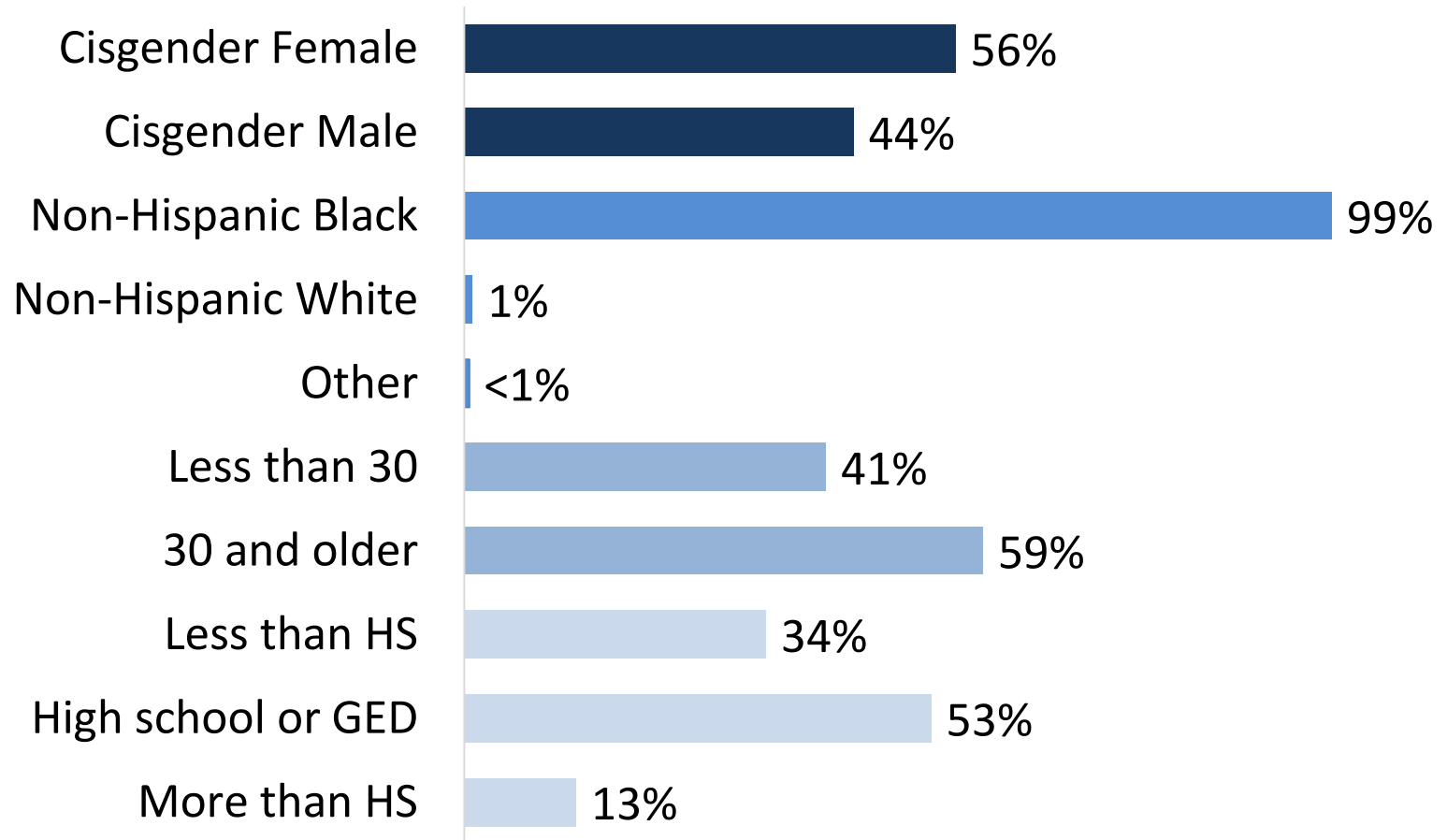


HET4 (2016)

- Eligibility
 - Cisgender man or woman (i.e. not transgender),
 - 18 to 60 years old
 - Report vaginal or anal sex with an opposite sex partner in the past 12 months
 - No injection drug use in the past 12 months
 - Low socioeconomic status (SES)
 - i.e. income below federal poverty level or educational attainment not greater than a high school degree
- Total persons with complete surveys: 543
- Used two fixed sites in Memphis for surveying and HIV/STI testing

HET4 Data Overview

Sample demographics and percent of total (N=543)



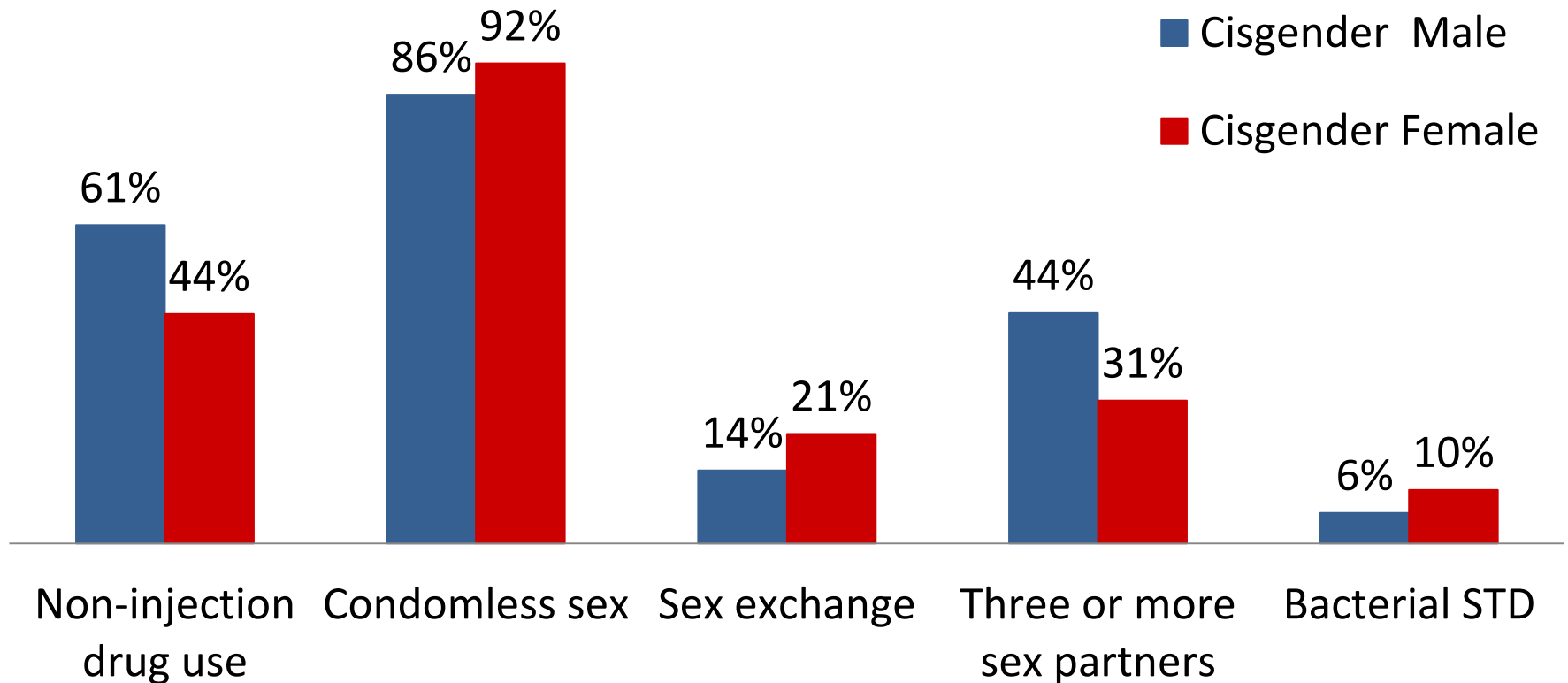
HET4 Data Overview

HIV testing behaviors and NHBS results (N=543)

	N	%
Ever tested for HIV		
Yes	415	76%
No	128	24%
Tested for HIV in past 12 months		
Yes	223	41%
No	320	59%
NHBS HIV test result		
Positive	2	<1%
Negative	537	98%
Unknown/no test	4	1%

HET4 Data Overview

Percentage who reported engaging in risk behaviors in past 12 months by gender (N=543)



HET4: In-depth

Percentage of Participants Reporting Having Seen a Health Care Provider in the Past 12 Months (N=543)



Percentage of Participants Reporting Being Offered an HIV Test by a Health Care Provider in the Past 12 Months (N=434)*



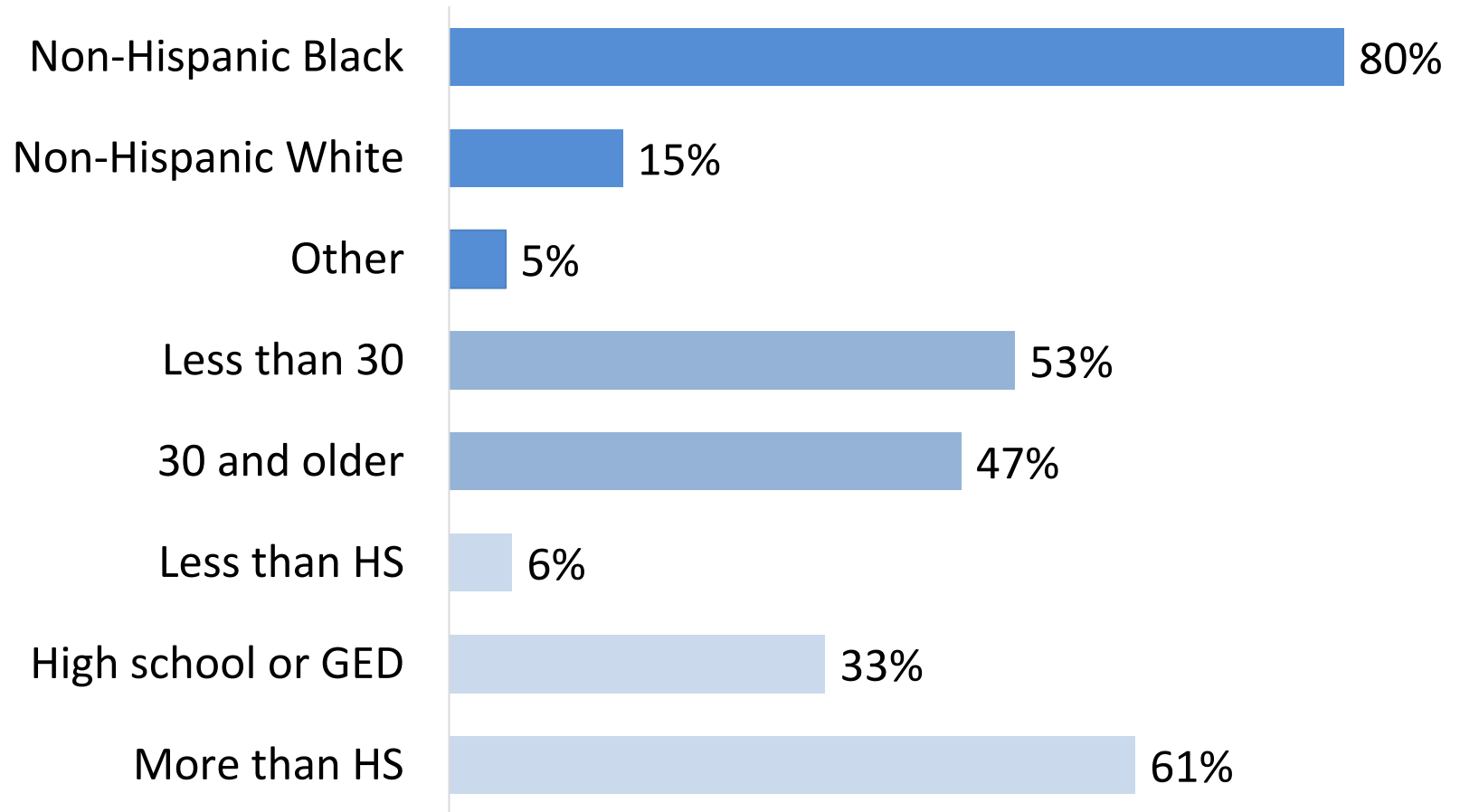
*Among participants reporting having seen a health care provider in the past 12 months

MSM5 (2017)

- Eligibility
 - Cisgender man
 - Ever had oral or anal sex with another cisgender man
 - At least 18 years old
- Total persons with complete surveys: 356
- Venue-based sampling (VBS) was used during the MSM5 cycle
 - Bars, clubs, organizations and street locations frequented by MSM were selected by the TRUST Memphis team
 - Venues with dates and times were chosen randomly as recruitment sites each month

MSM5 Data Overview

Sample demographics and percent of total (N=356)



MSM5 Data Overview

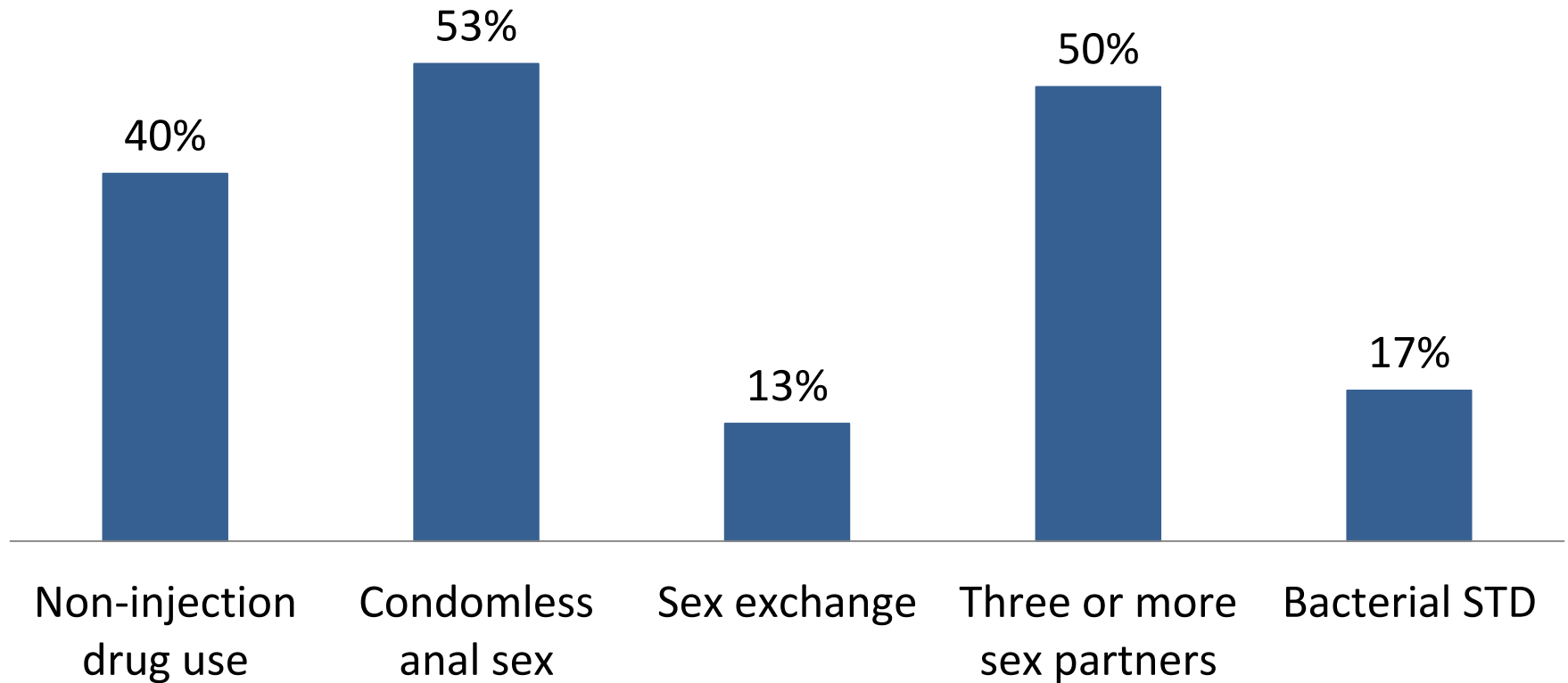
HIV testing behaviors and NHBS results

	N	%
Ever tested for HIV (N=356)		
Yes	333	93%
No	23	7%
Tested for HIV in part 12 months* (N=260)		
Yes	199	76%
No	61	24%
NHBS HIV test result (N=356)		
Negative	198	56%
Positive	114	32%
Unknown/no test	44	12%

*excludes individuals who self-reported living with HIV

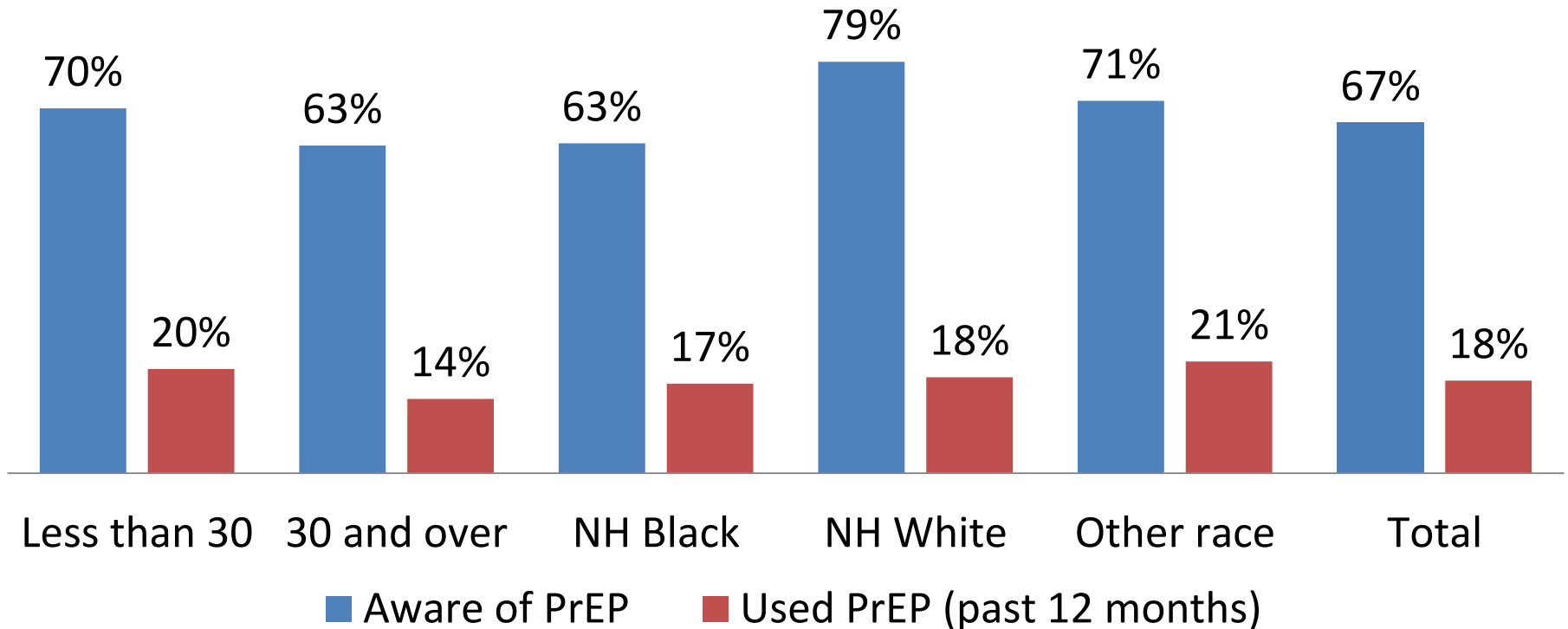
MSM5 Data Overview

Percentage who reported engaging in risk behaviors in past 12 months (N=356)



MSM5: In-depth

Percent awareness and use of PrEP in the past 12 months by age and race/ethnicity (N=356)

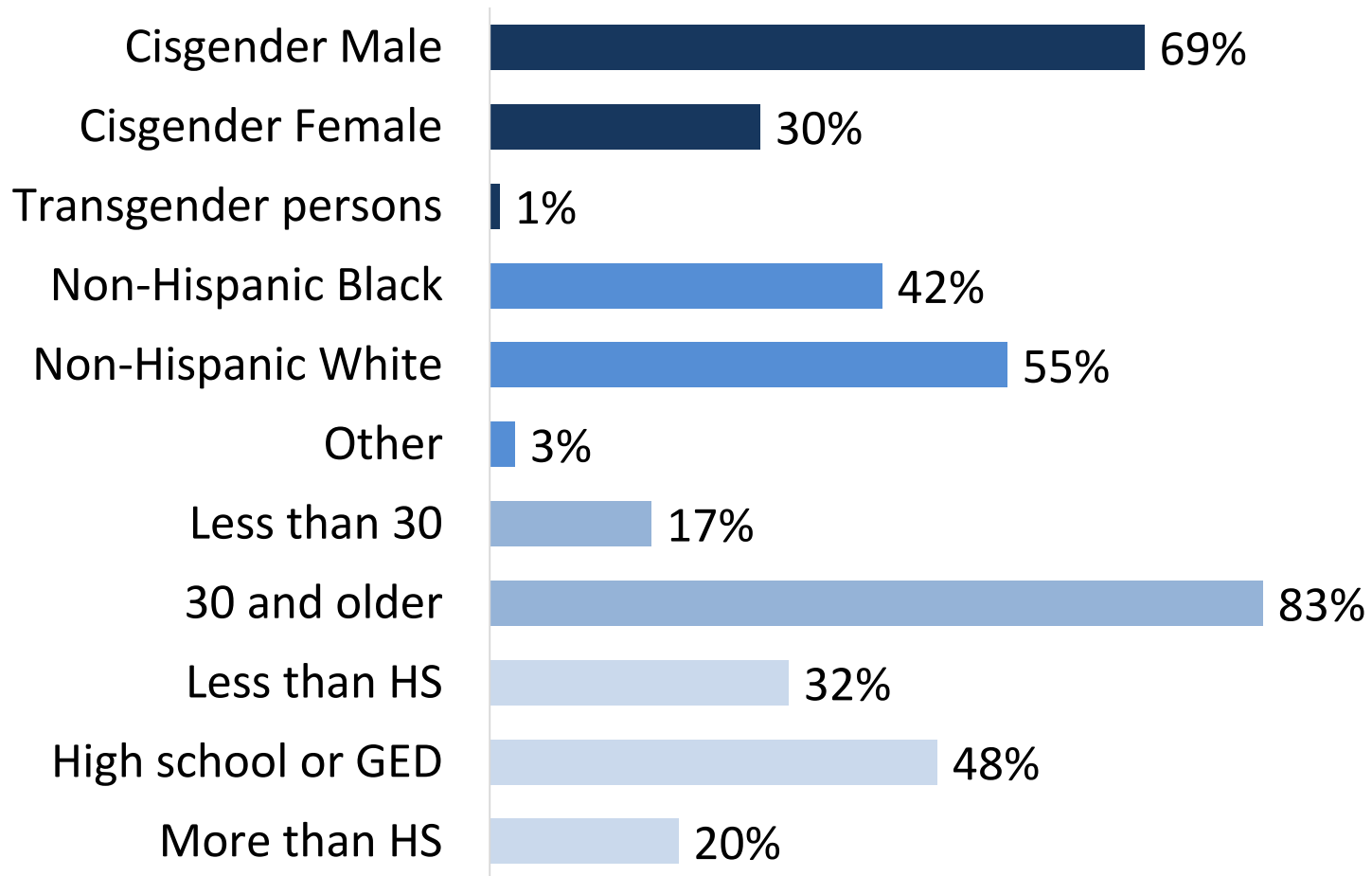


IDU5 (2018)

- Eligibility
 - Having injected drugs without a prescription in the past 12 months
 - Evidence of recent drug use, including physical evidence and/or knowledge of how to inject drugs was solicited during screening
 - At least 18 years old
- Total persons with complete surveys: 566
- Used two fixed sites in Memphis for surveying and HIV and Hepatitis C testing

IDU5 Data Overview

Sample demographics and percent of total (N=560)



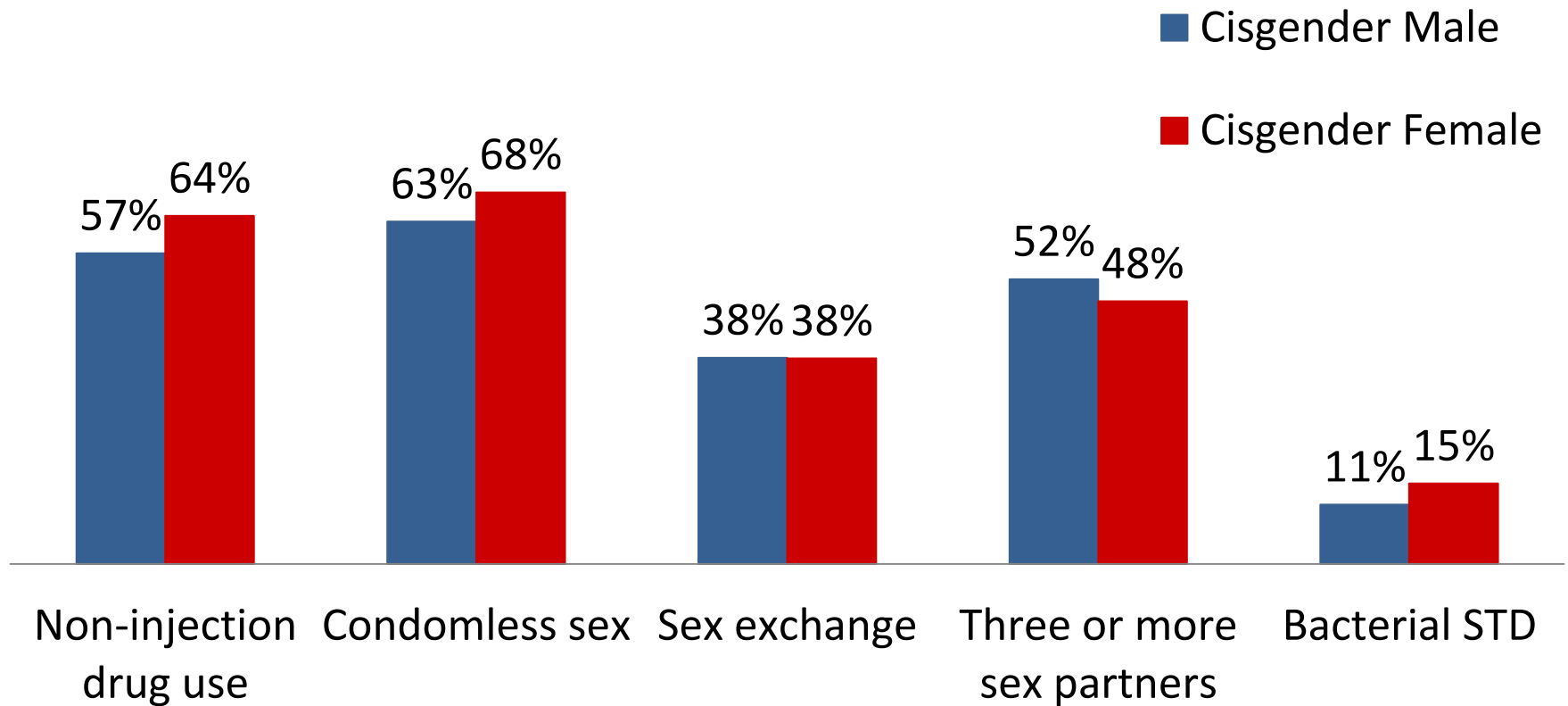
IDU5 Data Overview

HIV testing behaviors and NHBS results (N=560)

	N	%
Ever tested for HIV		
Yes	419	75%
No	139	25%
Unknown	2	<1%
Tested for HIV in part 12 months		
Yes	153	27%
No	407	73%
NHBS HIV test result		
Positive	30	5%
Negative	525	94%
Unknown/no test	5	1%

IDU5 Data Overview

Percentage who reported engaging in risk behaviors in past 12 months by gender* (N=554)



*excludes transgender participants

IDU5: In-depth

Over **70%** of those surveyed reported injecting non-prescription drugs more than once a day.

53%

used a needle after someone else had already used it

79%

gave someone a needle after they had already used it

the last time they injected.

NHBS Summary

- NHBS collects important data on hard-to-reach populations for national and local HIV prevention efforts
- Comparison of select demographics and risk behaviors, by cycle
 - HET4 cycle: non-Hispanic Black, high percentages of condomless sex, high annual HIV testing
 - MSM5 cycle: educated, more yearly HIV testing, more bacterial STDs
 - IDU5 cycle: older, mix of non-Hispanic black and white, and cisgender male, sex exchange, low HIV testing in past 12 months
- Much more data available!
- Visit <https://www.tn.gov/health/health-program-areas/std/std/surveillance.html> for more information



TM

Thank you!