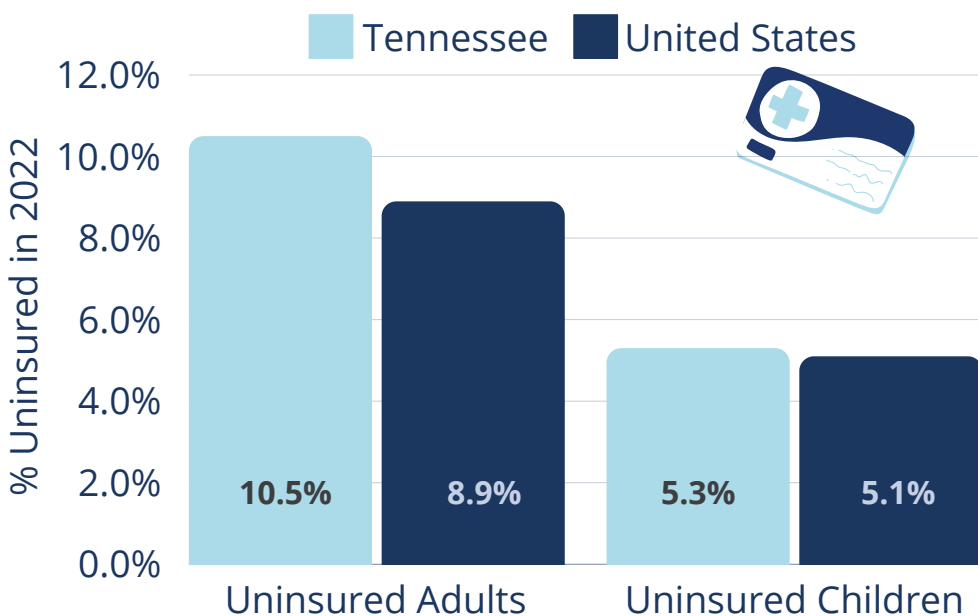




2023 State of Health in Tennessee

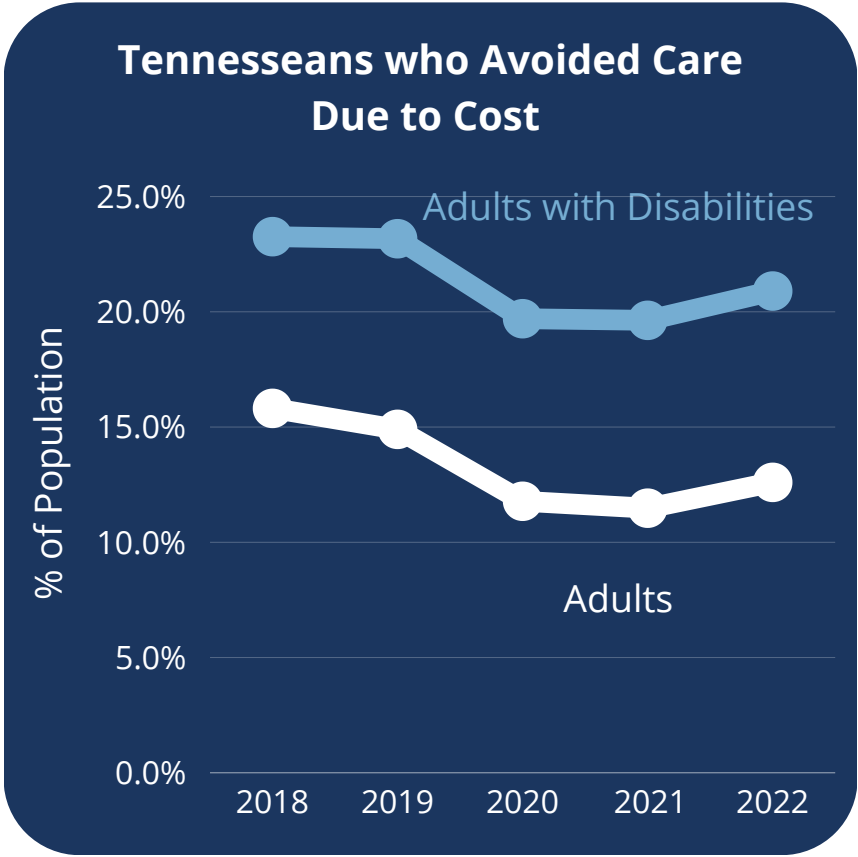
A HEALTHY SYSTEM OF CARE : Access

Tennessee statute states that "every citizen should have reasonable access to health care." Access to care can often be limited by insurance status, cost of care, and access to facilities such as rural hospitals.



20,000 children in TN are underinsured.

In Tennessee, 7.7% of children with private insurance do not have coverage for mental or emotional problems, compared to 10.3% in the United States.



Rural Hospitals in TN

Closed since 2005: **16**

Rural hospitals face the specific challenge of balancing community needs and financial viability of the services being offered.

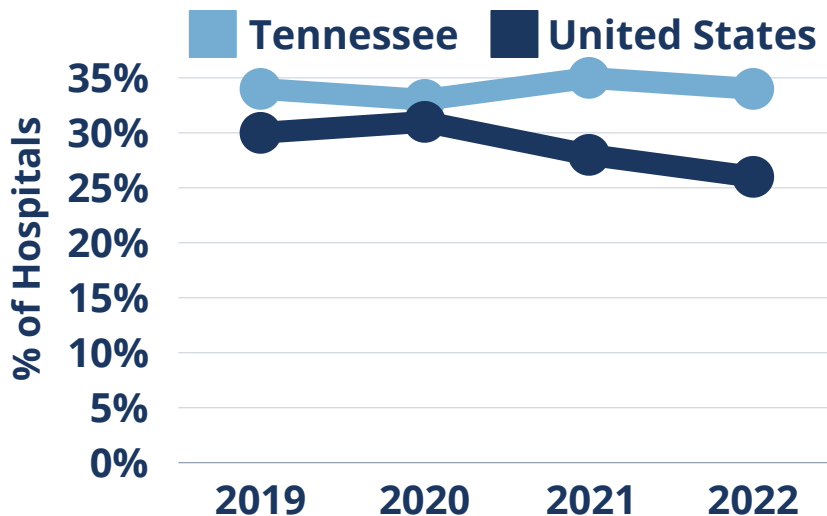


2024 State of Health in Tennessee

A HEALTHY SYSTEM OF CARE : Quality of Care

Hospital Quality

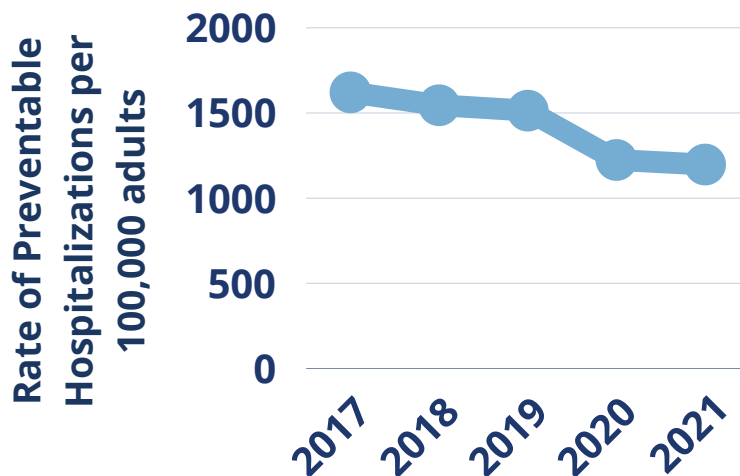
In 2022, 34% of hospitals in Tennessee had the top-quality rating (Grade A) on the Hospital Safety Score compared to 26% in the U.S.



Preventable Hospitalizations in Tennessee

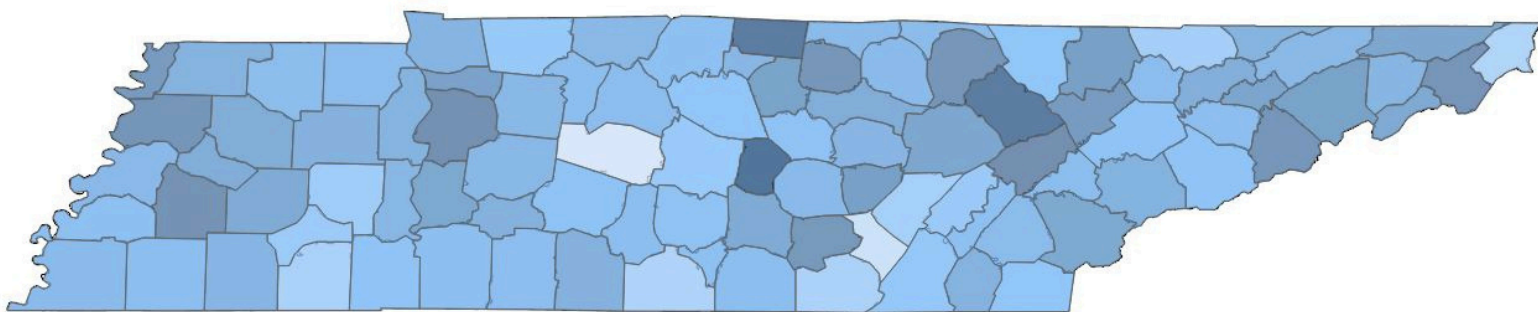
Rate of hospitalizations for ambulatory care-sensitive conditions per 100,000 adults.*

Evidence shows that consistent quality access to primary care should manage ambulatory care-sensitive conditions such as diabetes and asthma, sufficiently to prevent hospitalizations.



2021 Preventable Hospitalization Rate

456 2,443



*COVID-19 has been associated with statistically significant decreases in preventable hospitalizations, particularly respiratory-related preventable hospitalizations such as asthma. Despite these seemingly positive decreases in preventable hospitalizations, the pandemic impacted both patient decision making as well as hospital capacity and data should be interpreted with caution.



2024 State of Health in Tennessee

A HEALTHY SYSTEM OF CARE : Screenings

Approximately 43,170 Tennesseans will be diagnosed with cancer in 2024, placing Tennessee among the top 10 states with the highest rates of cancer.



Cancer TN v. US



Breast Cancer Screenings

69.4%

% of females aged 40+ who reported in 2022 having a mammogram in the past two years.

70.2%

21.6

Breast Cancer Mortality

Rate per 100,000 females.

19.6

74.4%

Colorectal Cancer Screenings

% of adults aged 50+ who reported in 2022 ever having a colorectal endoscopy.

74.5%

14.8

Colorectal Cancer Mortality

Rate per 100,000 persons.

13.1

4.2%

Lung Cancer Screenings

% of persons at high risk who were screened using a low dose CT in 2021.

4.5%

23.6%

Lung Cancer 5-Year Survival Rate

% of people alive five years after being diagnosed with lung cancer.

26.6%



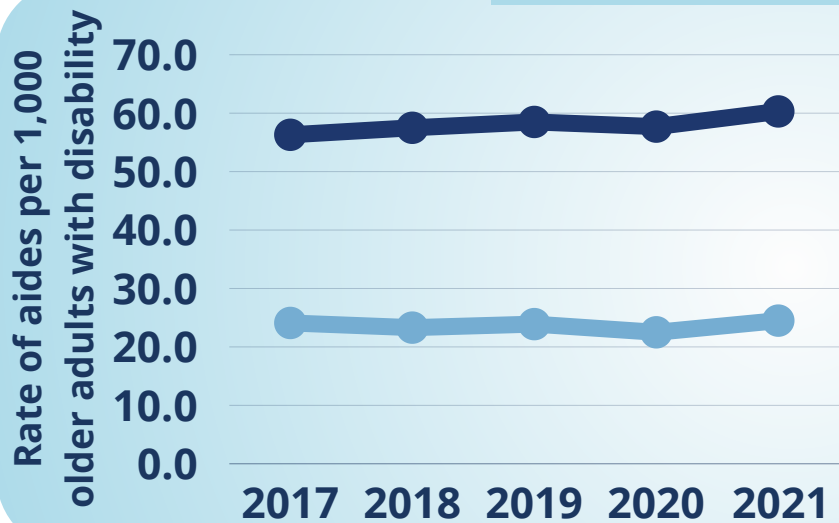
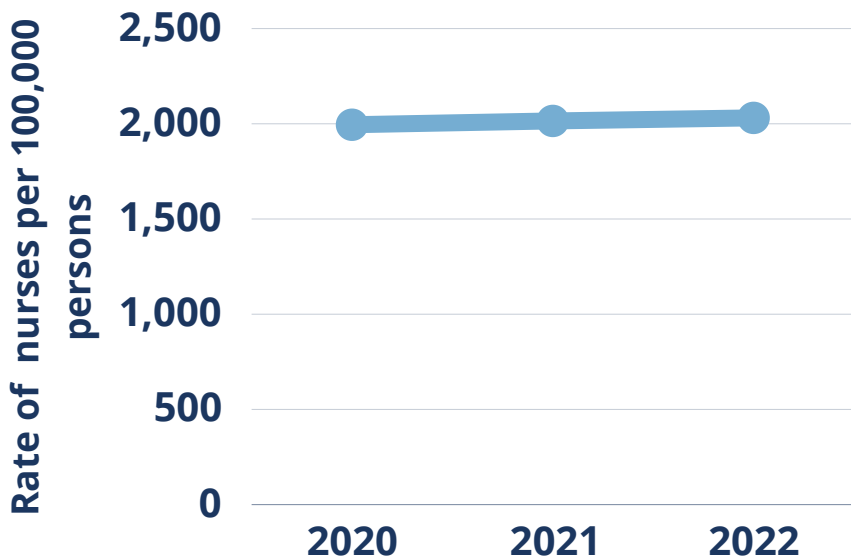
2024 State of Health in Tennessee

A HEALTHY SYSTEM OF CARE : Workforce

Nurses

Rate of active registered nurse (RN) and licensed practical nurse (LPN) licenses per 100,000 persons in Tennessee.

In 2022, Tennessee had 2,031 nurses per 100,000 persons.



Home Health Care

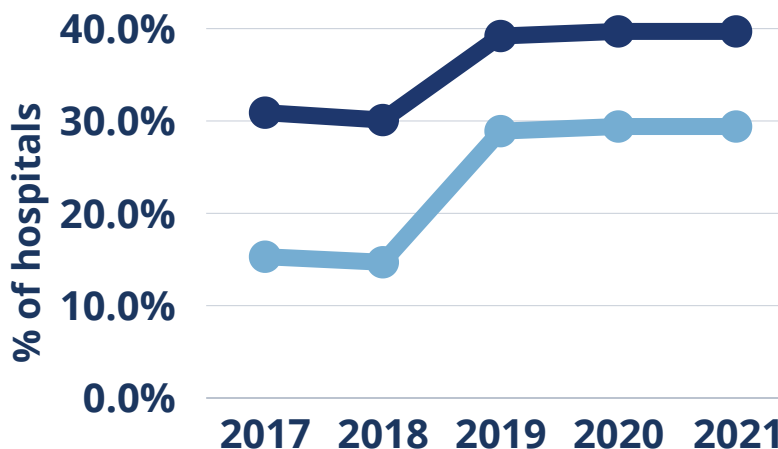
Rate of personal care and home health aides per 1,000 adults aged 65+ with a disability.

In 2021, Tennessee had less than half the number aides per 1,000 adults aged 65+ with a disability than the U.S.

Palliative Care

Percentage of hospitals providing palliative care programs.

In 2021, 29.4% of Tennessee hospitals provided palliative care programs compared to 39.7% in the United States.



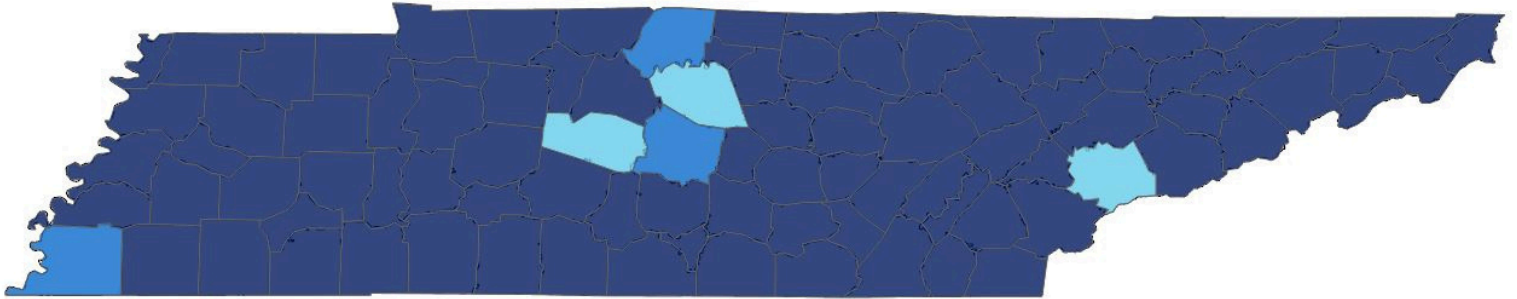


2024 State of Health in Tennessee

A HEALTHY SYSTEM OF CARE : Workforce

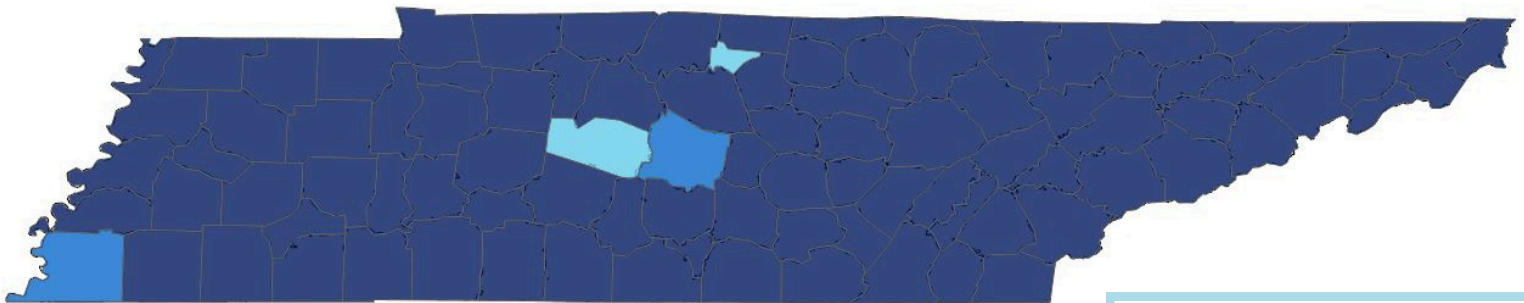
Primary Care Health Professional Shortage Areas

In February 2024, 93.7% of TN counties were considered Primary Care Health Professional Shortage Areas.



Mental Health Professional Shortage Areas

In February 2024, 95.8% of TN counties were considered Mental Health Professional Shortage Areas.



- None of county is shortage area
- Part of county is shortage area
- Whole county is shortage area

Dental Health Professional Shortage Areas

In February 2024, 89.5% of TN counties were considered Dental Health Professional Shortage Areas.

