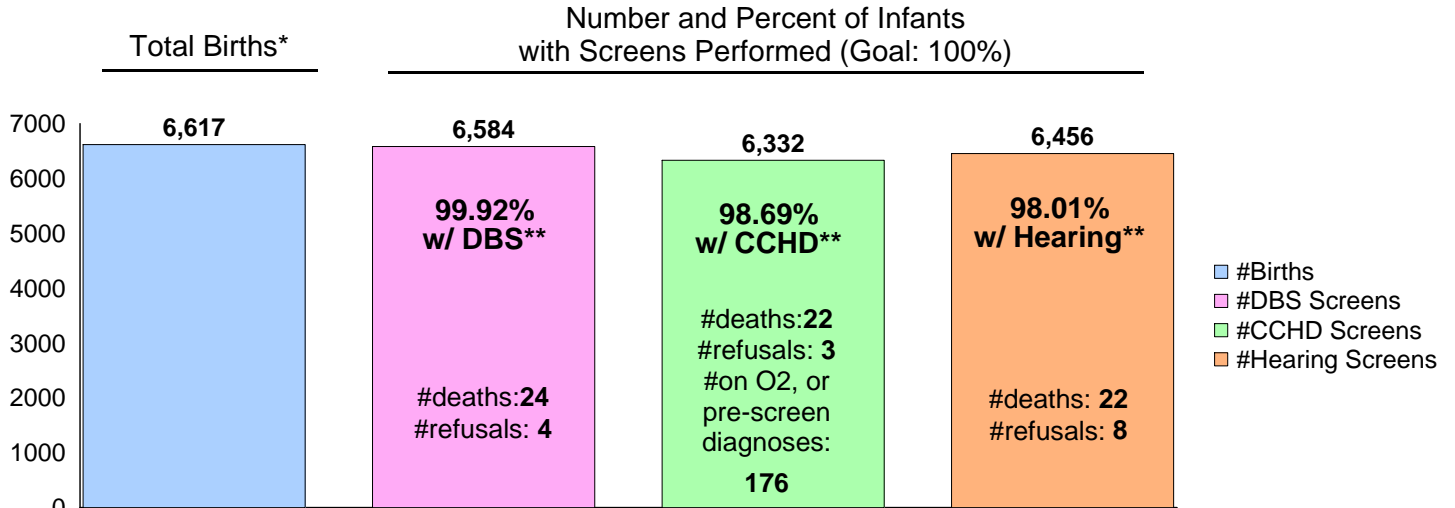


Tennessee Newborn Screening Program Report for STATE OF TENNESSEE (Hospitals Only)

Tennessee State Law (TCA 68-5-401) **requires** that all infants born in the State of Tennessee receive screening for certain conditions using a dried blood spot (DBS) screen, for critical congenital heart disease (CCHD) using pulse oximetry and for congenital hearing loss via hearing screening. Contact us with any questions: 615-532-8462.

Screens Performed for Date of BIRTH Range: 3/1/2019 - 3/31/2019



*Total births include number of infants born in Tennessee hospitals. Screens could have been performed in a facility other than the birth hospital.

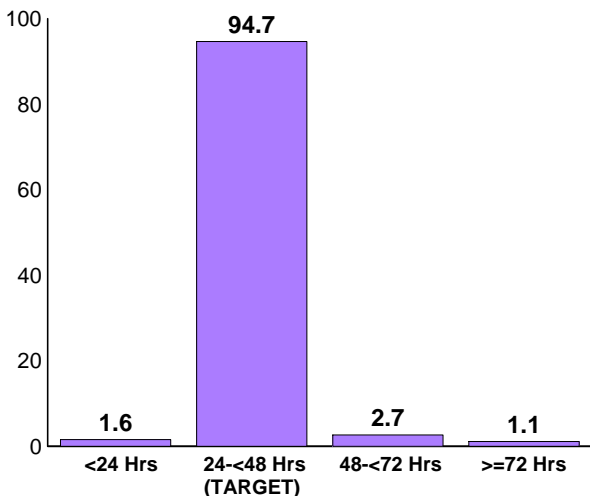
**Excludes births without a screen due to death within two days of birth, refusal, on O2, echoed, or pre-screen diagnosis.

Unsatisfactory Specimen Rate for Date of COLLECTION Range: 3/1/2019 - 3/31/2019

The unsatisfactory specimen rate of the DBS submitted for the State (hospitals only): 1.97% (Goal <1%)

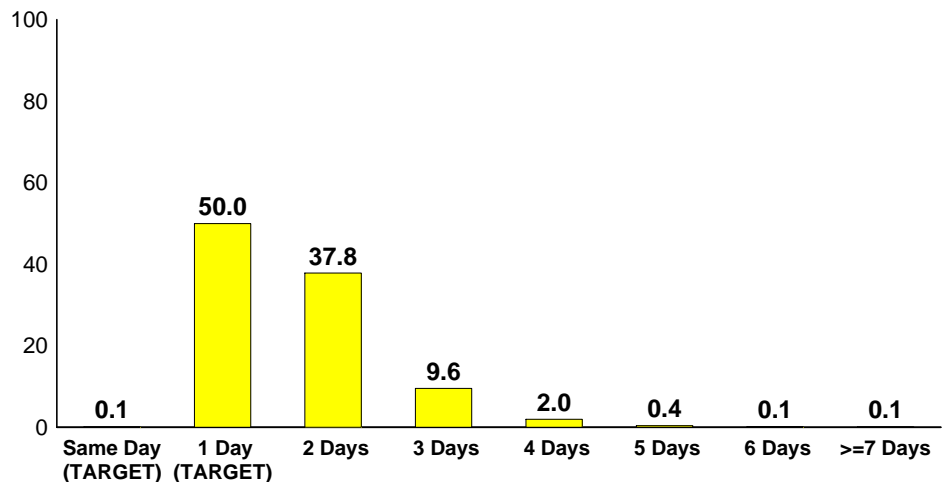
Age at Collection and Transit Time Rates for Date of COLLECTION Range: 3/1/2019 - 3/31/2019

Age at Initial DBS Collection (%)
Target: Collected between 24-48 hrs of age*



Transit Time from DBS Collection to the State Lab (%)
(Initial and Repeats)

Target: Arrive in lab <2 days from collection*



Age at collection and transit time data are for specimens collected by hospitals. For transit time: Same Day means specimen arrived the same day as collection, 1 Day means specimen arrived one day after collection, 2 Days means specimen arrived 2 days after collection etc.

Tennessee Department of Health Newborn Screening Program

Performance Data by Facility
3/1/2019 - 3/31/2019

Name of Birthing or Submitting Facility	Number of Births*	Critical Congenital Heart Disease (CCHD) Screen (Target 100%)*	CCHD Screen Excluding Deaths, Refusals, Echoed, On O2 and Pre-screen Diagnosis	Hearing Screen (Target 100%)*	Hearing Screen Excluding Deaths and Refusals	Dried Blood Spot (DBS) Screen (Target 100%)*	DBS Screen Excluding Deaths and Refusals	Number of DBS Specimens**	Unsatisfactory DBS Specimen (Target <1%)**	DBS Collected 24-48hrs of Age (Target 100%)+	DBS Transit Time <2 Days from Collection (Target 100%)++
All Tennessee Hospitals	6,617	95.7%	98.7%	97.6%	98.0%	99.5%	99.9%	7,319	1.97%	94.7%	50.1%
Athens Regional Medical Center	31	80.6%	92.6%	96.8%	100.0%	93.5%	100.0%	30	0.00%	87.5%	58.8%
Baby & Co Nashville	21	95.2%	95.2%	100.0%	100.0%	100.0%	100.0%	20	0.00%	100.0%	100.0%
Baptist Mem Hosp-Union City	23	100.0%	100.0%	95.7%	100.0%	100.0%	100.0%	23	4.35%	91.3%	54.2%
Baptist Memorial Hosp Memphis	433	94.9%	97.9%	97.2%	97.2%	99.8%	99.8%	470	2.34%	96.7%	39.6%
Baptist Memorial Hospital-Tipton	28	96.4%	100.0%	96.4%	96.4%	100.0%	100.0%	30	6.67%	100.0%	73.3%
Blanchfield Army Community Hospital	133	96.2%	98.5%	100.0%	100.0%	100.0%	100.0%	129	0.00%	94.7%	29.1%
Blount Memorial Hospital	51	100.0%	100.0%	98.0%	98.0%	100.0%	100.0%	50	0.00%	98.0%	39.2%
Bristol Regional Med	100	95.0%	96.0%	99.0%	99.0%	100.0%	100.0%	100	4.00%	96.0%	35.9%
Centennial Medical Center	256	93.8%	98.8%	96.9%	96.9%	99.6%	100.0%	306	0.65%	94.7%	94.8%
Cookeville Regional Medical	147	99.3%	100.0%	100.0%	100.0%	100.0%	100.0%	150	6.00%	97.3%	58.1%
Cumberland Medical Center	60	98.3%	98.3%	100.0%	100.0%	100.0%	100.0%	62	1.61%	98.4%	66.7%
East Tennessee Children's Hospital	--	--	--	--	--	--	--	93	6.45%	--	24.7%
Erlanger East Women's Services	189	98.9%	98.9%	100.0%	100.0%	100.0%	100.0%	197	2.03%	97.9%	35.4%
Erlanger Medical Center	224	95.5%	98.2%	94.6%	95.5%	97.8%	99.5%	297	2.02%	92.7%	42.8%
Franklin Woods Community Hospital	103	98.1%	99.0%	99.0%	100.0%	100.0%	100.0%	99	1.01%	98.0%	40.6%
Ft Sanders Regional Med Ctr	238	96.2%	98.3%	97.9%	97.9%	100.0%	100.0%	226	0.00%	99.1%	14.0%
Hardin Medical Center	26	100.0%	100.0%	100.0%	100.0%	100.0%	100.0%	23	0.00%	92.0%	12.0%
Hendersonville Medical Center	101	93.1%	98.9%	98.0%	98.0%	100.0%	100.0%	103	0.97%	95.1%	75.2%
Henry County Medical Center	48	97.9%	100.0%	100.0%	100.0%	100.0%	100.0%	51	7.84%	98.0%	38.5%
Holston Valley Hosp	62	90.3%	100.0%	90.3%	90.3%	100.0%	100.0%	69	2.90%	98.4%	24.3%
Horizon Medical Center	36	91.7%	94.3%	94.4%	94.4%	94.4%	94.4%	39	5.13%	89.2%	56.4%
Indian Path Community Hospital	--	--	--	--	--	--	--	69	1.45%	94.2%	26.8%
Jackson-Madison Co Gen Hosp	248	95.2%	98.3%	96.4%	96.8%	99.6%	100.0%	271	1.48%	98.4%	12.1%
Johnson City Medical Center	96	90.6%	97.8%	91.7%	93.6%	97.9%	100.0%	71	0.00%	98.6%	5.6%
Johnson City Medical Center-NICU	--	--	--	--	--	--	--	42	7.14%	--	14.3%
Laughlin Memorial Hospital	16	100.0%	100.0%	93.8%	93.8%	100.0%	100.0%	15	0.00%	100.0%	60.0%
LeBonheur Children's Hospital	--	--	--	--	--	--	--	42	2.38%	--	65.9%

*Reported by birthing facility based on date of BIRTH. Screens could have been performed in a facility other than the birth hospital.

**Reported by submitting facility based on date of COLLECTION of the specimen submitted. Excluded specimens collected < 24 hours of age.

+Reported by submitting facility based on date of COLLECTION of the 1st specimen submitted for an infant. Excluded records missing information on age at collection.

++Reported by submitting facility based on date of COLLECTION. Included initial specimen and repeats. Excluded records missing information on transit time.

-- No births reported. Vanderbilt NICU births were listed under Vanderbilt University Medical Center, Johnson City Medical Center NICU births were listed under Johnson City Medical Center. East Tennessee Children's Hospital and LeBonheur Children's Hospital are not birthing hospitals, therefore, no births were reported.

^ No specimens collected.

Tennessee Department of Health Newborn Screening Program

Performance Data by Facility
3/1/2019 - 3/31/2019

Name of Birthing or Submitting Facility	Number of Births*	Critical Congenital Heart Disease (CCHD) Screen (Target 100%)*	CCHD Screen Excluding Deaths, Refusals, Echoed, On O2 and Pre-screen Diagnosis	Hearing Screen (Target 100%)*	Hearing Screen Excluding Deaths and Refusals	Dried Blood Spot (DBS) Screen (Target 100%)*	DBS Screen Excluding Deaths and Refusals	Number of DBS Specimens**	Unsatisfactory DBS Specimen (Target <1%)**	DBS Collected 24-48hrs of Age (Target 100%)+	DBS Transit Time <2 Days from Collection (Target 100%)++
LeConte Medical Center	89	97.8%	98.9%	100.0%	100.0%	100.0%	100.0%	94	1.06%	95.7%	49.5%
Lincoln Medical Center	20	100.0%	100.0%	100.0%	100.0%	100.0%	100.0%	24	4.17%	100.0%	45.8%
Livingston Regional Hospital	36	97.2%	97.2%	94.4%	97.1%	97.2%	97.2%	39	10.26%	97.2%	50.0%
Maury Regional Hospital	94	97.9%	100.0%	98.9%	100.0%	100.0%	100.0%	108	0.00%	94.3%	79.6%
Methodist Healthcare-Germantown	319	95.6%	99.3%	96.2%	96.8%	99.4%	100.0%	329	0.30%	94.6%	23.8%
Methodist Hospital-South	51	96.1%	100.0%	92.2%	95.9%	96.1%	100.0%	51	0.00%	98.0%	19.2%
Methodist Med Ctr Oak Ridge	47	97.9%	100.0%	100.0%	100.0%	100.0%	100.0%	43	0.00%	86.7%	51.1%
Metro Nashville General Hosp	26	96.2%	100.0%	100.0%	100.0%	100.0%	100.0%	27	0.00%	73.1%	100.0%
Morristown-Hamblen Healthcare	49	100.0%	100.0%	100.0%	100.0%	100.0%	100.0%	52	0.00%	98.0%	77.4%
Newport Medical Center	10	100.0%	100.0%	100.0%	100.0%	100.0%	100.0%	11	0.00%	100.0%	27.3%
Northcrest Medical Center	44	93.2%	100.0%	100.0%	100.0%	100.0%	100.0%	46	0.00%	95.7%	37.5%
Park Ridge East Hospital	145	96.6%	99.3%	98.6%	99.3%	99.3%	100.0%	158	0.63%	89.0%	24.7%
Parkwest Medical Center	130	97.7%	99.2%	100.0%	100.0%	100.0%	100.0%	133	1.50%	96.4%	62.8%
Regional Med Ctr At Memphis	263	92.8%	98.0%	91.3%	92.7%	98.5%	100.0%	272	1.84%	90.8%	22.9%
Riverview Regional Medical Center	3	100.0%	100.0%	100.0%	100.0%	100.0%	100.0%	4	0.00%	100.0%	25.0%
Saint Thomas River Park Hospital	30	100.0%	100.0%	100.0%	100.0%	100.0%	100.0%	29	0.00%	93.3%	67.7%
Saint Thomas Rutherford Hospital	253	98.8%	99.6%	99.6%	99.6%	100.0%	100.0%	273	0.00%	95.8%	87.3%
Southern TN Regional Health - Lawrenceburg	36	97.2%	100.0%	94.4%	97.1%	100.0%	100.0%	43	11.63%	100.0%	23.3%
Southern TN Regional Health System-Winchester	62	96.8%	96.8%	98.4%	98.4%	100.0%	100.0%	63	3.17%	100.0%	22.2%
Southern Tennessee Regional Health System- Pu	11	90.9%	100.0%	90.9%	90.9%	100.0%	100.0%	9	0.00%	80.0%	90.0%
St Francis Hospital	100	100.0%	100.0%	100.0%	100.0%	100.0%	100.0%	108	6.48%	99.0%	31.2%
St Francis Hospital - Bartlett	35	100.0%	100.0%	100.0%	100.0%	100.0%	100.0%	41	2.44%	94.7%	48.8%
St. Thomas Midtown	572	96.9%	99.1%	97.6%	98.6%	99.0%	100.0%	608	2.30%	97.4%	89.2%
Stonecrest Medical Center	81	98.8%	100.0%	100.0%	100.0%	100.0%	100.0%	94	2.13%	100.0%	54.3%
Summit Medical Center	86	94.2%	97.6%	97.7%	97.7%	100.0%	100.0%	95	3.16%	93.5%	64.3%
Sumner Regional Medical Center	56	98.2%	98.2%	100.0%	100.0%	100.0%	100.0%	59	3.39%	100.0%	35.6%
Sweetwater Hospital Assoc	20	100.0%	100.0%	100.0%	100.0%	100.0%	100.0%	24	0.00%	95.8%	62.5%
Takoma Regional Hospital	26	88.5%	92.0%	92.3%	96.0%	96.2%	100.0%	25	8.00%	100.0%	28.0%

*Reported by birthing facility based on date of BIRTH. Screens could have been performed in a facility other than the birth hospital.

**Reported by submitting facility based on date of COLLECTION of the specimen submitted. Excluded specimens collected < 24 hours of age.

+Reported by submitting facility based on date of COLLECTION of the 1st specimen submitted for an infant. Excluded records missing information on age at collection.

++Reported by submitting facility based on date of COLLECTION. Included initial specimen and repeats. Excluded records missing information on transit time.

-- No births reported. Vanderbilt NICU births were listed under Vanderbilt University Medical Center, Johnson City Medical Center NICU births were listed under Johnson City Medical Center. East Tennessee Children's Hospital and LeBonheur Children's Hospital are not birthing hospitals, therefore, no births were reported.

^ No specimens collected.

Tennessee Department of Health Newborn Screening Program

Performance Data by Facility
3/1/2019 - 3/31/2019

Name of Birthing or Submitting Facility	Number of Births*	Critical Congenital Heart Disease (CCHD) Screen (Target 100%)*	CCHD Screen Excluding Deaths, Refusals, Echoed, On O2 and Pre-screen Diagnosis	Hearing Screen (Target 100%)*	Hearing Screen Excluding Deaths and Refusals	Dried Blood Spot (DBS) Screen (Target 100%)*	DBS Screen Excluding Deaths and Refusals	Number of DBS Specimens**	Unsatisfactory DBS Specimen (Target <1%)**	DBS Collected 24-48hrs of Age (Target 100%)+	DBS Transit Time <2 Days from Collection (Target 100%)++
Tennova Healthcare Harton-Tullahoma	28	100.0%	100.0%	100.0%	100.0%	100.0%	100.0%	29	6.90%	100.0%	55.2%
Tennova Healthcare-Clarksville	166	95.2%	98.8%	99.4%	99.4%	100.0%	100.0%	177	4.52%	97.6%	33.5%
Tennova Healthcare-Cleveland	60	100.0%	100.0%	100.0%	100.0%	100.0%	100.0%	65	0.00%	87.1%	80.0%
Tennova Healthcare-Lebanon	31	100.0%	100.0%	100.0%	100.0%	100.0%	100.0%	33	0.00%	100.0%	72.7%
The Farm Midwifery Center	3	100.0%	100.0%	100.0%	100.0%	100.0%	100.0%	1	0.00%	0.0%	0.0%
UT Medical Center	354	93.2%	97.6%	98.3%	98.6%	99.7%	100.0%	400	2.00%	88.4%	45.7%
Vanderbilt University Hospital-NICU	--	--	--	--	--	--	--	100	0.00%	--	82.2%
Vanderbilt University Medical Center	385	89.4%	98.3%	96.1%	96.6%	99.7%	100.0%	336	0.60%	99.4%	71.2%
West TN Healthcare Volunteer Hospital	33	97.0%	100.0%	100.0%	100.0%	100.0%	100.0%	35	0.00%	100.0%	80.0%
West Tennessee Healthcare Dyersburg Hospital	42	95.2%	95.2%	97.6%	97.6%	100.0%	100.0%	45	8.89%	86.4%	69.6%
Williamson Medical Center	150	98.7%	100.0%	100.0%	100.0%	100.0%	100.0%	156	0.64%	98.7%	41.7%

*Reported by birthing facility based on date of BIRTH. Screens could have been performed in a facility other than the birth hospital.

**Reported by submitting facility based on date of COLLECTION of the specimen submitted. Excluded specimens collected < 24 hours of age.

+Reported by submitting facility based on date of COLLECTION of the 1st specimen submitted for an infant. Excluded records missing information on age at collection.

++Reported by submitting facility based on date of COLLECTION. Included initial specimen and repeats. Excluded records missing information on transit time.

-- No births reported. Vanderbilt NICU births were listed under Vanderbilt University Medical Center, Johnson City Medical Center NICU births were listed under Johnson City Medical Center. East Tennessee Children's Hospital and LeBonheur Children's Hospital are not birthing hospitals, therefore, no births were reported.

^ No specimens collected.