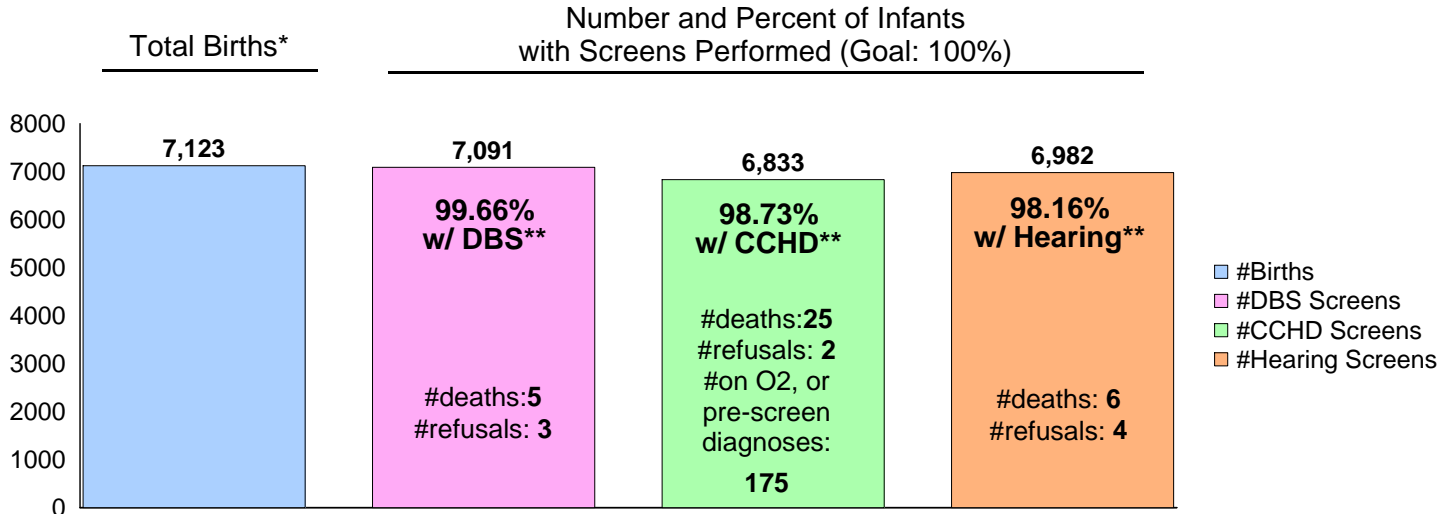


# Tennessee Newborn Screening Program Report for STATE OF TENNESSEE (Hospitals Only)

Tennessee State Law (TCA 68-5-401) **requires** that all infants born in the State of Tennessee receive screening for certain conditions using a dried blood spot (DBS) screen, for critical congenital heart disease (CCHD) using pulse oximetry and for congenital hearing loss via hearing screening. Contact us with any questions: 615-532-8462.

## Screens Performed for Date of BIRTH Range: 1/1/2019 - 1/31/2019



\*Total births include number of infants born in Tennessee hospitals. Screens could have been performed in a facility other than the birth hospital.

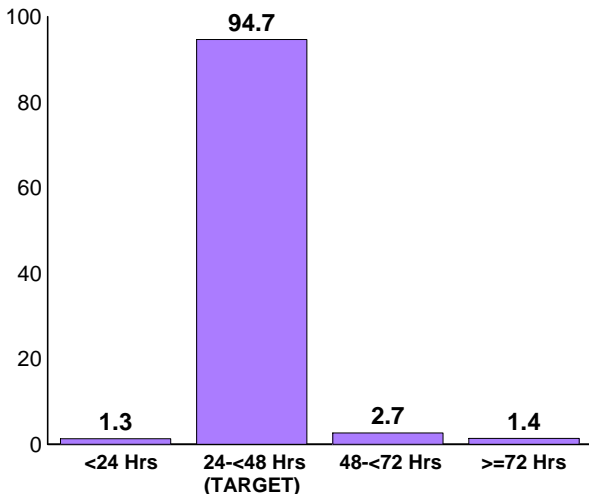
\*\*Excludes births without a screen due to death within two days of birth, refusal, on O2, echoed, or pre-screen diagnosis.

## Unsatisfactory Specimen Rate for Date of COLLECTION Range: 1/1/2019 - 1/31/2019

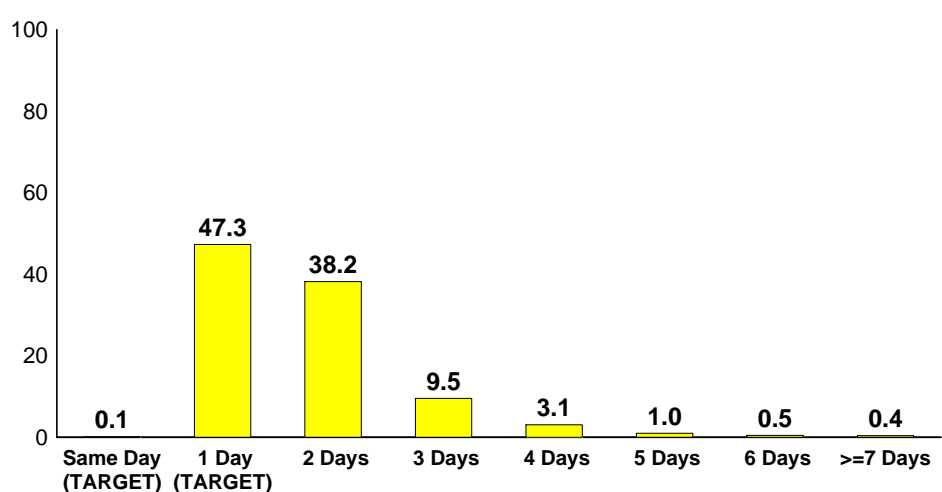
The unsatisfactory specimen rate of the DBS submitted for the State (hospitals only): 2.39% (Goal <1%)

## Age at Collection and Transit Time Rates for Date of COLLECTION Range: 1/1/2019 - 1/31/2019

Age at Initial DBS Collection (%)  
Target: Collected between 24-48 hrs of age\*



Transit Time from DBS Collection to the State Lab (%)  
(Initial and Repeats)  
Target: Arrive in lab <2 days from collection\*



Age at collection and transit time data are for specimens collected by hospitals. For transit time: Same Day means specimen arrived the same day as collection, 1 Day means specimen arrived one day after collection, 2 Days means specimen arrived 2 days after collection etc.

# Tennessee Department of Health Newborn Screening Program

Performance Data by Facility  
1/1/2019 - 19/31/2019

Name of Birthing or Submitting Facility	Number of Births*	Critical Congenital Heart Disease (CCHD) Screen (Target 100%)*	CCHD Screen Excluding Deaths, Refusals, Echoed, On O2 and Pre-screen Diagnosis	Hearing Screen (Target 100%)*	Hearing Screen Excluding Deaths and Refusals	Dried Blood Spot (DBS) Screen (Target 100%)*	DBS Screen Excluding Deaths and Refusals	Number of DBS Specimens**	Unsatisfactory DBS Specimen (Target <1%)**	DBS Collected 24-48hrs of Age (Target 100%)+	DBS Transit Time <2 Days from Collection (Target 100%)++
<b>All Tennessee Hospitals</b>	<b>7,123</b>	<b>95.9%</b>	<b>98.7%</b>	<b>98.0%</b>	<b>98.2%</b>	<b>99.6%</b>	<b>99.7%</b>	<b>7,694</b>	<b>2.39%</b>	<b>94.7%</b>	<b>47.4%</b>
Athens Regional Medical Center	45	100.0%	100.0%	100.0%	100.0%	100.0%	100.0%	46	4.35%	95.2%	50.0%
Baby & Co Nashville	33	97.0%	100.0%	100.0%	100.0%	100.0%	100.0%	24	16.67%	95.2%	87.5%
Baptist Mem Hosp-Union City	23	87.0%	87.0%	100.0%	100.0%	100.0%	100.0%	27	3.70%	100.0%	59.3%
Baptist Memorial Hosp Memphis	539	96.5%	98.7%	98.0%	98.0%	100.0%	100.0%	591	5.92%	98.7%	32.6%
Baptist Memorial Hospital-Tipton	29	100.0%	100.0%	100.0%	100.0%	100.0%	100.0%	29	6.90%	92.6%	71.0%
Blanchfield Army Community Hospital	146	93.8%	97.2%	98.6%	98.6%	100.0%	100.0%	145	0.00%	95.2%	38.7%
Blount Memorial Hospital	66	98.5%	100.0%	100.0%	100.0%	100.0%	100.0%	65	0.00%	100.0%	30.8%
Bristol Regional Med	104	98.1%	99.0%	100.0%	100.0%	100.0%	100.0%	109	11.01%	98.1%	52.7%
Centennial Medical Center	276	94.6%	98.5%	97.5%	97.8%	99.3%	99.3%	317	1.58%	96.4%	89.1%
Cookeville Regional Medical	120	100.0%	100.0%	100.0%	100.0%	100.0%	100.0%	121	1.65%	98.3%	62.3%
Cumberland Medical Center	61	98.4%	98.4%	98.4%	98.4%	100.0%	100.0%	54	1.85%	94.5%	49.1%
East Tennessee Children's Hospital	--	--	--	--	--	--	--	107	2.80%	--	17.4%
Erlanger East Women's Services	237	99.2%	99.6%	100.0%	100.0%	100.0%	100.0%	239	1.67%	95.2%	43.1%
Erlanger Medical Center	215	92.1%	98.0%	95.3%	95.3%	98.1%	98.1%	250	4.00%	80.4%	44.6%
Franklin Woods Community Hospital	92	98.9%	98.9%	100.0%	100.0%	100.0%	100.0%	93	5.38%	98.9%	34.4%
Ft Sanders Regional Med Ctr	275	95.3%	97.0%	95.3%	95.3%	99.6%	99.6%	264	1.14%	98.8%	9.8%
Hardin Medical Center	19	94.7%	100.0%	100.0%	100.0%	100.0%	100.0%	19	0.00%	94.1%	25.0%
Hendersonville Medical Center	90	94.4%	98.8%	100.0%	100.0%	100.0%	100.0%	88	1.14%	97.6%	88.8%
Henry County Medical Center	50	100.0%	100.0%	100.0%	100.0%	100.0%	100.0%	50	0.00%	94.2%	50.9%
Holston Valley Hosp	53	98.1%	100.0%	98.1%	98.1%	100.0%	100.0%	61	1.64%	98.3%	27.4%
Horizon Medical Center	40	97.5%	97.5%	100.0%	100.0%	100.0%	100.0%	40	5.00%	76.3%	48.8%
Indian Path Community Hospital	--	--	--	--	--	--	--	59	0.00%	98.3%	15.0%
Jackson-Madison Co Gen Hosp	259	94.6%	99.2%	99.2%	99.2%	99.6%	100.0%	272	0.37%	98.4%	15.6%
Johnson City Medical Center	112	93.8%	97.2%	99.1%	99.1%	100.0%	100.0%	100	1.00%	91.8%	7.0%
Johnson City Medical Center-NICU	--	--	--	--	--	--	--	34	2.94%	--	32.4%
Laughlin Memorial Hospital	15	100.0%	100.0%	100.0%	100.0%	100.0%	100.0%	16	0.00%	100.0%	56.3%
LeBonheur Children's Hospital	1	100.0%	100.0%	--	--	100.0%	100.0%	47	4.26%	--	56.3%

\*Reported by birthing facility based on date of BIRTH. Screens could have been performed in a facility other than the birth hospital.

\*\*Reported by submitting facility based on date of COLLECTION of the specimen submitted. Excluded specimens collected < 24 hours of age.

+Reported by submitting facility based on date of COLLECTION of the 1st specimen submitted for an infant. Excluded records missing information on age at collection.

++Reported by submitting facility based on date of COLLECTION. Included initial specimen and repeats. Excluded records missing information on transit time.

-- No births reported. Vanderbilt NICU births were listed under Vanderbilt University Medical Center, Johnson City Medical Center NICU births were listed under Johnson City Medical Center. East Tennessee Children's Hospital and LeBonheur Children's Hospital are not birthing hospitals, therefore, no births were reported.

^ No specimens collected.

# Tennessee Department of Health Newborn Screening Program

Performance Data by Facility  
1/1/2019 - 19/31/2019

Name of Birthing or Submitting Facility	Number of Births*	Critical Congenital Heart Disease (CCHD) Screen (Target 100%)*	CCHD Screen Excluding Deaths, Refusals, Echoed, On O2 and Pre-screen Diagnosis	Hearing Screen (Target 100%)*	Hearing Screen Excluding Deaths and Refusals	Dried Blood Spot (DBS) Screen (Target 100%)*	DBS Screen Excluding Deaths and Refusals	Number of DBS Specimens**	Unsatisfactory DBS Specimen (Target <1%)**	DBS Collected 24-48hrs of Age (Target 100%)+	DBS Transit Time <2 Days from Collection (Target 100%)++
LeConte Medical Center	101	94.1%	94.1%	97.0%	97.0%	99.0%	99.0%	97	1.03%	95.8%	44.3%
Lincoln Medical Center	19	89.5%	94.4%	94.7%	94.7%	100.0%	100.0%	17	0.00%	84.2%	45.0%
Livingston Regional Hospital	35	97.1%	97.1%	100.0%	100.0%	100.0%	100.0%	40	7.50%	100.0%	80.0%
Maury Regional Hospital	133	97.7%	99.2%	97.7%	99.2%	98.5%	100.0%	136	0.00%	93.9%	87.5%
Methodist Healthcare-Germantown	346	96.8%	99.7%	96.2%	96.2%	99.4%	99.4%	360	0.28%	95.3%	24.3%
Methodist Hospital-South	64	98.4%	100.0%	96.9%	98.4%	98.4%	98.4%	69	1.45%	98.4%	20.3%
Methodist Med Ctr Oak Ridge	38	97.4%	97.4%	97.4%	97.4%	100.0%	100.0%	37	0.00%	91.9%	43.2%
Metro Nashville General Hosp	27	96.3%	100.0%	96.3%	96.3%	100.0%	100.0%	31	0.00%	62.1%	81.3%
Morristown-Hamblen Healthcare	71	98.6%	98.6%	100.0%	100.0%	100.0%	100.0%	69	1.45%	98.5%	68.6%
Newport Medical Center	18	100.0%	100.0%	100.0%	100.0%	100.0%	100.0%	19	5.26%	100.0%	52.6%
Northcrest Medical Center	50	94.0%	100.0%	100.0%	100.0%	100.0%	100.0%	48	2.08%	95.6%	38.8%
Other Non-Birthing Hospitals	2	50.0%	50.0%	50.0%	50.0%	100.0%	100.0%	^	^	--	^
Park Ridge East Hospital	168	97.6%	98.8%	98.2%	98.2%	100.0%	100.0%	166	0.00%	89.6%	25.9%
Parkwest Medical Center	130	99.2%	100.0%	100.0%	100.0%	100.0%	100.0%	123	1.63%	95.0%	75.4%
Regional Med Ctr At Memphis	250	92.8%	98.7%	94.0%	94.4%	97.6%	98.0%	258	1.94%	90.8%	24.3%
Riverview Regional Medical Center	4	100.0%	100.0%	100.0%	100.0%	100.0%	100.0%	4	0.00%	100.0%	75.0%
Saint Thomas River Park Hospital	25	92.0%	100.0%	96.0%	96.0%	100.0%	100.0%	26	3.85%	91.7%	79.3%
Saint Thomas Rutherford Hospital	269	97.8%	99.2%	98.9%	99.3%	99.6%	100.0%	281	0.00%	97.4%	83.6%
Southern Tennessee Regional Health System- Pu	9	88.9%	100.0%	88.9%	88.9%	100.0%	100.0%	10	0.00%	90.0%	72.7%
Southern Tn Regional Health - Lawrenceburg	44	93.2%	93.2%	93.2%	93.2%	97.7%	97.7%	48	22.92%	94.9%	34.7%
Southern Tn Regional Health System-Winchester	59	94.9%	94.9%	98.3%	98.3%	100.0%	100.0%	57	1.75%	100.0%	36.8%
St Francis Hospital	128	98.4%	100.0%	93.0%	93.0%	98.4%	98.4%	130	0.77%	99.2%	31.8%
St Francis Hospital - Bartlett	45	97.8%	100.0%	97.8%	97.8%	97.8%	97.8%	47	8.51%	97.7%	40.8%
St. Thomas Midtown	583	98.6%	99.5%	99.5%	99.7%	99.7%	100.0%	604	3.15%	97.7%	82.5%
Stonecrest Medical Center	97	94.8%	97.9%	99.0%	99.0%	100.0%	100.0%	95	1.05%	100.0%	47.9%
Summit Medical Center	91	96.7%	100.0%	100.0%	100.0%	100.0%	100.0%	98	3.06%	97.8%	42.9%
Sumner Regional Medical Center	51	96.1%	100.0%	100.0%	100.0%	100.0%	100.0%	52	0.00%	98.0%	26.9%
Sweetwater Hospital Assoc	29	100.0%	100.0%	100.0%	100.0%	100.0%	100.0%	27	0.00%	100.0%	48.1%

\*Reported by birthing facility based on date of BIRTH. Screens could have been performed in a facility other than the birth hospital.

\*\*Reported by submitting facility based on date of COLLECTION of the specimen submitted. Excluded specimens collected < 24 hours of age.

+Reported by submitting facility based on date of COLLECTION of the 1st specimen submitted for an infant. Excluded records missing information on age at collection.

++Reported by submitting facility based on date of COLLECTION. Included initial specimen and repeats. Excluded records missing information on transit time.

-- No births reported. Vanderbilt NICU births were listed under Vanderbilt University Medical Center, Johnson City Medical Center NICU births were listed under Johnson City Medical Center. East Tennessee Children's Hospital and LeBonheur Children's Hospital are not birthing hospitals, therefore, no births were reported.

^ No specimens collected.

# Tennessee Department of Health Newborn Screening Program

Performance Data by Facility  
1/1/2019 - 19/31/2019

Name of Birthing or Submitting Facility	Number of Births*	Critical Congenital Heart Disease (CCHD) Screen (Target 100%)*	CCHD Screen Excluding Deaths, Refusals, Echoed, On O2 and Pre-screen Diagnosis	Hearing Screen (Target 100%)*	Hearing Screen Excluding Deaths and Refusals	Dried Blood Spot (DBS) Screen (Target 100%)*	DBS Screen Excluding Deaths and Refusals	Number of DBS Specimens**	Unsatisfactory DBS Specimen (Target <1%)**	DBS Collected 24-48hrs of Age (Target 100%)+	DBS Transit Time <2 Days from Collection (Target 100%)++
Sycamore Shoals Hospital	1	--	--	--	--	--	--	^	^	--	^
Takoma Regional Hospital	36	100.0%	100.0%	100.0%	100.0%	100.0%	100.0%	35	5.71%	100.0%	28.6%
Tennova Healthcare Harton-Tullahoma	45	100.0%	100.0%	100.0%	100.0%	100.0%	100.0%	46	4.35%	97.7%	56.5%
Tennova Healthcare-Clarksville	183	95.1%	98.9%	98.9%	98.9%	100.0%	100.0%	188	2.66%	97.2%	34.4%
Tennova Healthcare-Cleveland	75	98.7%	100.0%	98.7%	98.7%	98.7%	98.7%	72	0.00%	88.7%	72.2%
Tennova Healthcare-Lebanon	43	95.3%	97.6%	100.0%	100.0%	100.0%	100.0%	43	0.00%	97.7%	70.5%
Tennova Physicians Regional Medical Center	--	--	--	--	--	--	--	1	0.00%	--	0.0%
The Farm Midwifery Center	1	--	--	--	--	100.0%	100.0%	2	0.00%	0.0%	0.0%
Ut Medical Center	385	93.0%	98.9%	98.7%	98.7%	99.2%	99.2%	428	2.34%	90.5%	37.9%
Vanderbilt University Hospital-NICU	--	--	--	--	--	--	--	130	0.77%	--	65.7%
Vanderbilt University Medical Center	364	89.6%	97.9%	96.2%	96.4%	100.0%	100.0%	322	0.31%	99.7%	59.1%
West Tennessee Healthcare Dyersburg Hospital	40	97.5%	100.0%	97.5%	97.5%	100.0%	100.0%	41	14.63%	89.2%	74.4%
West Tn Healthcare North Hospital	--	--	--	--	--	--	--	5	0.00%	100.0%	60.0%
West Tn Healthcare Volunteer Hospital	26	96.2%	96.2%	100.0%	100.0%	100.0%	100.0%	27	7.41%	96.3%	67.9%
Williamson Medical Center	138	95.7%	100.0%	99.3%	100.0%	100.0%	100.0%	138	0.00%	97.8%	30.2%

\*Reported by birthing facility based on date of BIRTH. Screens could have been performed in a facility other than the birth hospital.

\*\*Reported by submitting facility based on date of COLLECTION of the specimen submitted. Excluded specimens collected < 24 hours of age.

+Reported by submitting facility based on date of COLLECTION of the 1st specimen submitted for an infant. Excluded records missing information on age at collection.

++Reported by submitting facility based on date of COLLECTION. Included initial specimen and repeats. Excluded records missing information on transit time.

-- No births reported. Vanderbilt NICU births were listed under Vanderbilt University Medical Center, Johnson City Medical Center NICU births were listed under Johnson City Medical Center. East Tennessee Children's Hospital and LeBonheur Children's Hospital are not birthing hospitals, therefore, no births were reported.

^ No specimens collected.