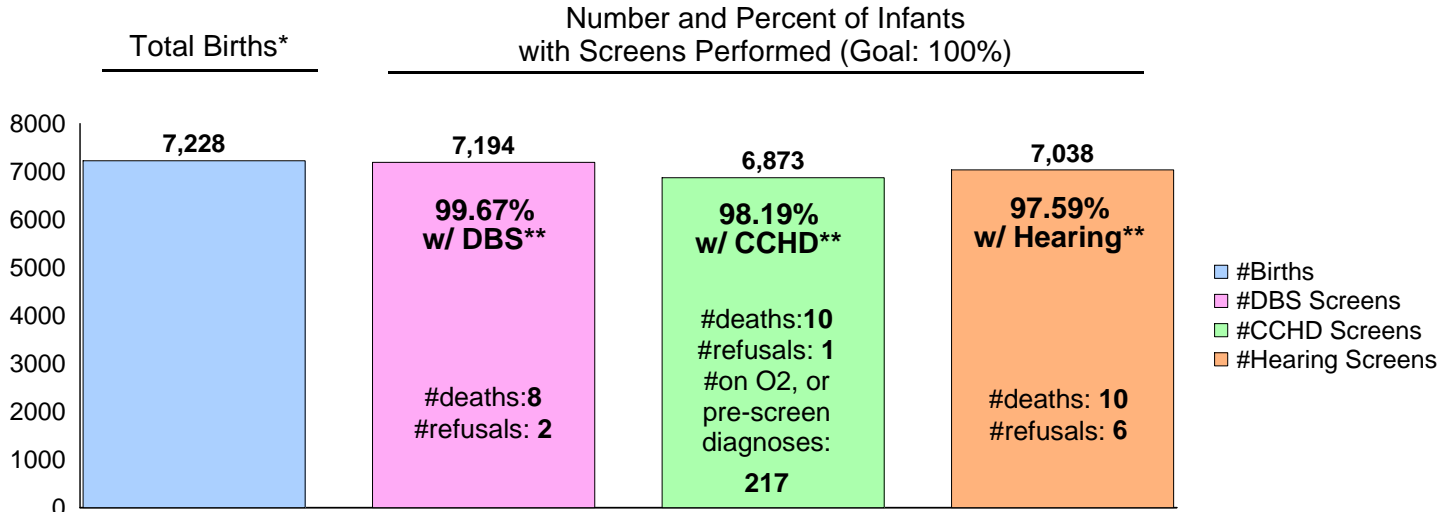


Tennessee Newborn Screening Program Report for STATE OF TENNESSEE (Hospitals Only)

Tennessee State Law (TCA 68-5-401) **requires** that all infants born in the State of Tennessee receive screening for certain conditions using a dried blood spot (DBS) screen, for critical congenital heart disease (CCHD) using pulse oximetry and for congenital hearing loss via hearing screening. Contact us with any questions: 615-532-8462.

Screens Performed for Date of BIRTH Range: 9/1/2018 - 9/30/2018



*Total births include number of infants born in Tennessee hospitals. Screens could have been performed in a facility other than the birth hospital.

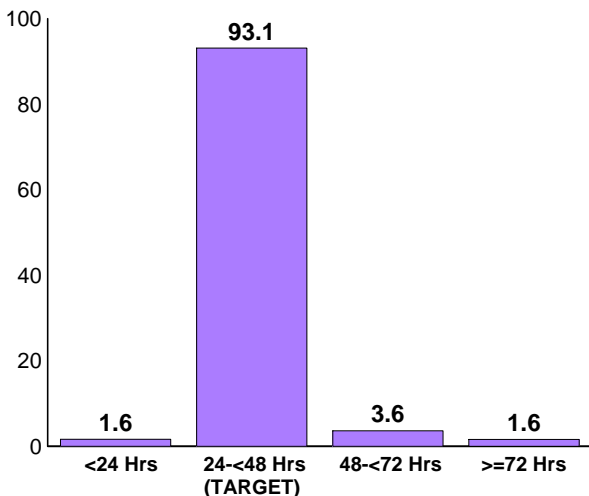
**Excludes births without a screen due to death within two days of birth, refusal, on O2, echoed, or pre-screen diagnosis.

Unsatisfactory Specimen Rate for Date of COLLECTION Range: 9/1/2018 - 9/30/2018

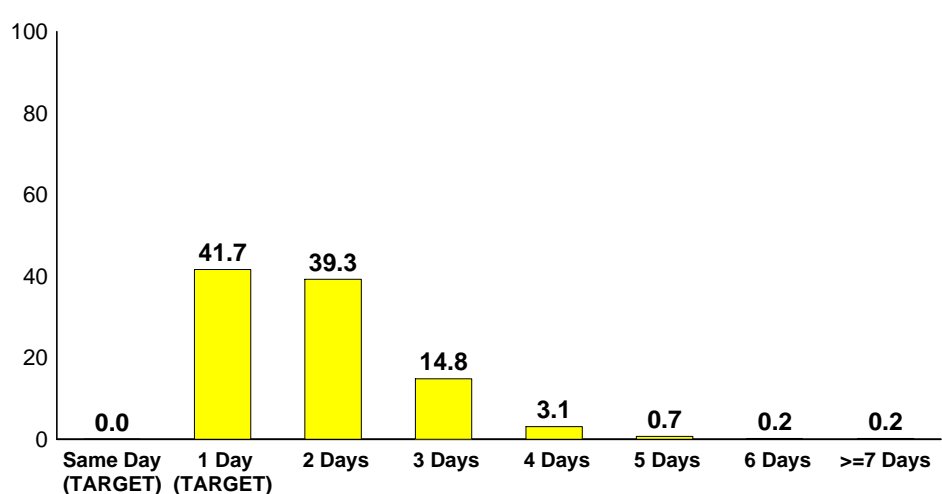
The unsatisfactory specimen rate of the DBS submitted for the State (hospitals only): 2.44% (Goal <1%)

Age at Collection and Transit Time Rates for Date of COLLECTION Range: 9/1/2018 - 9/30/2018

Age at Initial DBS Collection (%)
Target: Collected between 24-48 hrs of age*



Transit Time from DBS Collection to the State Lab (%)
(Initial and Repeats)
Target: Arrive in lab <2 days from collection*



Age at collection and transit time data are for specimens collected by hospitals. For transit time: Same Day means specimen arrived the same day as collection, 1 Day means specimen arrived one day after collection, 2 Days means specimen arrived 2 days after collection etc.

Tennessee Department of Health Newborn Screening Program

Performance Data by Facility
9/1/2018 - 9/30/2018

Name of Birthing or Submitting Facility	Number of Births*	Critical Congenital Heart Disease (CCHD) Screen (Target 100%)*	CCHD Screen Excluding Deaths, Refusals, Echoed, On O2 and Pre-screen Diagnosis	Hearing Screen (Target 100%)*	Hearing Screen Excluding Deaths and Refusals	Dried Blood Spot (DBS) Screen (Target 100%)*	DBS Screen Excluding Deaths and Refusals	Number of DBS Specimens**	Unsatisfactory DBS Specimen (Target <1%)**	DBS Collected 24-48hrs of Age (Target 100%)+	DBS Transit Time <2 Days from Collection (Target 100%)++
All Tennessee Hospitals	7,228	95.1%	98.2%	97.4%	97.6%	99.5%	99.7%	7,999	2.44%	93.1%	41.7%
Athens Regional Medical Center	35	94.3%	97.1%	97.1%	97.1%	100.0%	100.0%	33	3.03%	93.5%	63.6%
Baby & Co Nashville	27	92.6%	96.2%	100.0%	100.0%	100.0%	100.0%	23	0.00%	100.0%	87.0%
Baptist Mem Hosp-Union City	36	88.9%	88.9%	100.0%	100.0%	100.0%	100.0%	38	13.16%	88.9%	58.5%
Baptist Memorial Hosp Memphis	535	94.8%	97.7%	95.9%	95.9%	99.8%	99.8%	581	2.75%	96.9%	25.9%
Baptist Memorial Hospital-Tipton	36	97.2%	100.0%	100.0%	100.0%	100.0%	100.0%	37	2.70%	97.1%	78.9%
Blanchfield Army Community Hospital	171	95.9%	99.4%	100.0%	100.0%	100.0%	100.0%	168	1.19%	95.9%	34.1%
Blount Memorial Hospital	62	98.4%	100.0%	100.0%	100.0%	100.0%	100.0%	65	0.00%	95.4%	7.6%
Centennial Medical Center	265	89.4%	96.3%	96.2%	96.2%	99.6%	99.6%	302	2.32%	91.2%	75.5%
Cookeville Regional Medical	127	96.9%	98.4%	99.2%	99.2%	99.2%	99.2%	135	0.74%	97.8%	55.5%
Cumberland Medical Center	74	98.6%	98.6%	98.6%	98.6%	100.0%	100.0%	75	2.67%	97.3%	57.1%
East Tennessee Children's Hospital	1	--	--	100.0%	100.0%	100.0%	100.0%	114	6.14%	--	19.0%
Erlanger East Women's Services	212	99.5%	100.0%	99.5%	99.5%	100.0%	100.0%	238	2.10%	93.6%	44.5%
Erlanger Medical Center	241	94.2%	98.7%	94.6%	95.4%	98.3%	99.2%	304	2.30%	84.4%	17.1%
Franklin Woods Community Hospital	124	98.4%	98.4%	98.4%	98.4%	99.2%	99.2%	127	3.15%	94.4%	32.8%
Ft Sanders Regional Med Ctr	237	94.9%	95.3%	96.6%	96.6%	100.0%	100.0%	222	0.90%	99.5%	9.0%
Hardin Co General Hospital	33	100.0%	100.0%	100.0%	100.0%	100.0%	100.0%	34	2.94%	94.1%	31.4%
Hendersonville Medical Center	78	89.7%	97.2%	100.0%	100.0%	100.0%	100.0%	86	4.65%	92.8%	82.6%
Henry County Medical Center	35	100.0%	100.0%	100.0%	100.0%	100.0%	100.0%	34	5.88%	96.9%	50.0%
Hillside Hospital	9	100.0%	100.0%	100.0%	100.0%	100.0%	100.0%	9	0.00%	90.0%	50.0%
Horizon Medical Center	44	81.8%	97.3%	95.5%	95.5%	100.0%	100.0%	44	6.82%	80.5%	66.7%
Indian Path Medical Center	70	98.6%	98.6%	100.0%	100.0%	100.0%	100.0%	77	0.00%	100.0%	13.0%
Jackson-Madison Co Gen Hosp	266	95.9%	99.2%	98.5%	98.9%	99.6%	100.0%	280	0.00%	98.5%	14.1%
Jellico Community Hospital	10	100.0%	100.0%	100.0%	100.0%	100.0%	100.0%	10	0.00%	100.0%	50.0%
Johnson City Medical Center	109	92.7%	97.1%	95.4%	95.4%	98.2%	98.2%	81	3.70%	96.1%	7.4%
Johnson City Medical Center-NICU	--	--	--	--	--	--	--	62	0.00%	--	3.2%
Laughlin Memorial Hospital	5	80.0%	100.0%	80.0%	80.0%	100.0%	100.0%	4	0.00%	80.0%	20.0%
LeBonheur Children's Hospital	1	--	--	100.0%	100.0%	100.0%	100.0%	45	2.22%	--	31.3%

*Reported by birthing facility based on date of BIRTH. Screens could have been performed in a facility other than the birth hospital.

**Reported by submitting facility based on date of COLLECTION of the specimen submitted. Excluded specimens collected < 24 hours of age.

+Reported by submitting facility based on date of COLLECTION of the 1st specimen submitted for an infant. Excluded records missing information on age at collection.

++Reported by submitting facility based on date of COLLECTION. Included initial specimen and repeats. Excluded records missing information on transit time.

-- No births reported. Vanderbilt NICU births were listed under Vanderbilt University Medical Center, Johnson City Medical Center NICU births were listed under Johnson City Medical Center. East Tennessee Children's Hospital and LeBonheur Children's Hospital are not birthing hospitals, therefore, no births were reported.

^ No specimens collected.

Tennessee Department of Health Newborn Screening Program

Performance Data by Facility
9/1/2018 - 9/30/2018

Name of Birthing or Submitting Facility	Number of Births*	Critical Congenital Heart Disease (CCHD) Screen (Target 100%)*	CCHD Screen Excluding Deaths, Refusals, Echoed, On O2 and Pre-screen Diagnosis	Hearing Screen (Target 100%)*	Hearing Screen Excluding Deaths and Refusals	Dried Blood Spot (DBS) Screen (Target 100%)*	DBS Screen Excluding Deaths and Refusals	Number of DBS Specimens**	Unsatisfactory DBS Specimen (Target <1%)**	DBS Collected 24-48hrs of Age (Target 100%)+	DBS Transit Time <2 Days from Collection (Target 100%)++
LeConte Medical Center	88	93.2%	93.2%	94.3%	94.3%	96.6%	96.6%	87	0.00%	88.0%	55.2%
Lincoln Medical Center	14	92.9%	100.0%	100.0%	100.0%	92.9%	92.9%	14	7.14%	100.0%	28.6%
Livingston Regional Hospital	26	96.2%	100.0%	100.0%	100.0%	100.0%	100.0%	27	11.11%	92.9%	65.5%
Maury Regional Hospital	112	97.3%	100.0%	98.2%	98.2%	100.0%	100.0%	119	0.00%	99.1%	69.2%
Methodist Healthcare-Germantown	358	95.0%	99.4%	96.6%	96.6%	100.0%	100.0%	381	0.00%	96.2%	14.5%
Methodist Hospital-South	41	97.6%	97.6%	100.0%	100.0%	100.0%	100.0%	46	0.00%	97.6%	17.4%
Methodist Med Ctr Oak Ridge	45	100.0%	100.0%	100.0%	100.0%	100.0%	100.0%	43	2.33%	88.9%	53.3%
Metro Nashville General Hosp	32	90.6%	90.6%	87.5%	87.5%	100.0%	100.0%	28	3.57%	86.2%	86.2%
Morristown-Hamblen Healthcare	85	95.3%	96.4%	95.3%	95.3%	100.0%	100.0%	74	1.35%	100.0%	77.0%
Newport Medical Center	13	100.0%	100.0%	100.0%	100.0%	100.0%	100.0%	12	0.00%	100.0%	58.3%
Northcrest Medical Center	38	92.1%	97.2%	100.0%	100.0%	100.0%	100.0%	42	2.38%	97.4%	18.6%
Other Non-Birthing Hospitals	1	100.0%	100.0%	100.0%	100.0%	100.0%	100.0%	^	^	--	^
Park Ridge East Hospital	167	96.4%	97.6%	91.6%	91.6%	99.4%	99.4%	178	0.00%	84.1%	17.1%
Parkwest Medical Center	158	99.4%	99.4%	99.4%	99.4%	99.4%	100.0%	161	2.48%	95.7%	74.3%
Regional Med Ctr At Memphis	263	89.0%	94.7%	92.0%	93.1%	97.3%	98.1%	271	1.85%	88.0%	14.2%
Riverview Regional Medical Center	4	100.0%	100.0%	100.0%	100.0%	100.0%	100.0%	4	0.00%	100.0%	75.0%
Saint Thomas River Park Hospital	26	92.3%	100.0%	96.2%	100.0%	100.0%	100.0%	26	0.00%	96.2%	74.1%
Saint Thomas Rutherford Hospital	281	97.5%	98.6%	99.3%	99.3%	100.0%	100.0%	298	1.01%	96.9%	64.7%
Southern Tn Medical Center	59	98.3%	98.3%	98.3%	98.3%	98.3%	98.3%	58	3.45%	100.0%	29.3%
Southern Tn Regional Health - Lawrenceburg	30	90.0%	93.1%	93.3%	96.6%	93.3%	96.6%	41	7.32%	96.8%	36.6%
St Francis Hospital	107	96.3%	99.0%	97.2%	98.1%	99.1%	99.1%	110	0.91%	100.0%	23.6%
St Francis Hospital - Bartlett	30	93.3%	100.0%	96.7%	96.7%	100.0%	100.0%	36	8.33%	75.0%	21.1%
St. Thomas Midtown	623	97.4%	99.0%	99.2%	99.2%	100.0%	100.0%	678	2.80%	97.2%	75.8%
Stonecrest Medical Center	98	98.0%	99.0%	99.0%	99.0%	100.0%	100.0%	124	26.61%	97.1%	42.7%
Summit Medical Center	84	96.4%	100.0%	95.2%	95.2%	100.0%	100.0%	85	1.18%	97.5%	53.5%
Sumner Regional Medical Center	56	98.2%	98.2%	100.0%	100.0%	100.0%	100.0%	62	0.00%	100.0%	41.9%
Sweetwater Hospital Assoc	22	95.5%	95.5%	100.0%	100.0%	100.0%	100.0%	25	0.00%	95.7%	64.0%
Takoma Regional Hospital	54	100.0%	100.0%	100.0%	100.0%	100.0%	100.0%	51	1.96%	100.0%	23.5%

*Reported by birthing facility based on date of BIRTH. Screens could have been performed in a facility other than the birth hospital.

**Reported by submitting facility based on date of COLLECTION of the specimen submitted. Excluded specimens collected < 24 hours of age.

+Reported by submitting facility based on date of COLLECTION of the 1st specimen submitted for an infant. Excluded records missing information on age at collection.

++Reported by submitting facility based on date of COLLECTION. Included initial specimen and repeats. Excluded records missing information on transit time.

-- No births reported. Vanderbilt NICU births were listed under Vanderbilt University Medical Center, Johnson City Medical Center NICU births were listed under Johnson City Medical Center. East Tennessee Children's Hospital and LeBonheur Children's Hospital are not birthing hospitals, therefore, no births were reported.

^ No specimens collected.

Tennessee Department of Health Newborn Screening Program

Performance Data by Facility
9/1/2018 - 9/30/2018

Name of Birthing or Submitting Facility	Number of Births*	Critical Congenital Heart Disease (CCHD) Screen (Target 100%)*	CCHD Screen Excluding Deaths, Refusals, Echoed, On O2 and Pre-screen Diagnosis	Hearing Screen (Target 100%)*	Hearing Screen Excluding Deaths and Refusals	Dried Blood Spot (DBS) Screen (Target 100%)*	DBS Screen Excluding Deaths and Refusals	Number of DBS Specimens**	Unsatisfactory DBS Specimen (Target <1%)**	DBS Collected 24-48hrs of Age (Target 100%)+	DBS Transit Time <2 Days from Collection (Target 100%)++
Tennova Healthcare Harton-Tullahoma	36	91.7%	100.0%	97.2%	97.2%	100.0%	100.0%	36	5.56%	86.5%	42.5%
Tennova Healthcare-Clarksville	178	95.5%	99.4%	96.6%	96.6%	99.4%	99.4%	184	0.54%	96.1%	27.6%
Tennova Healthcare-Cleveland	93	95.7%	98.9%	97.8%	98.9%	98.9%	100.0%	100	0.00%	87.9%	67.0%
Tennova Healthcare-Lebanon	47	97.9%	100.0%	93.6%	95.7%	100.0%	100.0%	45	2.22%	93.6%	68.1%
Tennova Physicians Regional Medical Center	137	99.3%	100.0%	99.3%	99.3%	100.0%	100.0%	144	0.69%	98.6%	9.7%
The Farm Midwifery Center	3	100.0%	100.0%	100.0%	100.0%	100.0%	100.0%	3	33.33%	0.0%	0.0%
Ut Medical Center	263	92.0%	96.8%	98.1%	98.5%	99.2%	99.2%	305	6.23%	73.7%	40.3%
Vanderbilt University Hospital-NICU	--	--	--	--	--	--	--	155	0.65%	--	76.2%
Vanderbilt University Medical Center	381	89.5%	98.0%	95.8%	96.8%	99.5%	100.0%	322	0.62%	100.0%	56.5%
Wellmont Bristol Regional Med	85	97.6%	100.0%	98.8%	98.8%	100.0%	100.0%	91	9.89%	95.5%	41.1%
Wellmont Holston Valley Hosp	77	88.3%	97.1%	98.7%	98.7%	100.0%	100.0%	83	0.00%	98.8%	21.4%
West Tennessee Healthcare Dyersburg Hospital	1	100.0%	100.0%	100.0%	100.0%	100.0%	100.0%	41	2.44%	88.4%	74.4%
West Tn Healthcare North Hospital	14	100.0%	100.0%	100.0%	100.0%	100.0%	100.0%	16	0.00%	100.0%	43.8%
West Tn Healthcare Volunteer Hospital	24	100.0%	100.0%	100.0%	100.0%	100.0%	100.0%	27	0.00%	96.3%	66.7%
Williamson Medical Center	131	98.5%	100.0%	100.0%	100.0%	100.0%	100.0%	136	0.00%	97.0%	32.1%

*Reported by birthing facility based on date of BIRTH. Screens could have been performed in a facility other than the birth hospital.

**Reported by submitting facility based on date of COLLECTION of the specimen submitted. Excluded specimens collected < 24 hours of age.

+Reported by submitting facility based on date of COLLECTION of the 1st specimen submitted for an infant. Excluded records missing information on age at collection.

++Reported by submitting facility based on date of COLLECTION. Included initial specimen and repeats. Excluded records missing information on transit time.

-- No births reported. Vanderbilt NICU births were listed under Vanderbilt University Medical Center, Johnson City Medical Center NICU births were listed under Johnson City Medical Center. East Tennessee Children's Hospital and LeBonheur Children's Hospital are not birthing hospitals, therefore, no births were reported.

^ No specimens collected.