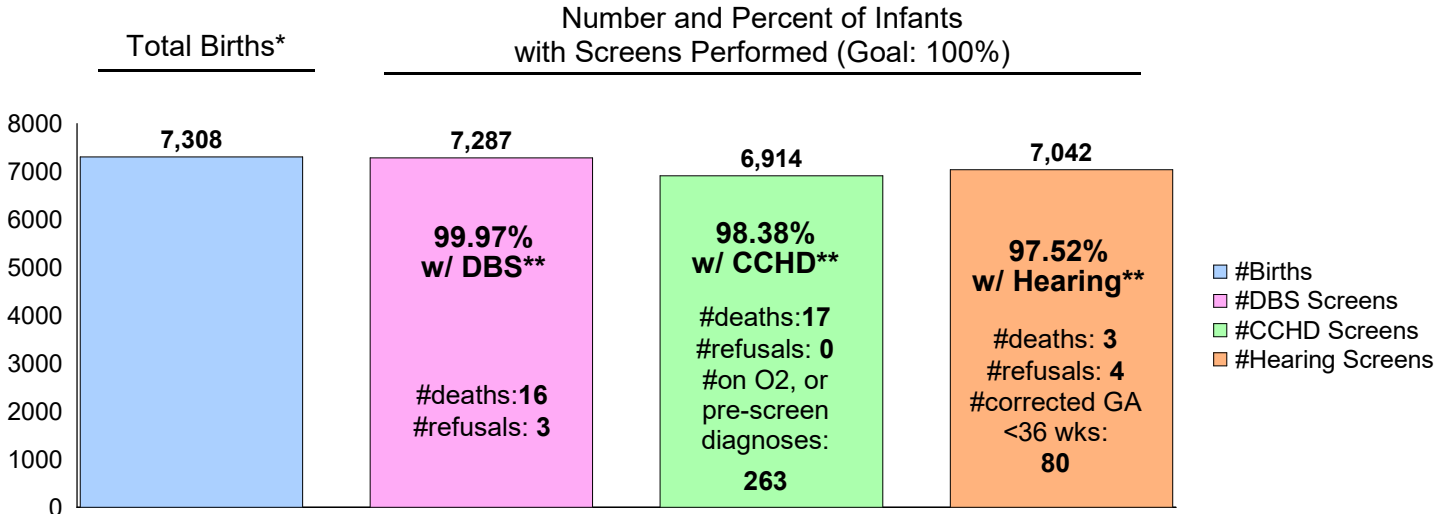


Tennessee Newborn Screening Program Report for STATE OF TENNESSEE (Hospitals Only)

Tennessee State Law (TCA 68-5-401) **requires** that all infants born in the State of Tennessee receive screening for certain conditions using a dried blood spot (DBS) screen, for critical congenital heart disease (CCHD) using pulse oximetry and for congenital hearing loss via hearing screening. Contact us with any questions: 615-532-8462.

Screens Performed for Date of BIRTH Range: 9/1/2020 - 9/30/2020



*Total births include number of infants born in Tennessee hospitals. Screens could have been performed in a facility other than the birth hospital.

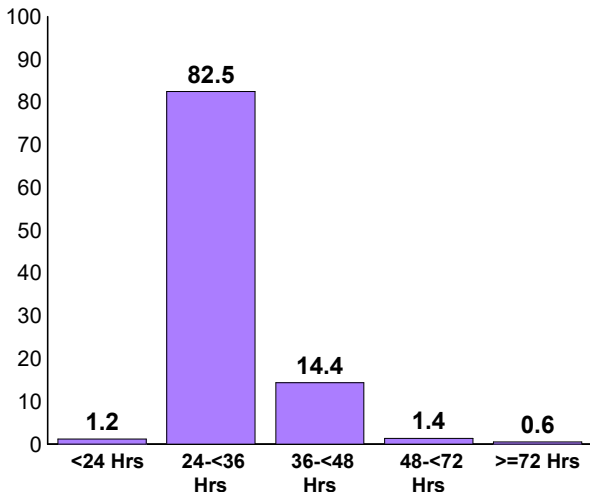
**Excludes births without a screen due to death within two days of birth, refusal, on O2, echoed, or pre-screen diagnosis. Babies with corrected gestational age less than 36 weeks were also excluded for hearing screening.

Unsatisfactory Specimen Rate for Date of COLLECTION Range: 9/1/2020 - 9/30/2020

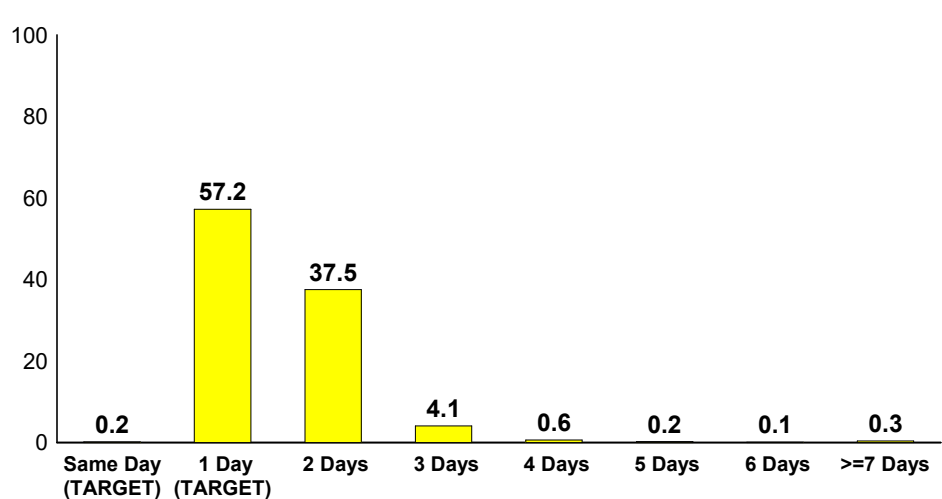
The unsatisfactory specimen rate of the DBS submitted for the State (hospitals only): 1.71% (Goal <1%)

Age at Collection and Transit Time Rates for Date of COLLECTION Range: 9/1/2020 - 9/30/2020

Age at Initial DBS Collection (%)
Target: Collected between 24-36 hrs of age*



Transit Time from DBS Collection to the State Lab (%)
(Initial and Repeats)
Target: Arrive in lab <2 days from collection*



Age at collection and transit time data are for specimens collected by hospitals. For transit time: Same Day means specimen arrived the same day as collection, 1 Day means specimen arrived one day after collection, 2 Days means specimen arrived 2 days after collection etc.

Tennessee Department of Health Newborn Screening Program

Performance Data by Facility 9/1/2020 - 9/30/2020

Name of Birthing or Submitting Facility	Number of Births*	Critical Congenital Heart Disease (CCHD) Screen (Target 100%)*	CCHD Screen Excluding Deaths, Refusals, Echoed, On O2 and Pre-screen Diagnosis	Hearing Screen (Target 100%)*	Hearing Screen Excluding Deaths, Refusals and Corrected Gestational Age <36 wks	Dried Blood Spot (DBS) Screen (Target 100%)*	DBS Screen Excluding Deaths and Refusals	Number of DBS Specimens**	Unsatisfactory DBS Specimen (Target <1%)**	DBS Collected 24-36 hrs of Age (Target 100%)+	DBS Transit Time <2 Days from Collection (Target 100%)++
All Tennessee Hospitals	7,308	94.6%	98.4%	96.4%	97.5%	99.7%	100.0%	7,304	1.71%	82.5%	57.3%
Athens Reg. Med Ctr	32	90.6%	90.6%	96.9%	96.9%	100.0%	100.0%	31	3.23%	6.7%	67.7%
Baby & Co Nashville	26	96.2%	96.2%	100.0%	100.0%	100.0%	100.0%	24	0.00%	70.8%	87.5%
Ballad Health Bristol Reg. Med Ctr	108	97.2%	100.0%	99.1%	99.1%	100.0%	100.0%	104	1.92%	97.2%	22.4%
Baptist Mem Hosp-Union City	36	94.4%	94.4%	97.2%	97.2%	100.0%	100.0%	34	0.00%	97.1%	73.5%
Baptist Memorial Hosp Memphis	510	95.9%	97.8%	96.1%	96.8%	100.0%	100.0%	501	0.80%	93.9%	46.3%
Baptist Memorial Hosp-Tipton	20	100.0%	100.0%	100.0%	100.0%	100.0%	100.0%	19	0.00%	90.5%	81.0%
Blanchfield Army Community Hosp	138	97.8%	99.3%	100.0%	100.0%	100.0%	100.0%	135	0.74%	97.8%	32.6%
Blount Memorial Hosp	51	96.1%	98.0%	96.1%	96.1%	100.0%	100.0%	54	0.00%	98.2%	61.8%
Cookeville Reg. Medical	128	96.9%	99.2%	96.9%	97.6%	100.0%	100.0%	124	0.00%	98.4%	81.7%
Cumberland Med Ctr	53	96.2%	100.0%	98.1%	100.0%	98.1%	100.0%	48	0.00%	95.8%	59.2%
East Tn Children's Hosp	--	--	--	--	--	--	--	89	1.12%	--	47.2%
Erlanger East Women's Services	266	98.5%	99.2%	99.2%	99.2%	99.6%	100.0%	252	0.00%	64.8%	70.1%
Erlanger Med Ctr	201	89.6%	97.8%	91.5%	96.3%	100.0%	100.0%	205	1.46%	69.1%	70.3%
Franklin Woods Community Hosp	126	92.1%	95.9%	100.0%	100.0%	100.0%	100.0%	114	2.63%	99.1%	42.1%
Ft Sanders Reg. Med Ctr	278	92.4%	94.8%	90.3%	92.6%	100.0%	100.0%	257	0.00%	98.1%	47.9%
Greeneville Community Hosp East	44	97.7%	100.0%	100.0%	100.0%	100.0%	100.0%	43	0.00%	95.3%	81.4%
Hardin Med Ctr	26	96.2%	100.0%	96.2%	96.2%	100.0%	100.0%	27	0.00%	96.3%	28.6%
Hendersonville Med Ctr	78	93.6%	100.0%	98.7%	98.7%	100.0%	100.0%	78	1.28%	54.5%	56.4%
Henry County Med Ctr	40	92.5%	97.4%	100.0%	100.0%	100.0%	100.0%	42	2.38%	95.3%	34.9%
Indian Path Community Hosp	93	92.5%	96.6%	96.8%	97.8%	100.0%	100.0%	87	4.60%	92.3%	23.1%
Jackson-Madison Co Gen Hosp	295	92.9%	97.2%	96.6%	96.9%	100.0%	100.0%	293	0.68%	94.2%	27.6%
Johnson City Med Ctr	127	78.0%	95.2%	91.3%	95.1%	99.2%	100.0%	88	2.27%	98.9%	27.3%
Johnson City Med Ctr-Nicu	--	--	--	--	--	--	--	59	5.08%	--	47.5%
Lebonheur Children's Hosp	2	50.0%	100.0%	100.0%	100.0%	100.0%	100.0%	25	0.00%	--	53.8%
Leconte Med Ctr	87	100.0%	100.0%	100.0%	100.0%	100.0%	100.0%	85	1.18%	98.8%	90.7%
Lincoln Med Ctr	21	90.5%	95.0%	90.5%	90.5%	95.2%	95.2%	19	0.00%	81.0%	85.7%
Livingston Reg. Hosp	25	92.0%	100.0%	96.0%	100.0%	100.0%	100.0%	19	5.26%	85.7%	81.0%
Maury Reg. Hosp	127	98.4%	99.2%	100.0%	100.0%	100.0%	100.0%	121	0.00%	72.7%	81.0%

*Reported by birthing facility based on date of BIRTH. Screens could have been performed in a facility other than the birth hospital.

**Reported by submitting facility based on date of COLLECTION of the specimen submitted. Excluded specimens collected < 24 hours of age.

+Reported by submitting facility based on date of COLLECTION of the 1st specimen submitted for an infant. Excluded records missing information on age at collection.

++Reported by submitting facility based on date of COLLECTION. Included initial specimen and repeats. Excluded records missing information on transit time.

-- No births reported. Vanderbilt NICU births were listed under Vanderbilt University Medical Center, Johnson City Medical Center NICU births were listed under Johnson City Medical Center. East Tennessee Children's Hospital and LeBonheur Children's Hospital are not birthing hospitals, therefore, no births were reported.

^ No specimens collected.

Tennessee Department of Health Newborn Screening Program

Performance Data by Facility
9/1/2020 - 9/30/2020

Name of Birthing or Submitting Facility	Number of Births*	Critical Congenital Heart Disease (CCHD) Screen (Target 100%)*	CCHD Screen Excluding Deaths, Refusals, Echoed, On O2 and Pre-screen Diagnosis	Hearing Screen (Target 100%)*	Hearing Screen Excluding Deaths, Refusals and Corrected Gestational Age <36 wks	Dried Blood Spot (DBS) Screen (Target 100%)*	DBS Screen Excluding Deaths and Refusals	Number of DBS Specimens**	Unsatisfactory DBS Specimen (Target <1%)**	DBS Collected 24-36 hrs of Age (Target 100%)+	DBS Transit Time <2 Days from Collection (Target 100%)++
Methodist Healthcare-Germantown	350	96.9%	99.7%	96.6%	98.3%	99.7%	100.0%	353	0.57%	90.3%	49.9%
Methodist Hosp-South	85	97.6%	97.6%	95.3%	95.3%	100.0%	100.0%	83	0.00%	93.8%	27.4%
Methodist Med Ctr Oak Ridge	32	96.9%	96.9%	100.0%	100.0%	100.0%	100.0%	33	9.09%	100.0%	63.6%
Metro Nashville General Hosp	30	96.7%	100.0%	96.7%	96.7%	100.0%	100.0%	31	9.68%	34.5%	87.1%
Morristown-Hamblen Healthcare	59	96.6%	96.6%	100.0%	100.0%	100.0%	100.0%	54	1.85%	100.0%	83.3%
Northcrest Med Ctr	52	100.0%	100.0%	100.0%	100.0%	100.0%	100.0%	46	0.00%	48.9%	48.9%
Other Non-Birthing Hosps	1	100.0%	100.0%	100.0%	100.0%	100.0%	100.0%	^	^	--	^
Park Ridge East Hosp	158	96.2%	99.3%	88.6%	89.2%	100.0%	100.0%	160	0.00%	98.1%	39.8%
Parkwest Med Ctr	168	98.2%	98.8%	97.0%	97.0%	99.4%	100.0%	157	0.64%	94.5%	77.1%
Reg. Med Ctr At Memphis	229	95.2%	99.1%	94.3%	96.9%	99.1%	100.0%	227	3.96%	82.5%	42.5%
Riverview Reg. Med Ctr	5	100.0%	100.0%	100.0%	100.0%	100.0%	100.0%	3	0.00%	100.0%	66.7%
Southern Tn Reg. Health - Lawrenceburg	45	97.8%	97.8%	91.1%	91.1%	97.8%	100.0%	47	14.89%	100.0%	48.9%
Southern Tn Reg. Health - Pulaski	13	92.3%	100.0%	69.2%	69.2%	100.0%	100.0%	13	0.00%	100.0%	84.6%
Southern Tn Reg. Health - Winchester	63	95.2%	100.0%	98.4%	100.0%	100.0%	100.0%	58	0.00%	87.7%	39.7%
St Francis Hosp	136	96.3%	99.2%	97.8%	98.5%	100.0%	100.0%	135	1.48%	96.3%	52.9%
St Francis Hosp - Bartlett	42	97.6%	97.6%	100.0%	100.0%	100.0%	100.0%	39	0.00%	95.0%	57.5%
St. Thomas Midtown	582	95.7%	98.8%	95.5%	97.0%	99.3%	100.0%	580	2.76%	54.2%	82.5%
St. Thomas River Park Hosp	34	100.0%	100.0%	100.0%	100.0%	100.0%	100.0%	36	0.00%	100.0%	72.2%
St. Thomas Rutherford Hosp	317	95.6%	99.0%	99.1%	99.7%	100.0%	100.0%	299	0.67%	62.0%	73.7%
Stonecrest Med Ctr	91	95.6%	98.9%	100.0%	100.0%	100.0%	100.0%	89	0.00%	90.0%	36.3%
Sumner Reg. Med Ctr	78	96.2%	96.2%	98.7%	98.7%	100.0%	100.0%	81	1.23%	96.3%	28.4%
Sweetwater Hosp Assoc	21	100.0%	100.0%	100.0%	100.0%	100.0%	100.0%	20	0.00%	95.0%	55.0%
Tennova Healthcare Harton-Tulahoma	37	91.9%	100.0%	97.3%	97.3%	97.3%	100.0%	39	0.00%	97.4%	20.5%
Tennova Healthcare Newport Med Ctr	17	88.2%	100.0%	94.1%	94.1%	100.0%	100.0%	14	0.00%	85.7%	57.1%
Tennova Healthcare-Clarksville	160	94.4%	98.7%	99.4%	99.4%	100.0%	100.0%	160	0.00%	91.9%	37.7%
Tennova Healthcare-Cleveland	81	100.0%	100.0%	100.0%	100.0%	100.0%	100.0%	77	0.00%	38.2%	83.1%
Tennova North Knoxville Med Ctr	45	100.0%	100.0%	100.0%	100.0%	100.0%	100.0%	47	0.00%	100.0%	21.3%
The Farm Midwifery Center	2	100.0%	100.0%	100.0%	100.0%	100.0%	100.0%	3	0.00%	33.3%	0.0%
Tristar Centennial Med Ctr	305	87.2%	96.7%	93.4%	97.3%	99.0%	100.0%	301	0.66%	50.3%	91.5%

*Reported by birthing facility based on date of BIRTH. Screens could have been performed in a facility other than the birth hospital.

**Reported by submitting facility based on date of COLLECTION of the specimen submitted. Excluded specimens collected < 24 hours of age.

+Reported by submitting facility based on date of COLLECTION of the 1st specimen submitted for an infant. Excluded records missing information on age at collection.

++Reported by submitting facility based on date of COLLECTION. Included initial specimen and repeats. Excluded records missing information on transit time.

-- No births reported. Vanderbilt NICU births were listed under Vanderbilt University Medical Center, Johnson City Medical Center NICU births were listed under Johnson City Medical Center. East Tennessee Children's Hospital and LeBonheur Children's Hospital are not birthing hospitals, therefore, no births were reported.

^ No specimens collected.

Tennessee Department of Health Newborn Screening Program

Performance Data by Facility
9/1/2020 - 9/30/2020

Name of Birthing or Submitting Facility	Number of Births*	Critical Congenital Heart Disease (CCHD) Screen (Target 100%)*	CCHD Screen Excluding Deaths, Refusals, Echoed, On O2 and Pre-screen Diagnosis	Hearing Screen (Target 100%)*	Hearing Screen Excluding Deaths, Refusals and Corrected Gestational Age <36 wks	Dried Blood Spot (DBS) Screen (Target 100%)*	DBS Screen Excluding Deaths and Refusals	Number of DBS Specimens**	Unsatisfactory DBS Specimen (Target <1%)**	DBS Collected 24-36 hrs of Age (Target 100%)+	DBS Transit Time <2 Days from Collection (Target 100%)++
Tristar Horizon Med Ctr	36	80.6%	87.9%	100.0%	100.0%	100.0%	100.0%	36	0.00%	83.8%	45.9%
Tristar Summit Med Ctr	98	98.0%	100.0%	96.9%	96.9%	100.0%	100.0%	101	5.94%	94.0%	60.4%
Ut Med Ctr	340	95.9%	100.0%	97.4%	99.1%	99.7%	100.0%	336	4.46%	87.8%	50.0%
Vanderbilt University Hosp	417	89.4%	98.4%	93.8%	96.1%	99.3%	99.8%	337	3.26%	98.2%	68.5%
Vanderbilt University Hospital-NICU	--	--	--	--	--	--	--	105	10.48%	--	65.1%
Vanderbilt Wilson County Hosp	41	95.1%	100.0%	95.1%	95.1%	100.0%	100.0%	38	5.26%	92.3%	46.3%
West Tn Healthcare Dyersburg Hosp	34	97.1%	97.1%	97.1%	97.1%	100.0%	100.0%	29	3.45%	50.0%	96.8%
West Tn Healthcare Volunteer Hosp	14	92.9%	100.0%	100.0%	100.0%	100.0%	100.0%	11	0.00%	72.7%	58.3%
Williamson Med Ctr	152	96.1%	100.0%	98.7%	100.0%	100.0%	100.0%	149	0.00%	86.6%	47.0%

*Reported by birthing facility based on date of BIRTH. Screens could have been performed in a facility other than the birth hospital.

**Reported by submitting facility based on date of COLLECTION of the specimen submitted. Excluded specimens collected < 24 hours of age.

+Reported by submitting facility based on date of COLLECTION of the 1st specimen submitted for an infant. Excluded records missing information on age at collection.

++Reported by submitting facility based on date of COLLECTION. Included initial specimen and repeats. Excluded records missing information on transit time.

-- No births reported. Vanderbilt NICU births were listed under Vanderbilt University Medical Center, Johnson City Medical Center NICU births were listed under Johnson City Medical Center. East Tennessee Children's Hospital and LeBonheur Children's Hospital are not birthing hospitals, therefore, no births were reported.

^ No specimens collected.