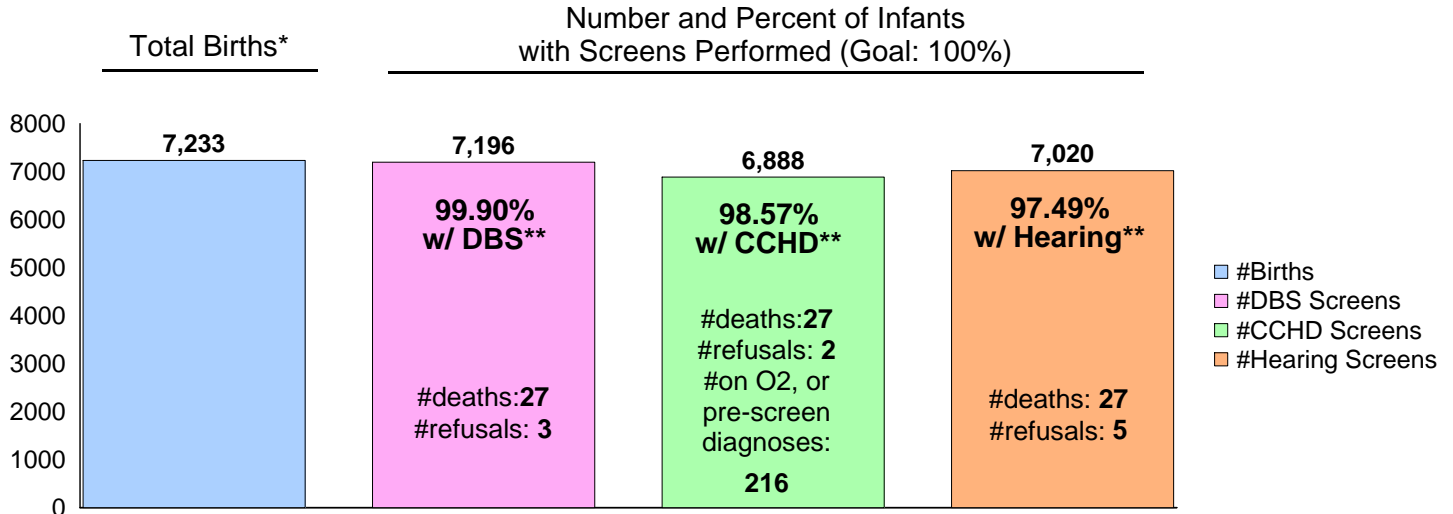


# Tennessee Newborn Screening Program Report for STATE OF TENNESSEE (Hospitals Only)

Tennessee State Law (TCA 68-5-401) **requires** that all infants born in the State of Tennessee receive screening for certain conditions using a dried blood spot (DBS) screen, for critical congenital heart disease (CCHD) using pulse oximetry and for congenital hearing loss via hearing screening. Contact us with any questions: 615-532-8462.

## Screens Performed for Date of BIRTH Range: 5/1/2018 - 5/31/2018



\*Total births include number of infants born in Tennessee hospitals. Screens could have been performed in a facility other than the birth hospital.

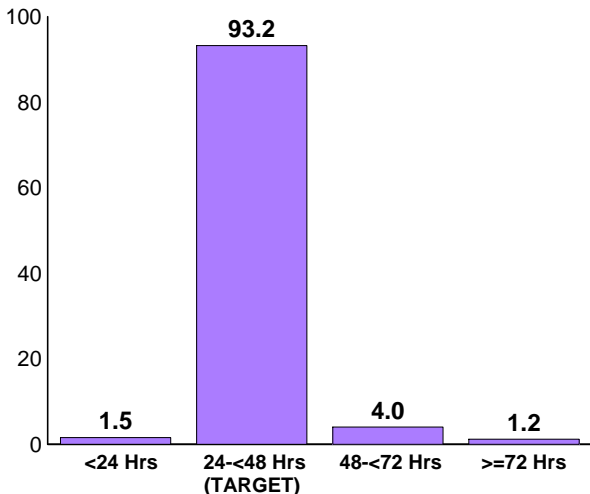
\*\*Excludes births without a screen due to death within two days of birth, refusal, on O2, echoed, or pre-screen diagnosis.

## Unsatisfactory Specimen Rate for Date of COLLECTION Range: 5/1/2018 - 5/31/2018

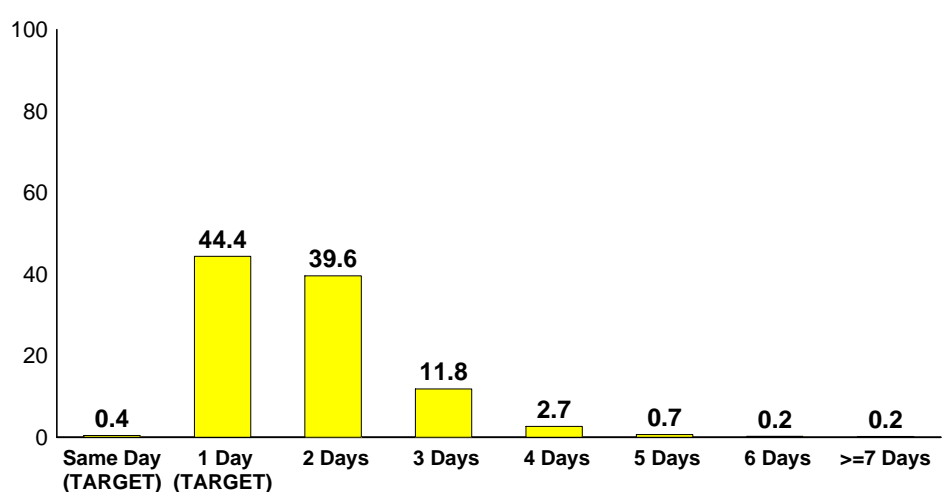
The unsatisfactory specimen rate of the DBS submitted for the State (hospitals only): 2.54% (Goal <1%)

## Age at Collection and Transit Time Rates for Date of COLLECTION Range: 5/1/2018 - 5/31/2018

Age at Initial DBS Collection (%)  
Target: Collected between 24-48 hrs of age\*



Transit Time from DBS Collection to the State Lab (%)  
(Initial and Repeats)  
Target: Arrive in lab <2 days from collection\*



Age at collection and transit time data are for specimens collected by hospitals. For transit time: Same Day means specimen arrived the same day as collection, 1 Day means specimen arrived one day after collection, 2 Days means specimen arrived 2 days after collection etc.

# Tennessee Department of Health Newborn Screening Program

Performance Data by Facility  
5/1/2018 - 5/31/2018

Name of Birthing or Submitting Facility	Number of Births*	Critical Congenital Heart Disease (CCHD) Screen (Target 100%)*	CCHD Screen Excluding Deaths, Refusals, Echoed, On O2 and Pre-screen Diagnosis	Hearing Screen (Target 100%)*	Hearing Screen Excluding Deaths and Refusals	Dried Blood Spot (DBS) Screen (Target 100%)*	DBS Screen Excluding Deaths and Refusals	Number of DBS Specimens**	Unsatisfactory DBS Specimen (Target <1%)**	DBS Collected 24-48hrs of Age (Target 100%)+	DBS Transit Time <2 Days from Collection (Target 100%)++
<b>All Tennessee Hospitals</b>	<b>7,233</b>	<b>95.2%</b>	<b>98.6%</b>	<b>97.1%</b>	<b>97.5%</b>	<b>99.5%</b>	<b>99.9%</b>	<b>7,399</b>	<b>2.54%</b>	<b>93.2%</b>	<b>44.8%</b>
Athens Regional Medical Center	36	97.2%	97.2%	97.2%	97.2%	100.0%	100.0%	38	2.63%	91.4%	66.7%
Baby & Co Knoxville	1	100.0%	100.0%	100.0%	100.0%	100.0%	100.0%	1	0.00%	100.0%	0.0%
Baby & Co Nashville	32	100.0%	100.0%	100.0%	100.0%	100.0%	100.0%	32	12.50%	100.0%	87.5%
Baptist Mem Hosp-Union City	32	96.9%	96.9%	100.0%	100.0%	100.0%	100.0%	32	25.00%	100.0%	71.9%
Baptist Memorial Hosp Memphis	499	96.6%	99.2%	95.8%	96.2%	99.6%	100.0%	497	1.61%	98.2%	32.0%
Baptist Memorial Hospital-Tipton	30	93.3%	100.0%	96.7%	96.7%	100.0%	100.0%	28	10.71%	93.1%	75.9%
Blanchfield Army Community Hospital	169	98.2%	100.0%	97.6%	97.6%	100.0%	100.0%	175	6.86%	94.0%	28.7%
Blount Memorial Hospital	48	97.9%	100.0%	100.0%	100.0%	100.0%	100.0%	48	0.00%	100.0%	18.8%
Centennial Medical Center	260	95.4%	98.4%	95.4%	96.1%	99.2%	100.0%	290	3.79%	71.3%	77.5%
Cookeville Regional Medical	134	98.5%	100.0%	100.0%	100.0%	100.0%	100.0%	135	1.48%	97.8%	51.4%
Cumberland Medical Center	58	98.3%	98.3%	98.3%	98.3%	100.0%	100.0%	53	1.89%	100.0%	30.2%
East Tennessee Children's Hospital	--	--	--	--	--	--	--	80	5.00%	50.0%	48.2%
Erlanger East Women's Services	223	99.1%	100.0%	99.6%	100.0%	99.6%	100.0%	220	1.36%	95.9%	55.7%
Erlanger Medical Center	238	91.6%	98.2%	93.3%	94.9%	98.7%	100.0%	299	2.01%	80.8%	17.5%
Franklin Woods Community Hospital	111	97.3%	98.2%	99.1%	100.0%	100.0%	100.0%	102	2.94%	96.1%	31.7%
Ft Sanders Regional Med Ctr	208	95.2%	97.1%	98.1%	98.1%	100.0%	100.0%	178	0.56%	97.7%	7.2%
Hardin Co General Hospital	33	97.0%	100.0%	97.0%	97.0%	100.0%	100.0%	28	28.57%	88.9%	46.4%
Hendersonville Medical Center	83	96.4%	100.0%	100.0%	100.0%	100.0%	100.0%	81	6.17%	92.7%	81.0%
Henry County Medical Center	28	100.0%	100.0%	100.0%	100.0%	100.0%	100.0%	27	0.00%	92.9%	64.3%
Hillside Hospital	19	100.0%	100.0%	100.0%	100.0%	100.0%	100.0%	19	5.26%	100.0%	42.1%
Horizon Medical Center	31	100.0%	100.0%	100.0%	100.0%	100.0%	100.0%	29	0.00%	93.1%	53.3%
Indian Path Medical Center	69	98.6%	100.0%	98.6%	98.6%	100.0%	100.0%	63	0.00%	100.0%	12.7%
Jackson-Madison Co Gen Hosp	245	90.6%	96.9%	98.8%	98.8%	100.0%	100.0%	252	0.79%	98.0%	18.0%
Jellico Community Hospital	17	100.0%	100.0%	100.0%	100.0%	100.0%	100.0%	17	5.88%	100.0%	82.4%
Johnson City Medical Center	98	93.9%	96.8%	96.9%	97.9%	99.0%	100.0%	72	0.00%	95.8%	13.9%
Johnson City Medical Center-NICU	--	--	--	--	--	--	--	41	9.76%	5.7%	13.6%
Laughlin Memorial Hospital	22	90.9%	90.9%	90.9%	90.9%	95.5%	95.5%	20	5.00%	100.0%	60.0%

\*Reported by birthing facility based on date of BIRTH. Screens could have been performed in a facility other than the birth hospital.

\*\*Reported by submitting facility based on date of COLLECTION of the specimen submitted. Excluded specimens collected < 24 hours of age.

+Reported by submitting facility based on date of COLLECTION of the 1st specimen submitted for an infant. Excluded records missing information on age at collection.

++Reported by submitting facility based on date of COLLECTION. Included initial specimen and repeats. Excluded records missing information on transit time.

-- No births reported. Vanderbilt NICU births were listed under Vanderbilt University Medical Center, Johnson City Medical Center NICU births were listed under Johnson City Medical Center. East Tennessee Children's Hospital and LeBonheur Children's Hospital are not birthing hospitals, therefore, no births were reported.

^ No specimens collected.

# Tennessee Department of Health Newborn Screening Program

Performance Data by Facility  
5/1/2018 - 5/31/2018

Name of Birthing or Submitting Facility	Number of Births*	Critical Congenital Heart Disease (CCHD) Screen (Target 100%)*	CCHD Screen Excluding Deaths, Refusals, Echoed, On O2 and Pre-screen Diagnosis	Hearing Screen (Target 100%)*	Hearing Screen Excluding Deaths and Refusals	Dried Blood Spot (DBS) Screen (Target 100%)*	DBS Screen Excluding Deaths and Refusals	Number of DBS Specimens**	Unsatisfactory DBS Specimen (Target <1%)**	DBS Collected 24-48hrs of Age (Target 100%)+	DBS Transit Time <2 Days from Collection (Target 100%)++
LeBonheur Children's Hospital	--	--	--	--	--	--	--	51	7.84%	44.4%	57.4%
LeConte Medical Center	76	93.4%	94.7%	97.4%	97.4%	100.0%	100.0%	67	1.49%	98.4%	67.2%
Lincoln Medical Center	32	93.8%	96.8%	93.8%	96.8%	96.9%	100.0%	27	0.00%	96.4%	67.9%
Livingston Regional Hospital	35	91.4%	97.0%	94.3%	94.3%	100.0%	100.0%	30	13.33%	82.4%	57.1%
Maury Regional Hospital	128	98.4%	99.2%	99.2%	100.0%	99.2%	100.0%	124	3.23%	93.4%	67.7%
McKenzie Regional Hospital	29	100.0%	100.0%	100.0%	100.0%	100.0%	100.0%	28	7.14%	100.0%	71.4%
Methodist Healthcare-Germantown	358	95.3%	99.7%	96.1%	96.9%	99.2%	100.0%	370	1.08%	94.4%	24.9%
Methodist Hospital-South	42	97.6%	100.0%	100.0%	100.0%	100.0%	100.0%	41	7.32%	95.1%	23.8%
Methodist Med Ctr Oak Ridge	37	94.6%	97.2%	91.9%	94.4%	97.3%	100.0%	33	0.00%	88.2%	50.0%
Metro Nashville General Hosp	27	92.6%	100.0%	92.6%	92.6%	100.0%	100.0%	27	0.00%	87.5%	74.1%
Morristown-Hamblen Healthcare	96	96.9%	97.9%	96.9%	97.9%	99.0%	100.0%	86	0.00%	100.0%	79.1%
Newport Medical Center	7	100.0%	100.0%	100.0%	100.0%	100.0%	100.0%	7	0.00%	100.0%	28.6%
Northcrest Medical Center	47	93.6%	100.0%	100.0%	100.0%	100.0%	100.0%	47	6.38%	97.8%	40.4%
Other Non-Birthing Hospitals	2	100.0%	100.0%	100.0%	100.0%	100.0%	100.0%	^	^	^	^
Park Ridge East Hospital	167	97.0%	99.4%	97.0%	97.0%	100.0%	100.0%	169	1.78%	93.2%	17.6%
Parkwest Medical Center	137	99.3%	99.3%	100.0%	100.0%	100.0%	100.0%	131	0.00%	98.5%	70.2%
Regional Med Ctr At Memphis	266	95.1%	98.1%	96.2%	96.2%	98.5%	98.5%	270	0.74%	93.6%	10.8%
Riverview Regional Medical Center	3	100.0%	100.0%	100.0%	100.0%	100.0%	100.0%	3	0.00%	100.0%	100.0%
Saint Thomas River Park Hospital	44	93.2%	97.6%	100.0%	100.0%	100.0%	100.0%	41	2.44%	95.3%	74.4%
Saint Thomas Rutherford Hospital	291	95.2%	98.2%	99.3%	99.7%	100.0%	100.0%	292	1.03%	96.9%	72.9%
Southern Tn Medical Center	56	96.4%	100.0%	100.0%	100.0%	100.0%	100.0%	58	1.72%	98.2%	35.6%
Southern Tn Regional Health - Lawrenceburg	40	92.5%	94.9%	92.5%	94.9%	97.5%	100.0%	41	12.20%	100.0%	14.6%
St Francis Hospital	94	96.8%	100.0%	98.9%	98.9%	100.0%	100.0%	87	0.00%	95.6%	45.1%
St Francis Hospital - Bartlett	29	93.1%	100.0%	93.1%	93.1%	100.0%	100.0%	25	0.00%	89.3%	35.7%
St. Thomas Midtown	589	95.2%	98.4%	91.2%	92.0%	99.2%	100.0%	571	2.98%	94.6%	77.7%
Stonecrest Medical Center	83	92.8%	97.5%	96.4%	96.4%	98.8%	98.8%	79	1.27%	98.7%	32.9%
Summit Medical Center	94	98.9%	98.9%	98.9%	98.9%	100.0%	100.0%	98	1.02%	95.7%	73.5%
Sumner Regional Medical Center	65	98.5%	98.5%	100.0%	100.0%	100.0%	100.0%	66	1.52%	98.5%	16.4%

\*Reported by birthing facility based on date of BIRTH. Screens could have been performed in a facility other than the birth hospital.

\*\*Reported by submitting facility based on date of COLLECTION of the specimen submitted. Excluded specimens collected < 24 hours of age.

+Reported by submitting facility based on date of COLLECTION of the 1st specimen submitted for an infant. Excluded records missing information on age at collection.

++Reported by submitting facility based on date of COLLECTION. Included initial specimen and repeats. Excluded records missing information on transit time.

-- No births reported. Vanderbilt NICU births were listed under Vanderbilt University Medical Center, Johnson City Medical Center NICU births were listed under Johnson City Medical Center. East Tennessee Children's Hospital and LeBonheur Children's Hospital are not birthing hospitals, therefore, no births were reported.

^ No specimens collected.

# Tennessee Department of Health Newborn Screening Program

Performance Data by Facility  
5/1/2018 - 5/31/2018

Name of Birthing or Submitting Facility	Number of Births*	Critical Congenital Heart Disease (CCHD) Screen (Target 100%)*	CCHD Screen Excluding Deaths, Refusals, Echoed, On O2 and Pre-screen Diagnosis	Hearing Screen (Target 100%)*	Hearing Screen Excluding Deaths and Refusals	Dried Blood Spot (DBS) Screen (Target 100%)*	DBS Screen Excluding Deaths and Refusals	Number of DBS Specimens**	Unsatisfactory DBS Specimen (Target <1%)**	DBS Collected 24-48hrs of Age (Target 100%)+	DBS Transit Time <2 Days from Collection (Target 100%)++
Sweetwater Hospital Assoc	25	100.0%	100.0%	100.0%	100.0%	100.0%	100.0%	23	4.35%	100.0%	43.5%
Takoma Regional Hospital	33	100.0%	100.0%	100.0%	100.0%	100.0%	100.0%	31	3.23%	96.8%	45.2%
Tennova Healthcare Harton-Tullahoma	38	97.4%	100.0%	100.0%	100.0%	100.0%	100.0%	35	0.00%	94.3%	33.3%
Tennova Healthcare-Clarksville	165	87.9%	96.7%	98.2%	98.2%	100.0%	100.0%	157	3.82%	91.5%	40.4%
Tennova Healthcare-Cleveland	92	98.9%	98.9%	100.0%	100.0%	100.0%	100.0%	87	3.45%	93.1%	68.2%
Tennova Healthcare-Lebanon	47	97.9%	97.9%	97.9%	97.9%	100.0%	100.0%	46	4.35%	100.0%	71.7%
Tennova Physicians Regional Medical Center	170	97.6%	98.2%	100.0%	100.0%	100.0%	100.0%	163	3.07%	97.6%	14.5%
Tennova-Volunteer Martin	33	97.0%	97.0%	100.0%	100.0%	100.0%	100.0%	34	0.00%	100.0%	85.3%
The Farm Midwifery Center	5	80.0%	80.0%	80.0%	80.0%	80.0%	80.0%	5	0.00%	0.0%	20.0%
Ut Medical Center	261	92.0%	98.4%	98.1%	98.5%	99.6%	100.0%	284	1.76%	84.4%	21.1%
Vanderbilt University Hospital-NICU	--	--	--	--	--	--	--	120	0.83%	94.4%	80.0%
Vanderbilt University Medical Center	400	88.3%	98.6%	95.5%	96.7%	98.3%	100.0%	330	1.52%	99.4%	66.8%
Wellmont Bristol Regional Med	78	96.2%	97.4%	97.4%	98.7%	100.0%	100.0%	67	8.96%	90.4%	34.2%
Wellmont Holston Valley Hosp	78	89.7%	98.6%	97.4%	97.4%	100.0%	100.0%	86	3.49%	98.8%	24.4%
West Tennessee Healthcare Dyersburg Hospital	44	95.5%	97.7%	100.0%	100.0%	100.0%	100.0%	41	2.44%	83.3%	64.3%
West Tn Healthcare North Hospital	18	100.0%	100.0%	100.0%	100.0%	100.0%	100.0%	19	0.00%	94.4%	63.2%
Williamson Medical Center	148	98.6%	99.3%	99.3%	99.3%	100.0%	100.0%	145	0.00%	97.9%	33.3%

\*Reported by birthing facility based on date of BIRTH. Screens could have been performed in a facility other than the birth hospital.

\*\*Reported by submitting facility based on date of COLLECTION of the specimen submitted. Excluded specimens collected < 24 hours of age.

+Reported by submitting facility based on date of COLLECTION of the 1st specimen submitted for an infant. Excluded records missing information on age at collection.

++Reported by submitting facility based on date of COLLECTION. Included initial specimen and repeats. Excluded records missing information on transit time.

-- No births reported. Vanderbilt NICU births were listed under Vanderbilt University Medical Center, Johnson City Medical Center NICU births were listed under Johnson City Medical Center. East Tennessee Children's Hospital and LeBonheur Children's Hospital are not birthing hospitals, therefore, no births were reported.

^ No specimens collected.