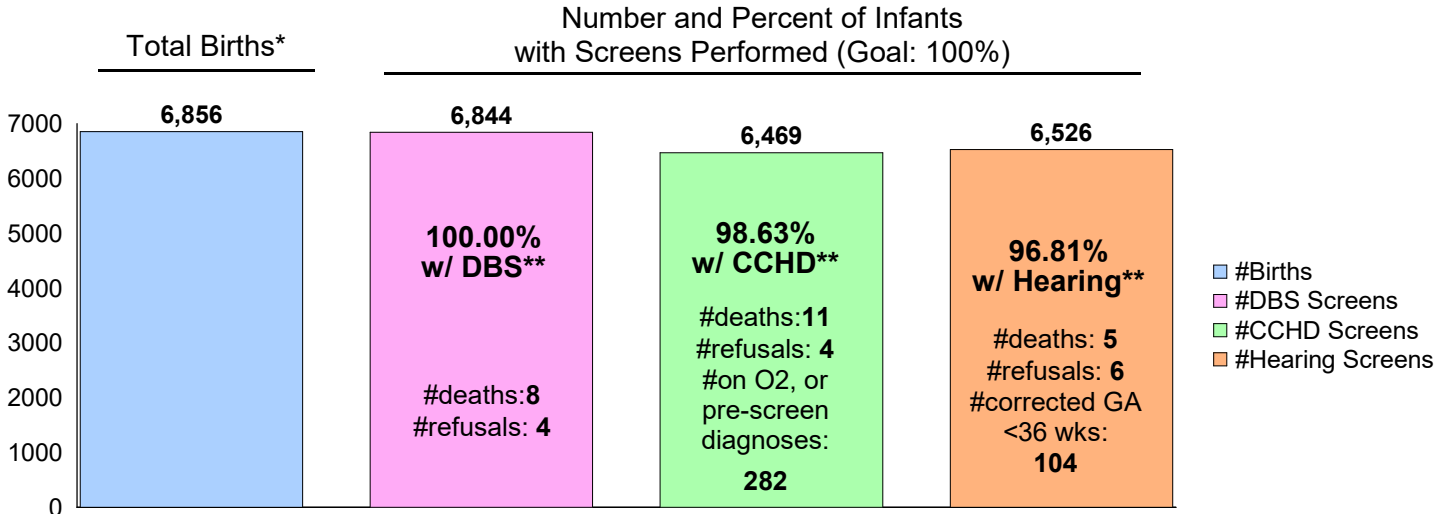


Tennessee Newborn Screening Program Report for STATE OF TENNESSEE (Hospitals Only)

Tennessee State Law (TCA 68-5-401) **requires** that all infants born in the State of Tennessee receive screening for certain conditions using a dried blood spot (DBS) screen, for critical congenital heart disease (CCHD) using pulse oximetry and for congenital hearing loss via hearing screening. Contact us with any questions: 615-532-8462.

Screens Performed for Date of BIRTH Range: 5/1/2020 - 5/31/2020



*Total births include number of infants born in Tennessee hospitals. Screens could have been performed in a facility other than the birth hospital.

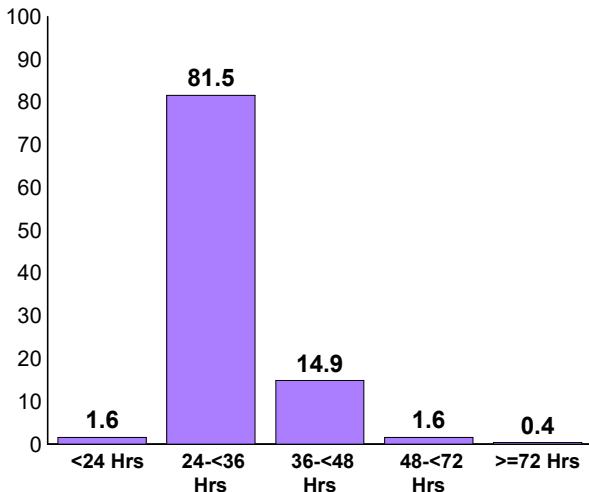
**Excludes births without a screen due to death within two days of birth, refusal, on O2, echoed, or pre-screen diagnosis. Babies with corrected gestational age less than 36 weeks were also excluded for hearing screening.

Unsatisfactory Specimen Rate for Date of COLLECTION Range: 5/1/2020 - 5/31/2020

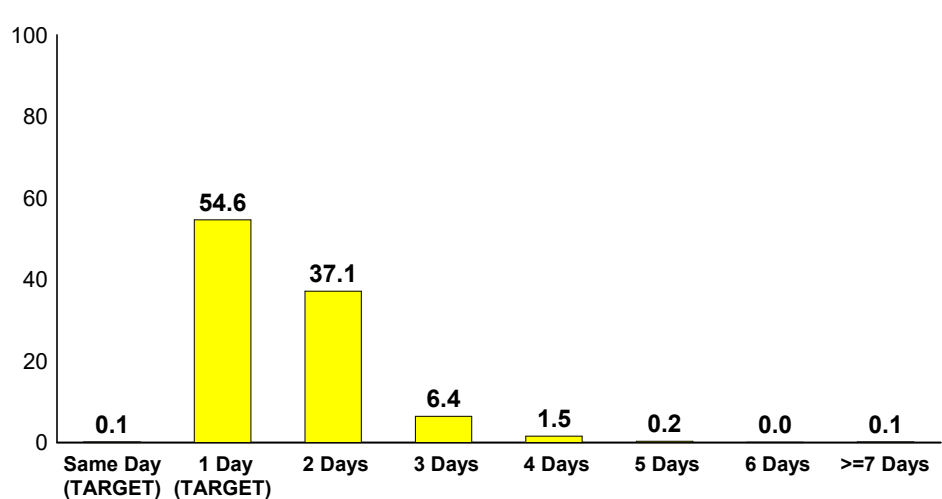
The unsatisfactory specimen rate of the DBS submitted for the State (hospitals only): 1.60% (Goal <1%)

Age at Collection and Transit Time Rates for Date of COLLECTION Range: 5/1/2020 - 5/31/2020

Age at Initial DBS Collection (%)
Target: Collected between 24-36 hrs of age*



Transit Time from DBS Collection to the State Lab (%)
(Initial and Repeats)
Target: Arrive in lab <2 days from collection*



Age at collection and transit time data are for specimens collected by hospitals. For transit time: Same Day means specimen arrived the same day as collection, 1 Day means specimen arrived one day after collection, 2 Days means specimen arrived 2 days after collection etc.

Tennessee Department of Health Newborn Screening Program

Performance Data by Facility
5/1/2020 - 5/31/2020

| Name of Birthing or Submitting Facility | Number of Births* | Critical Congenital Heart Disease (CCHD) Screen (Target 100%)* | CCHD Screen Excluding Deaths, Refusals, Echoed, On O2 and Pre-screen Diagnosis | Hearing Screen (Target 100%)* | Hearing Screen Excluding Deaths, Refusals and Corrected Gestational Age <36 wks | Dried Blood Spot (DBS) Screen (Target 100%)* | DBS Screen Excluding Deaths and Refusals | Number of DBS Specimens** | Unsatisfactory DBS Specimen (Target <1%)** | DBS Collected 24-36 hrs of Age (Target 100%)+ | DBS Transit Time <2 Days from Collection (Target 100%)++ |
|---|-------------------|--|--|-------------------------------|---|--|--|---------------------------|--|---|--|
| All Tennessee Hospitals | 6,856 | 94.4% | 98.6% | 95.2% | 96.8% | 99.8% | 100.0% | 7,293 | 1.60% | 81.5% | 54.7% |
| Athens Regional Medical Center | 24 | 91.7% | 91.7% | 45.8% | 50.0% | 100.0% | 100.0% | 27 | 0.00% | 8.0% | 55.6% |
| Baby & Co Nashville | 26 | 100.0% | 100.0% | 96.2% | 96.2% | 100.0% | 100.0% | 23 | 0.00% | 34.8% | 95.7% |
| Ballad Health Bristol Regional Medical Center | 82 | 93.9% | 97.5% | 98.8% | 98.8% | 100.0% | 100.0% | 83 | 3.61% | 94.2% | 19.8% |
| Baptist Mem Hosp-Union City | 35 | 100.0% | 100.0% | 88.6% | 88.6% | 100.0% | 100.0% | 37 | 0.00% | 100.0% | 62.2% |
| Baptist Memorial Hosp Memphis | 444 | 93.5% | 97.2% | 95.5% | 97.5% | 99.8% | 100.0% | 472 | 1.06% | 93.4% | 49.6% |
| Baptist Memorial Hospital-Tipton | 31 | 100.0% | 100.0% | 100.0% | 100.0% | 100.0% | 100.0% | 30 | 3.33% | 96.8% | 83.9% |
| Blanchfield Army Community Hospital | 157 | 96.8% | 98.7% | 99.4% | 99.4% | 100.0% | 100.0% | 156 | 0.64% | 97.5% | 25.8% |
| Blount Memorial Hospital | 65 | 100.0% | 100.0% | 96.9% | 96.9% | 100.0% | 100.0% | 63 | 0.00% | 96.9% | 55.4% |
| Cookeville Regional Medical | 119 | 98.3% | 100.0% | 100.0% | 100.0% | 100.0% | 100.0% | 119 | 2.52% | 99.2% | 72.7% |
| Cumberland Medical Center | 62 | 98.4% | 98.4% | 98.4% | 100.0% | 100.0% | 100.0% | 62 | 0.00% | 95.3% | 62.5% |
| East Tennessee Children's Hospital | -- | -- | -- | -- | -- | -- | -- | 127 | 2.36% | -- | 34.1% |
| Erlanger East Women's Services | 256 | 98.8% | 99.2% | 97.7% | 97.7% | 100.0% | 100.0% | 263 | 0.00% | 64.9% | 71.1% |
| Erlanger Medical Center | 195 | 83.1% | 97.6% | 77.9% | 84.0% | 99.5% | 100.0% | 220 | 0.45% | 62.8% | 50.7% |
| Franklin Woods Community Hospital | 134 | 91.0% | 95.3% | 97.8% | 97.8% | 100.0% | 100.0% | 126 | 1.59% | 96.8% | 46.5% |
| Ft Sanders Regional Med Ctr | 223 | 92.4% | 96.3% | 92.8% | 94.5% | 99.6% | 100.0% | 192 | 0.00% | 98.5% | 22.2% |
| Greeneville Community Hospital East | 39 | 100.0% | 100.0% | 97.4% | 97.4% | 100.0% | 100.0% | 38 | 2.63% | 97.4% | 76.9% |
| Hardin Medical Center | 18 | 94.4% | 100.0% | 100.0% | 100.0% | 100.0% | 100.0% | 18 | 0.00% | 100.0% | 16.7% |
| Hendersonville Medical Center | 61 | 90.2% | 100.0% | 93.4% | 95.0% | 100.0% | 100.0% | 65 | 0.00% | 43.9% | 74.6% |
| Henry County Medical Center | 42 | 85.7% | 100.0% | 92.9% | 92.9% | 100.0% | 100.0% | 43 | 0.00% | 95.6% | 44.4% |
| Indian Path Community Hospital | 82 | 98.8% | 98.8% | 97.6% | 97.6% | 100.0% | 100.0% | 83 | 0.00% | 96.5% | 30.2% |
| Jackson-Madison Co Gen Hosp | 249 | 93.2% | 97.1% | 92.0% | 94.2% | 100.0% | 100.0% | 264 | 1.52% | 94.5% | 21.7% |
| Johnson City Medical Center | 88 | 75.0% | 97.1% | 84.1% | 93.7% | 98.9% | 100.0% | 61 | 1.64% | 98.4% | 36.1% |
| Johnson City Medical Center-NICU | -- | -- | -- | -- | -- | -- | -- | 67 | 4.48% | -- | 69.1% |
| LeBonheur Children's Hospital | -- | -- | -- | -- | -- | -- | -- | 28 | 0.00% | -- | 28.6% |
| LeConte Medical Center | 86 | 100.0% | 100.0% | 97.7% | 97.7% | 100.0% | 100.0% | 80 | 3.75% | 91.9% | 90.7% |
| Lincoln Medical Center | 19 | 84.2% | 100.0% | 100.0% | 100.0% | 100.0% | 100.0% | 17 | 5.88% | 65.0% | 54.5% |

*Reported by birthing facility based on date of BIRTH. Screens could have been performed in a facility other than the birth hospital.

**Reported by submitting facility based on date of COLLECTION of the specimen submitted. Excluded specimens collected < 24 hours of age.

+Reported by submitting facility based on date of COLLECTION of the 1st specimen submitted for an infant. Excluded records missing information on age at collection.

++Reported by submitting facility based on date of COLLECTION. Included initial specimen and repeats. Excluded records missing information on transit time.

-- No births reported. Vanderbilt NICU births were listed under Vanderbilt University Medical Center, Johnson City Medical Center NICU births were listed under Johnson City Medical Center. East Tennessee Children's Hospital and LeBonheur Children's Hospital are not birthing hospitals, therefore, no births were reported.

^ No specimens collected.

Tennessee Department of Health Newborn Screening Program

Performance Data by Facility
5/1/2020 - 5/31/2020

| Name of Birthing or Submitting Facility | Number of Births* | Critical Congenital Heart Disease (CCHD) Screen (Target 100%)* | CCHD Screen Excluding Deaths, Refusals, Echoed, On O2 and Pre-screen Diagnosis | Hearing Screen (Target 100%)* | Hearing Screen Excluding Deaths, Refusals and Corrected Gestational Age <36 wks | Dried Blood Spot (DBS) Screen (Target 100%)* | DBS Screen Excluding Deaths and Refusals | Number of DBS Specimens** | Unsatisfactory DBS Specimen (Target <1%)** | DBS Collected 24-36 hrs of Age (Target 100%)+ | DBS Transit Time <2 Days from Collection (Target 100%)++ |
|---|-------------------|--|--|-------------------------------|---|--|--|---------------------------|--|---|--|
| Livingston Regional Hospital | 30 | 96.7% | 100.0% | 100.0% | 100.0% | 96.7% | 100.0% | 28 | 3.57% | 93.3% | 73.3% |
| Maury Regional Hospital | 133 | 96.2% | 98.5% | 97.0% | 99.2% | 100.0% | 100.0% | 143 | 3.50% | 76.4% | 77.4% |
| Methodist Healthcare-Germantown | 334 | 96.4% | 99.7% | 95.8% | 96.4% | 100.0% | 100.0% | 356 | 0.56% | 84.4% | 27.4% |
| Methodist Hospital-South | 60 | 98.3% | 98.3% | 100.0% | 100.0% | 100.0% | 100.0% | 57 | 0.00% | 96.6% | 24.1% |
| Methodist Med Ctr Oak Ridge | 38 | 100.0% | 100.0% | 94.7% | 94.7% | 100.0% | 100.0% | 35 | 2.86% | 86.8% | 69.2% |
| Metro Nashville General Hosp | 18 | 88.9% | 94.1% | 100.0% | 100.0% | 100.0% | 100.0% | 20 | 0.00% | 25.0% | 100.0% |
| Morristown-Hamblen Healthcare | 74 | 98.6% | 98.6% | 97.3% | 97.3% | 100.0% | 100.0% | 63 | 0.00% | 95.3% | 81.3% |
| Northcrest Medical Center | 55 | 94.5% | 100.0% | 98.2% | 98.2% | 100.0% | 100.0% | 59 | 0.00% | 57.6% | 59.3% |
| Park Ridge East Hospital | 189 | 94.2% | 98.9% | 95.8% | 98.9% | 100.0% | 100.0% | 205 | 0.98% | 95.3% | 44.9% |
| Parkwest Medical Center | 170 | 99.4% | 100.0% | 97.1% | 97.1% | 100.0% | 100.0% | 160 | 0.63% | 91.2% | 67.4% |
| Regional Med Ctr At Memphis | 212 | 89.2% | 98.4% | 86.3% | 92.4% | 99.5% | 100.0% | 224 | 3.57% | 77.9% | 43.4% |
| Riverview Regional Medical Center | 5 | 100.0% | 100.0% | 100.0% | 100.0% | 100.0% | 100.0% | 5 | 0.00% | 100.0% | 20.0% |
| Southern Tennessee Regional Health - Lawrence | 22 | 90.9% | 100.0% | 90.9% | 95.2% | 95.5% | 100.0% | 20 | 10.00% | 81.8% | 34.8% |
| Southern Tennessee Regional Health - Pulaski | 11 | 90.9% | 90.9% | 90.9% | 90.9% | 100.0% | 100.0% | 11 | 9.09% | 100.0% | 63.6% |
| Southern Tennessee Regional Health - Winchest | 63 | 96.8% | 98.4% | 96.8% | 98.4% | 98.4% | 100.0% | 66 | 0.00% | 93.8% | 19.7% |
| St Francis Hospital | 129 | 96.9% | 98.4% | 95.3% | 96.1% | 100.0% | 100.0% | 130 | 1.54% | 100.0% | 57.7% |
| St Francis Hospital - Bartlett | 31 | 96.8% | 100.0% | 96.8% | 96.8% | 100.0% | 100.0% | 29 | 0.00% | 93.5% | 58.1% |
| St. Thomas Midtown | 520 | 96.7% | 99.2% | 96.9% | 97.9% | 99.6% | 100.0% | 542 | 2.95% | 58.4% | 83.9% |
| St. Thomas River Park Hospital | 31 | 96.8% | 100.0% | 96.8% | 100.0% | 100.0% | 100.0% | 31 | 0.00% | 96.9% | 87.5% |
| St. Thomas Rutherford Hospital | 253 | 96.8% | 99.6% | 99.2% | 99.6% | 100.0% | 100.0% | 270 | 0.37% | 65.9% | 66.2% |
| Stonecrest Medical Center | 93 | 95.7% | 97.8% | 93.5% | 93.5% | 100.0% | 100.0% | 95 | 2.11% | 94.8% | 16.7% |
| Sumner Regional Medical Center | 73 | 93.2% | 94.4% | 97.3% | 97.3% | 100.0% | 100.0% | 73 | 0.00% | 95.9% | 46.6% |
| Sweetwater Hospital Assoc | 22 | 95.5% | 95.5% | 95.5% | 95.5% | 100.0% | 100.0% | 22 | 0.00% | 95.5% | 45.5% |
| Tennova Healthcare Harton-Tulahoma | 35 | 100.0% | 100.0% | 100.0% | 100.0% | 100.0% | 100.0% | 35 | 5.71% | 100.0% | 25.7% |
| Tennova Healthcare Newport Medical Center | 12 | 100.0% | 100.0% | 100.0% | 100.0% | 100.0% | 100.0% | 13 | 0.00% | 84.6% | 46.2% |
| Tennova Healthcare-Clarksville | 184 | 96.2% | 98.9% | 98.4% | 98.4% | 100.0% | 100.0% | 183 | 0.00% | 94.6% | 30.1% |
| Tennova Healthcare-Cleveland | 77 | 100.0% | 100.0% | 100.0% | 100.0% | 100.0% | 100.0% | 83 | 4.82% | 35.8% | 79.5% |

*Reported by birthing facility based on date of BIRTH. Screens could have been performed in a facility other than the birth hospital.

**Reported by submitting facility based on date of COLLECTION of the specimen submitted. Excluded specimens collected < 24 hours of age.

+Reported by submitting facility based on date of COLLECTION of the 1st specimen submitted for an infant. Excluded records missing information on age at collection.

++Reported by submitting facility based on date of COLLECTION. Included initial specimen and repeats. Excluded records missing information on transit time.

-- No births reported. Vanderbilt NICU births were listed under Vanderbilt University Medical Center, Johnson City Medical Center NICU births were listed under Johnson City Medical Center. East Tennessee Children's Hospital and LeBonheur Children's Hospital are not birthing hospitals, therefore, no births were reported.

^ No specimens collected.

Tennessee Department of Health Newborn Screening Program

Performance Data by Facility
5/1/2020 - 5/31/2020

| Name of Birthing or Submitting Facility | Number of Births* | Critical Congenital Heart Disease (CCHD) Screen (Target 100%)* | CCHD Screen Excluding Deaths, Refusals, Echoed, On O2 and Pre-screen Diagnosis | Hearing Screen (Target 100%)* | Hearing Screen Excluding Deaths, Refusals and Corrected Gestational Age <36 wks | Dried Blood Spot (DBS) Screen (Target 100%)* | DBS Screen Excluding Deaths and Refusals | Number of DBS Specimens** | Unsatisfactory DBS Specimen (Target <1%)** | DBS Collected 24-36 hrs of Age (Target 100%)+ | DBS Transit Time <2 Days from Collection (Target 100%)++ |
|--|-------------------|--|--|-------------------------------|---|--|--|---------------------------|--|---|--|
| Tennova North Knoxville Medical Center | 46 | 100.0% | 100.0% | 97.8% | 97.8% | 100.0% | 100.0% | 45 | 0.00% | 97.8% | 37.8% |
| The Farm Midwifery Center | -- | -- | -- | -- | -- | -- | -- | 1 | 0.00% | -- | 0.0% |
| Tristar Centennial Medical Center | 315 | 91.7% | 99.0% | 94.6% | 98.3% | 99.7% | 100.0% | 349 | 1.72% | 50.3% | 92.3% |
| Tristar Horizon Medical Center | 38 | 94.7% | 100.0% | 100.0% | 100.0% | 100.0% | 100.0% | 36 | 2.78% | 89.2% | 27.0% |
| Tristar Southern Hills Medical Center | 1 | -- | -- | -- | -- | 100.0% | 100.0% | ^ | ^ | -- | ^ |
| Tristar Summit Medical Center | 93 | 100.0% | 100.0% | 97.8% | 98.9% | 100.0% | 100.0% | 95 | 8.42% | 94.7% | 62.9% |
| UT Medical Center | 333 | 93.4% | 98.1% | 96.7% | 97.9% | 100.0% | 100.0% | 359 | 3.06% | 84.1% | 46.4% |
| Vanderbilt University Hospital-NICU | -- | -- | -- | -- | -- | -- | -- | 120 | 1.67% | -- | 70.5% |
| Vanderbilt University Medical Center | 372 | 86.8% | 99.7% | 91.9% | 96.1% | 99.7% | 100.0% | 316 | 0.63% | 99.7% | 63.4% |
| Vanderbilt Wilson County Hospital | 46 | 95.7% | 97.8% | 97.8% | 97.8% | 100.0% | 100.0% | 47 | 6.38% | 97.8% | 59.6% |
| West Tennessee Healthcare Dyersburg Hospital | 38 | 97.4% | 97.4% | 100.0% | 100.0% | 100.0% | 100.0% | 37 | 5.41% | 35.1% | 89.2% |
| West Tennessee Healthcare Volunteer Hospital | 12 | 100.0% | 100.0% | 100.0% | 100.0% | 100.0% | 100.0% | 12 | 0.00% | 50.0% | 91.7% |
| Williamson Medical Center | 151 | 96.0% | 100.0% | 98.7% | 98.7% | 100.0% | 100.0% | 154 | 0.00% | 80.4% | 56.5% |

*Reported by birthing facility based on date of BIRTH. Screens could have been performed in a facility other than the birth hospital.

**Reported by submitting facility based on date of COLLECTION of the specimen submitted. Excluded specimens collected < 24 hours of age.

+Reported by submitting facility based on date of COLLECTION of the 1st specimen submitted for an infant. Excluded records missing information on age at collection.

++Reported by submitting facility based on date of COLLECTION. Included initial specimen and repeats. Excluded records missing information on transit time.

-- No births reported. Vanderbilt NICU births were listed under Vanderbilt University Medical Center, Johnson City Medical Center NICU births were listed under Johnson City Medical Center. East Tennessee Children's Hospital and LeBonheur Children's Hospital are not birthing hospitals, therefore, no births were reported.

^ No specimens collected.