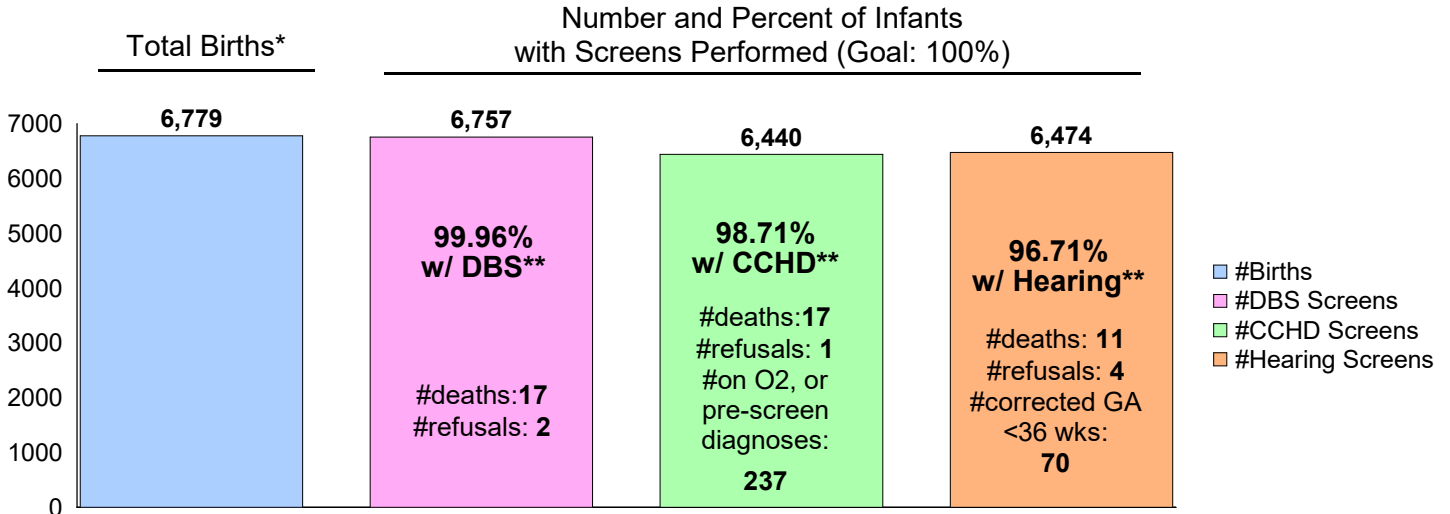


Tennessee Newborn Screening Program Report for STATE OF TENNESSEE (Hospitals Only)

Tennessee State Law (TCA 68-5-401) **requires** that all infants born in the State of Tennessee receive screening for certain conditions using a dried blood spot (DBS) screen, for critical congenital heart disease (CCHD) using pulse oximetry and for congenital hearing loss via hearing screening. Contact us with any questions: 615-532-8462.

Screens Performed for Date of BIRTH Range: 3/1/2020 - 3/31/2020



*Total births include number of infants born in Tennessee hospitals. Screens could have been performed in a facility other than the birth hospital.

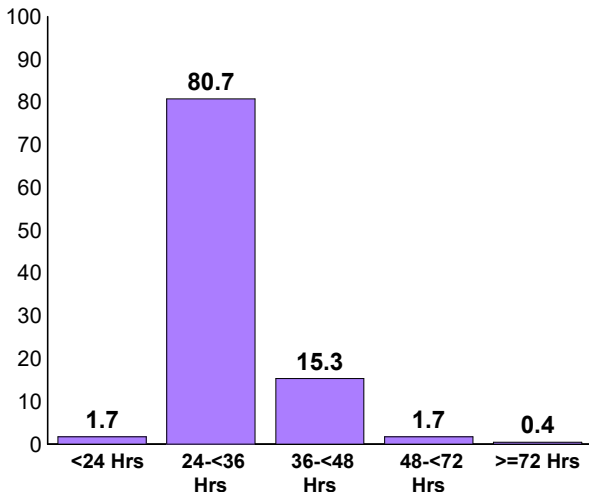
**Excludes births without a screen due to death within two days of birth, refusal, on O2, echoed, or pre-screen diagnosis. Babies with corrected gestational age less than 36 weeks were also excluded for hearing screening.

Unsatisfactory Specimen Rate for Date of COLLECTION Range: 3/1/2020 - 3/31/2020

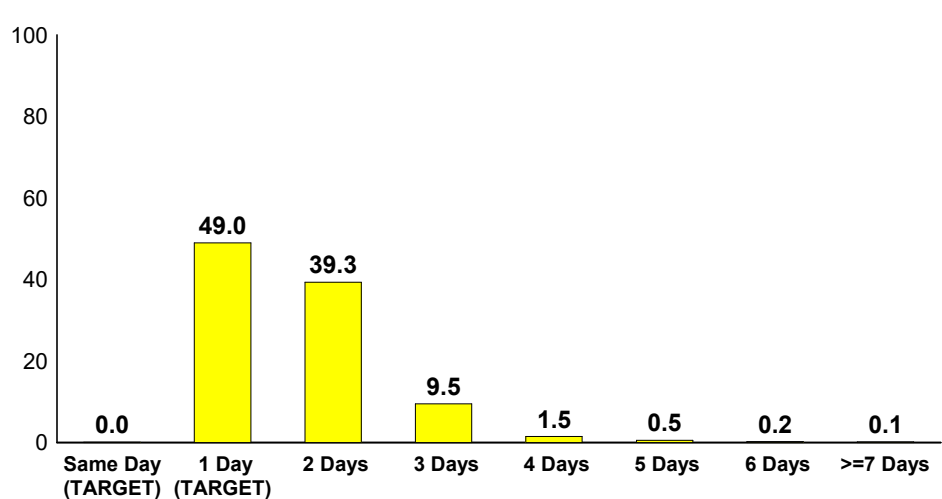
The unsatisfactory specimen rate of the DBS submitted for the State (hospitals only): 1.36% (Goal <1%)

Age at Collection and Transit Time Rates for Date of COLLECTION Range: 3/1/2020 - 3/31/2020

Age at Initial DBS Collection (%)
Target: Collected between 24-36 hrs of age*



Transit Time from DBS Collection to the State Lab (%)
(Initial and Repeats)
Target: Arrive in lab <2 days from collection*



Age at collection and transit time data are for specimens collected by hospitals. For transit time: Same Day means specimen arrived the same day as collection, 1 Day means specimen arrived one day after collection, 2 Days means specimen arrived 2 days after collection etc.

Tennessee Department of Health Newborn Screening Program

Performance Data by Facility
3/1/2020 - 3/31/2020

Name of Birthing or Submitting Facility	Number of Births*	Critical Congenital Heart Disease (CCHD) Screen (Target 100%)*	CCHD Screen Excluding Deaths, Refusals, Echoed, On O2 and Pre-screen Diagnosis	Hearing Screen (Target 100%)*	Hearing Screen Excluding Deaths, Refusals and Corrected Gestational Age <36 wks	Dried Blood Spot (DBS) Screen (Target 100%)*	DBS Screen Excluding Deaths and Refusals	Number of DBS Specimens**	Unsatisfactory DBS Specimen (Target <1%)**	DBS Collected 24-36 hrs of Age (Target 100%)+	DBS Transit Time <2 Days from Collection (Target 100%)++
All Tennessee Hospitals	6,779	95.0%	98.7%	95.5%	96.7%	99.7%	100.0%	6,988	1.36%	80.7%	49.0%
Athens Regional Medical Center	23	95.7%	100.0%	91.3%	95.5%	100.0%	100.0%	24	0.00%	18.2%	60.0%
Baby & Co Nashville	27	100.0%	100.0%	100.0%	100.0%	100.0%	100.0%	23	0.00%	72.7%	87.0%
Ballad Health Bristol Regional Medical Center	88	96.6%	97.7%	95.5%	96.6%	100.0%	100.0%	83	2.41%	97.6%	30.6%
Baptist Mem Hosp-Union City	39	100.0%	100.0%	100.0%	100.0%	100.0%	100.0%	39	0.00%	100.0%	69.2%
Baptist Memorial Hosp Memphis	494	94.3%	98.5%	94.7%	97.5%	99.8%	100.0%	509	0.98%	93.1%	23.0%
Baptist Memorial Hospital-Tipton	22	95.5%	95.5%	100.0%	100.0%	100.0%	100.0%	22	13.64%	91.3%	65.2%
Blanchfield Army Community Hospital	128	98.4%	98.4%	100.0%	100.0%	100.0%	100.0%	135	1.48%	97.0%	20.9%
Blount Memorial Hospital	76	100.0%	100.0%	88.2%	88.2%	100.0%	100.0%	72	0.00%	94.6%	54.7%
Cookeville Regional Medical	118	96.6%	99.1%	99.2%	99.2%	100.0%	100.0%	118	1.69%	98.3%	69.2%
Cumberland Medical Center	49	87.8%	97.7%	89.8%	95.7%	100.0%	100.0%	43	2.33%	85.1%	79.6%
East Tennessee Children's Hospital	--	--	--	--	--	--	--	116	1.72%	--	27.1%
Erlanger East Women's Services	224	100.0%	100.0%	97.8%	98.2%	100.0%	100.0%	223	0.00%	64.1%	52.5%
Erlanger Medical Center	212	86.8%	98.4%	90.6%	95.5%	98.6%	100.0%	231	0.87%	60.8%	54.2%
Franklin Woods Community Hospital	110	96.4%	100.0%	99.1%	99.1%	100.0%	100.0%	103	0.00%	98.1%	48.6%
Ft Sanders Regional Med Ctr	258	96.9%	98.0%	94.6%	94.6%	100.0%	100.0%	217	0.00%	99.1%	22.0%
Greeneville Community Hospital East	36	100.0%	100.0%	100.0%	100.0%	100.0%	100.0%	32	0.00%	100.0%	75.0%
Hardin Medical Center	29	93.1%	100.0%	100.0%	100.0%	100.0%	100.0%	27	0.00%	93.1%	20.7%
Hendersonville Medical Center	66	97.0%	98.5%	98.5%	98.5%	100.0%	100.0%	63	1.59%	40.3%	87.5%
Henry County Medical Center	58	96.6%	98.2%	100.0%	100.0%	100.0%	100.0%	56	1.79%	96.4%	40.4%
Indian Path Community Hospital	60	100.0%	100.0%	100.0%	100.0%	100.0%	100.0%	56	3.57%	94.7%	14.0%
Jackson-Madison Co Gen Hosp	274	92.3%	98.1%	94.9%	96.3%	100.0%	100.0%	273	0.37%	96.2%	14.9%
Johnson City Medical Center	95	85.3%	96.4%	89.5%	92.4%	98.9%	100.0%	74	0.00%	100.0%	43.2%
Johnson City Medical Center-NICU	--	--	--	--	--	--	--	65	3.08%	--	62.9%
LeBonheur Children's Hospital	--	--	--	--	--	--	--	50	0.00%	--	39.2%
LeConte Medical Center	73	100.0%	100.0%	98.6%	98.6%	100.0%	100.0%	66	0.00%	91.3%	80.6%
Lincoln Medical Center	17	100.0%	100.0%	100.0%	100.0%	100.0%	100.0%	19	0.00%	100.0%	47.4%

*Reported by birthing facility based on date of BIRTH. Screens could have been performed in a facility other than the birth hospital.

**Reported by submitting facility based on date of COLLECTION of the specimen submitted. Excluded specimens collected < 24 hours of age.

+Reported by submitting facility based on date of COLLECTION of the 1st specimen submitted for an infant. Excluded records missing information on age at collection.

++Reported by submitting facility based on date of COLLECTION. Included initial specimen and repeats. Excluded records missing information on transit time.

-- No births reported. Vanderbilt NICU births were listed under Vanderbilt University Medical Center, Johnson City Medical Center NICU births were listed under Johnson City Medical Center. East Tennessee Children's Hospital and LeBonheur Children's Hospital are not birthing hospitals, therefore, no births were reported.

^ No specimens collected.

Tennessee Department of Health Newborn Screening Program

Performance Data by Facility
3/1/2020 - 3/31/2020

Name of Birthing or Submitting Facility	Number of Births*	Critical Congenital Heart Disease (CCHD) Screen (Target 100%)*	CCHD Screen Excluding Deaths, Refusals, Echoed, On O2 and Pre-screen Diagnosis	Hearing Screen (Target 100%)*	Hearing Screen Excluding Deaths, Refusals and Corrected Gestational Age <36 wks	Dried Blood Spot (DBS) Screen (Target 100%)*	DBS Screen Excluding Deaths and Refusals	Number of DBS Specimens**	Unsatisfactory DBS Specimen (Target <1%)**	DBS Collected 24-36 hrs of Age (Target 100%)+	DBS Transit Time <2 Days from Collection (Target 100%)++
Livingston Regional Hospital	32	93.8%	93.8%	100.0%	100.0%	100.0%	100.0%	32	6.25%	96.9%	78.8%
Maury Regional Hospital	128	95.3%	100.0%	96.9%	99.2%	100.0%	100.0%	124	2.42%	65.6%	81.1%
Methodist Healthcare-Germantown	327	97.9%	99.7%	92.7%	94.1%	99.7%	100.0%	342	0.29%	83.9%	11.0%
Methodist Hospital-South	46	93.5%	95.6%	95.7%	95.7%	100.0%	100.0%	45	0.00%	87.2%	14.9%
Methodist Med Ctr Oak Ridge	40	97.5%	97.5%	97.5%	97.5%	100.0%	100.0%	42	2.38%	90.9%	54.5%
Metro Nashville General Hosp	27	100.0%	100.0%	96.3%	96.3%	100.0%	100.0%	30	0.00%	16.7%	96.7%
Morristown-Hamblen Healthcare	78	98.7%	98.7%	97.4%	97.4%	100.0%	100.0%	70	0.00%	86.1%	93.1%
Northcrest Medical Center	47	95.7%	100.0%	97.9%	97.9%	100.0%	100.0%	43	0.00%	45.5%	45.7%
Park Ridge East Hospital	147	98.6%	100.0%	83.0%	84.1%	99.3%	100.0%	156	0.00%	95.2%	42.9%
Parkwest Medical Center	160	98.1%	98.7%	91.3%	91.3%	100.0%	100.0%	146	0.00%	95.4%	65.1%
Regional Med Ctr At Memphis	219	92.2%	99.0%	92.7%	94.9%	98.2%	100.0%	221	0.45%	81.2%	17.6%
Riverview Regional Medical Center	9	100.0%	100.0%	100.0%	100.0%	100.0%	100.0%	9	0.00%	100.0%	22.2%
Roane Medical Center	2	100.0%	100.0%	100.0%	100.0%	100.0%	100.0%	^	^	--	^
Southern Tennessee Regional Health - Lawrence	41	85.4%	89.7%	92.7%	95.0%	97.6%	100.0%	38	13.16%	94.6%	61.5%
Southern Tennessee Regional Health - Pulaski	15	80.0%	85.7%	100.0%	100.0%	100.0%	100.0%	17	5.88%	93.3%	55.6%
Southern Tennessee Regional Health - Winchest	52	94.2%	98.0%	94.2%	94.2%	100.0%	100.0%	47	2.13%	88.9%	21.3%
St Francis Hospital	128	94.5%	99.2%	93.8%	93.8%	100.0%	100.0%	124	0.00%	96.0%	41.7%
St Francis Hospital - Bartlett	38	97.4%	100.0%	92.1%	92.1%	100.0%	100.0%	34	0.00%	94.4%	38.9%
St. Thomas Midtown	576	96.4%	99.5%	97.7%	99.1%	100.0%	100.0%	578	1.38%	53.7%	82.3%
St. Thomas River Park Hospital	22	95.5%	95.5%	95.5%	95.5%	100.0%	100.0%	19	0.00%	100.0%	94.7%
St. Thomas Rutherford Hospital	294	94.2%	98.9%	98.0%	98.3%	100.0%	100.0%	293	1.02%	61.9%	62.6%
Stonecrest Medical Center	84	91.7%	96.3%	89.3%	89.3%	97.6%	97.6%	77	2.60%	93.7%	34.2%
Sumner Regional Medical Center	81	96.3%	100.0%	100.0%	100.0%	100.0%	100.0%	81	0.00%	95.1%	34.6%
Sweetwater Hospital Assoc	20	95.0%	100.0%	100.0%	100.0%	100.0%	100.0%	21	0.00%	95.2%	33.3%
Tennova Healthcare Harton-Tullahoma	24	95.8%	100.0%	95.8%	95.8%	100.0%	100.0%	24	4.17%	95.8%	20.8%
Tennova Healthcare Newport Medical Center	10	90.0%	90.0%	100.0%	100.0%	100.0%	100.0%	11	0.00%	100.0%	36.4%
Tennova Healthcare-Clarksville	158	94.9%	97.4%	96.8%	97.5%	99.4%	100.0%	150	2.00%	90.2%	34.0%

*Reported by birthing facility based on date of BIRTH. Screens could have been performed in a facility other than the birth hospital.

**Reported by submitting facility based on date of COLLECTION of the specimen submitted. Excluded specimens collected < 24 hours of age.

+Reported by submitting facility based on date of COLLECTION of the 1st specimen submitted for an infant. Excluded records missing information on age at collection.

++Reported by submitting facility based on date of COLLECTION. Included initial specimen and repeats. Excluded records missing information on transit time.

-- No births reported. Vanderbilt NICU births were listed under Vanderbilt University Medical Center, Johnson City Medical Center NICU births were listed under Johnson City Medical Center. East Tennessee Children's Hospital and LeBonheur Children's Hospital are not birthing hospitals, therefore, no births were reported.

^ No specimens collected.

Tennessee Department of Health Newborn Screening Program

Performance Data by Facility
3/1/2020 - 3/31/2020

Name of Birthing or Submitting Facility	Number of Births*	Critical Congenital Heart Disease (CCHD) Screen (Target 100%)*	CCHD Screen Excluding Deaths, Refusals, Echoed, On O2 and Pre-screen Diagnosis	Hearing Screen (Target 100%)*	Hearing Screen Excluding Deaths, Refusals and Corrected Gestational Age <36 wks	Dried Blood Spot (DBS) Screen (Target 100%)*	DBS Screen Excluding Deaths and Refusals	Number of DBS Specimens**	Unsatisfactory DBS Specimen (Target <1%)**	DBS Collected 24-36 hrs of Age (Target 100%)+	DBS Transit Time <2 Days from Collection (Target 100%)++
Tennova Healthcare-Cleveland	70	95.7%	97.1%	100.0%	100.0%	100.0%	100.0%	72	2.78%	32.4%	69.4%
Tennova North Knoxville Medical Center	40	97.5%	100.0%	100.0%	100.0%	100.0%	100.0%	35	2.86%	100.0%	40.0%
The Farm Midwifery Center	2	50.0%	100.0%	100.0%	100.0%	100.0%	100.0%	1	0.00%	0.0%	0.0%
Tristar Centennial Medical Center	226	86.7%	98.5%	90.3%	94.9%	99.1%	100.0%	255	1.18%	47.1%	92.5%
Tristar Horizon Medical Center	36	97.2%	97.2%	91.7%	91.7%	97.2%	97.2%	37	8.11%	81.1%	43.6%
Tristar Southern Hills Medical Center	--	--	--	--	--	--	--	1	0.00%	--	0.0%
Tristar Summit Medical Center	89	96.6%	97.7%	100.0%	100.0%	100.0%	100.0%	88	3.41%	90.9%	60.0%
UT Medical Center	310	95.8%	98.7%	97.7%	98.7%	99.7%	100.0%	319	5.02%	88.2%	43.0%
Vanderbilt University Hospital-NICU	--	--	--	--	--	--	--	99	0.00%	--	71.0%
Vanderbilt University Medical Center	352	91.8%	98.8%	96.0%	98.0%	99.1%	100.0%	307	0.98%	99.7%	62.5%
Vanderbilt Wilson County Hospital	38	100.0%	100.0%	94.7%	94.7%	100.0%	100.0%	36	8.33%	97.3%	86.5%
Wellmont Holston Valley Medical Center	34	94.1%	97.0%	97.1%	97.1%	100.0%	100.0%	34	0.00%	100.0%	47.1%
West Tennessee Healthcare Dyersburg Hospital	41	97.6%	100.0%	100.0%	100.0%	100.0%	100.0%	36	5.56%	27.8%	81.1%
West Tennessee Healthcare Volunteer Hospital	14	100.0%	100.0%	100.0%	100.0%	100.0%	100.0%	13	0.00%	46.7%	66.7%
Williamson Medical Center	146	96.6%	99.3%	99.3%	99.3%	100.0%	100.0%	142	0.70%	81.1%	45.5%

*Reported by birthing facility based on date of BIRTH. Screens could have been performed in a facility other than the birth hospital.

**Reported by submitting facility based on date of COLLECTION of the specimen submitted. Excluded specimens collected < 24 hours of age.

+Reported by submitting facility based on date of COLLECTION of the 1st specimen submitted for an infant. Excluded records missing information on age at collection.

++Reported by submitting facility based on date of COLLECTION. Included initial specimen and repeats. Excluded records missing information on transit time.

-- No births reported. Vanderbilt NICU births were listed under Vanderbilt University Medical Center, Johnson City Medical Center NICU births were listed under Johnson City Medical Center. East Tennessee Children's Hospital and LeBonheur Children's Hospital are not birthing hospitals, therefore, no births were reported.

^ No specimens collected.