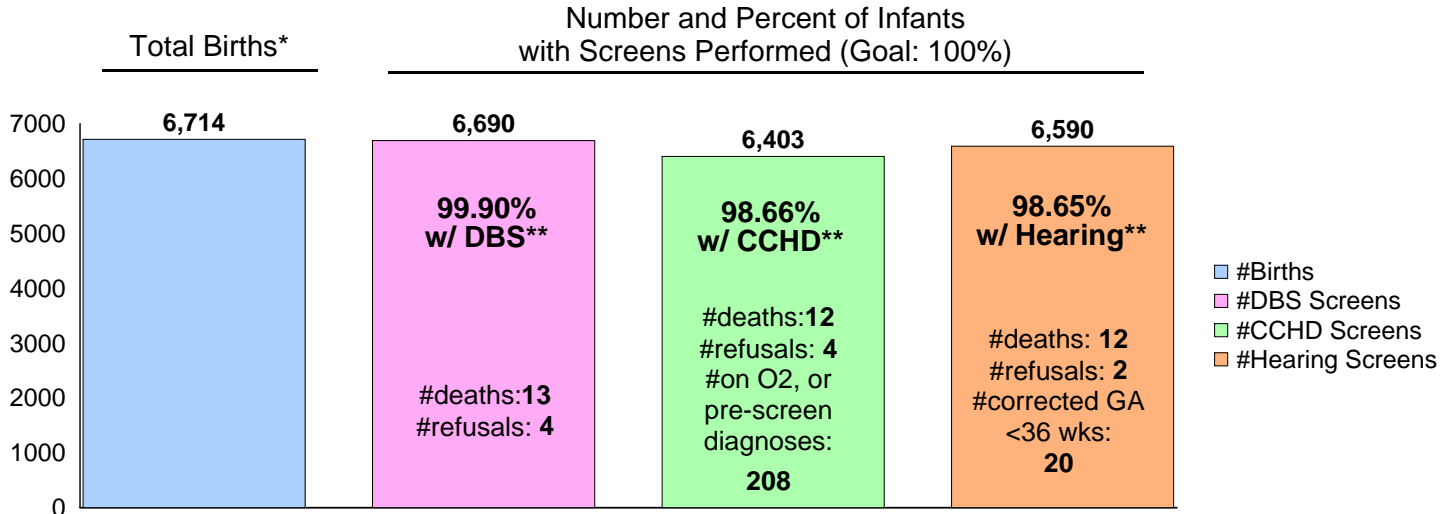


# Tennessee Newborn Screening Program Report for STATE OF TENNESSEE (Hospitals Only)

Tennessee State Law (TCA 68-5-401) **requires** that all infants born in the State of Tennessee receive screening for certain conditions using a dried blood spot (DBS) screen, for critical congenital heart disease (CCHD) using pulse oximetry and for congenital hearing loss via hearing screening. Contact us with any questions: 615-532-8462.

## Screens Performed for Date of BIRTH Range: 6/1/2019 - 6/30/2019



\*Total births include number of infants born in Tennessee hospitals. Screens could have been performed in a facility other than the birth hospital.

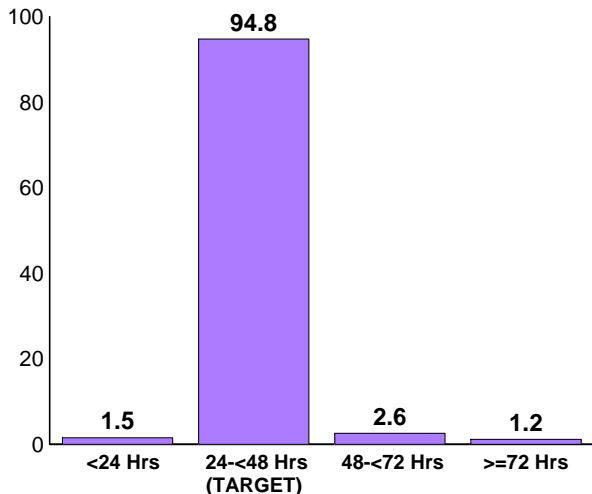
\*\*Excludes births without a screen due to death within two days of birth, refusal, on O2, echoed, or pre-screen diagnosis. Babies with corrected gestational age less than 36 weeks were also excluded for hearing screening.

## Unsatisfactory Specimen Rate for Date of COLLECTION Range: 6/1/2019 - 6/30/2019

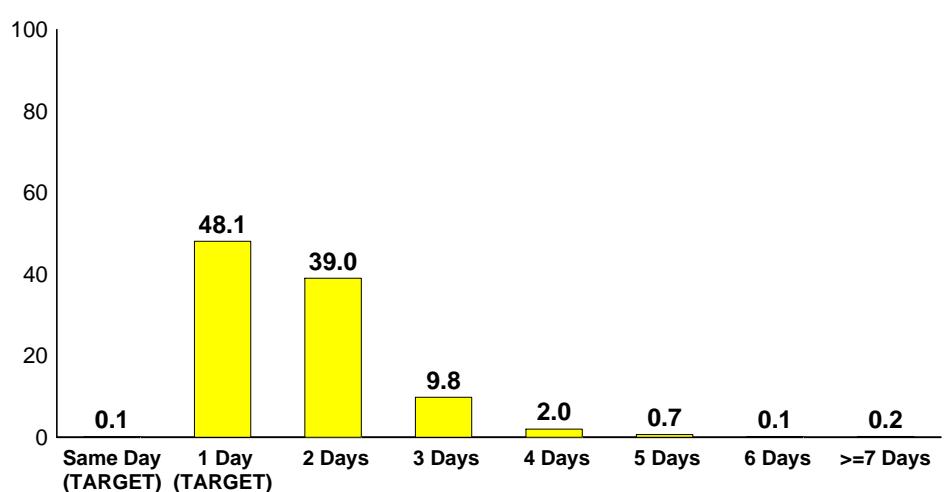
The unsatisfactory specimen rate of the DBS submitted for the State (hospitals only): 1.67% (Goal <1%)

## Age at Collection and Transit Time Rates for Date of COLLECTION Range: 6/1/2019 - 6/30/2019

Age at Initial DBS Collection (%)  
Target: Collected between 24-48 hrs of age\*



Transit Time from DBS Collection to the State Lab (%)  
(Initial and Repeats)  
Target: Arrive in lab <2 days from collection\*



Age at collection and transit time data are for specimens collected by hospitals. For transit time: Same Day means specimen arrived the same day as collection, 1 Day means specimen arrived one day after collection, 2 Days means specimen arrived 2 days after collection etc.

# Tennessee Department of Health Newborn Screening Program

Performance Data by Facility  
6/1/2019 - 6/30/2019

Name of Birthing or Submitting Facility	Number of Births*	Critical Congenital Heart Disease (CCHD) Screen (Target 100%)*	CCHD Screen Excluding Deaths, Refusals, Echoed, On O2 and Pre-screen Diagnosis	Hearing Screen (Target 100%)*	Hearing Screen Excluding Deaths, Refusals and Corrected Gestational Age <36 wks	Dried Blood Spot (DBS) Screen (Target 100%)*	DBS Screen Excluding Deaths and Refusals	Number of DBS Specimens**	Unsatisfactory DBS Specimen (Target <1%)**	DBS Collected 24-48hrs of Age (Target 100%)+	DBS Transit Time <2 Days from Collection (Target 100%)++
<b>All Tennessee Hospitals</b>	<b>6,714</b>	<b>95.4%</b>	<b>98.7%</b>	<b>98.2%</b>	<b>98.7%</b>	<b>99.6%</b>	<b>99.9%</b>	<b>7,175</b>	<b>1.67%</b>	<b>94.8%</b>	<b>48.1%</b>
Athens Regional Medical Center	29	100.0%	100.0%	100.0%	100.0%	100.0%	100.0%	32	0.00%	93.8%	48.5%
Baby & Co Nashville	26	100.0%	100.0%	100.0%	100.0%	100.0%	100.0%	23	4.35%	95.2%	100.0%
Ballad Health Bristol Regional Medical Center	91	98.9%	100.0%	98.9%	100.0%	100.0%	100.0%	91	6.59%	97.8%	35.5%
Baptist Mem Hosp-Union City	15	93.3%	93.3%	100.0%	100.0%	100.0%	100.0%	17	0.00%	94.1%	50.0%
Baptist Memorial Hosp Memphis	451	94.5%	97.0%	97.8%	98.4%	100.0%	100.0%	475	2.53%	97.0%	34.7%
Baptist Memorial Hospital-Tipton	19	100.0%	100.0%	100.0%	100.0%	100.0%	100.0%	19	0.00%	100.0%	47.4%
Blanchfield Army Community Hospital	117	97.4%	99.1%	99.1%	99.1%	100.0%	100.0%	121	0.83%	95.1%	27.3%
Blount Memorial Hospital	54	96.3%	100.0%	98.1%	98.1%	100.0%	100.0%	52	0.00%	94.4%	47.3%
Cookeville Regional Medical	132	97.0%	98.5%	98.5%	99.2%	100.0%	100.0%	132	1.52%	98.5%	58.2%
Cumberland Medical Center	54	98.1%	100.0%	100.0%	100.0%	100.0%	100.0%	49	0.00%	89.1%	78.2%
East Tennessee Children's Hospital	--	--	--	--	--	--	--	107	1.87%	--	14.5%
Erlanger East Women's Services	242	98.3%	99.6%	99.6%	99.6%	99.6%	100.0%	248	0.40%	94.0%	41.8%
Erlanger Medical Center	194	93.3%	97.8%	94.3%	94.8%	99.0%	99.5%	260	2.31%	93.1%	42.6%
Franklin Woods Community Hospital	85	96.5%	96.5%	100.0%	100.0%	100.0%	100.0%	87	2.30%	98.9%	23.9%
Ft Sanders Regional Med Ctr	248	98.0%	100.0%	97.6%	98.4%	99.6%	100.0%	216	0.46%	98.6%	14.4%
Greeneville Community Hospital East	49	98.0%	100.0%	98.0%	98.0%	100.0%	100.0%	47	4.26%	100.0%	59.6%
Hardin Medical Center	23	95.7%	95.7%	100.0%	100.0%	100.0%	100.0%	21	0.00%	87.5%	16.7%
Hendersonville Medical Center	72	90.3%	100.0%	100.0%	100.0%	100.0%	100.0%	80	0.00%	96.3%	79.3%
Henry County Medical Center	49	93.9%	97.9%	100.0%	100.0%	100.0%	100.0%	54	3.70%	89.3%	31.6%
Indian Path Community Hospital	68	97.1%	100.0%	100.0%	100.0%	100.0%	100.0%	70	1.43%	98.6%	31.0%
Jackson-Madison Co Gen Hosp	316	94.0%	99.0%	99.1%	99.7%	99.7%	100.0%	320	0.63%	98.7%	13.4%
Johnson City Medical Center	86	91.9%	98.8%	96.5%	97.6%	98.8%	100.0%	68	1.47%	95.5%	7.4%
Johnson City Medical Center-NICU	--	--	--	--	--	--	--	39	0.00%	--	7.7%
LeBonheur Children's Hospital	2	50.0%	100.0%	50.0%	50.0%	100.0%	100.0%	40	5.00%	--	68.3%
LeConte Medical Center	76	96.1%	96.1%	98.7%	98.7%	100.0%	100.0%	72	0.00%	93.2%	28.6%
Lincoln Medical Center	19	100.0%	100.0%	100.0%	100.0%	100.0%	100.0%	17	0.00%	100.0%	35.3%

\*Reported by birthing facility based on date of BIRTH. Screens could have been performed in a facility other than the birth hospital.

\*\*Reported by submitting facility based on date of COLLECTION of the specimen submitted. Excluded specimens collected < 24 hours of age.

+Reported by submitting facility based on date of COLLECTION of the 1st specimen submitted for an infant. Excluded records missing information on age at collection.

++Reported by submitting facility based on date of COLLECTION. Included initial specimen and repeats. Excluded records missing information on transit time.

-- No births reported. Vanderbilt NICU births were listed under Vanderbilt University Medical Center, Johnson City Medical Center NICU births were listed under Johnson City Medical Center. East Tennessee Children's Hospital and LeBonheur Children's Hospital are not birthing hospitals, therefore, no births were reported.

^ No specimens collected.

# Tennessee Department of Health Newborn Screening Program

Performance Data by Facility  
6/1/2019 - 6/30/2019

Name of Birthing or Submitting Facility	Number of Births*	Critical Congenital Heart Disease (CCHD) Screen (Target 100%)*	CCHD Screen Excluding Deaths, Refusals, Echoed, On O2 and Pre-screen Diagnosis	Hearing Screen (Target 100%)*	Hearing Screen Excluding Deaths, Refusals and Corrected Gestational Age <36 wks	Dried Blood Spot (DBS) Screen (Target 100%)*	DBS Screen Excluding Deaths and Refusals	Number of DBS Specimens**	Unsatisfactory DBS Specimen (Target <1%)**	DBS Collected 24-48hrs of Age (Target 100%)+	DBS Transit Time <2 Days from Collection (Target 100%)++
Livingston Regional Hospital	20	95.0%	95.0%	95.0%	95.0%	90.0%	94.7%	20	15.00%	100.0%	60.0%
Maury Regional Hospital	117	100.0%	100.0%	100.0%	100.0%	100.0%	100.0%	122	1.64%	93.4%	87.8%
Methodist Healthcare-Germantown	335	95.8%	99.4%	97.6%	99.1%	99.1%	100.0%	355	0.28%	95.0%	18.7%
Methodist Hospital-South	56	96.4%	96.4%	98.2%	98.2%	100.0%	100.0%	57	0.00%	94.7%	15.8%
Methodist Med Ctr Oak Ridge	36	100.0%	100.0%	100.0%	100.0%	100.0%	100.0%	31	0.00%	81.8%	42.9%
Metro Nashville General Hosp	21	90.5%	100.0%	95.2%	95.2%	100.0%	100.0%	24	4.17%	81.8%	96.0%
Morristown-Hamblen Healthcare	53	96.2%	96.2%	100.0%	100.0%	100.0%	100.0%	51	0.00%	98.1%	75.0%
Northcrest Medical Center	49	93.9%	95.8%	100.0%	100.0%	100.0%	100.0%	50	0.00%	98.0%	52.9%
Other Non-Birthing Hospitals	3	66.7%	100.0%	100.0%	100.0%	100.0%	100.0%	^	^	--	^
Park Ridge East Hospital	153	98.0%	99.3%	98.7%	98.7%	100.0%	100.0%	168	0.60%	90.6%	29.6%
Parkwest Medical Center	139	98.6%	98.6%	97.1%	97.1%	100.0%	100.0%	140	0.00%	97.2%	60.4%
Regional Med Ctr At Memphis	234	91.9%	95.1%	94.4%	96.5%	98.3%	98.7%	242	1.24%	92.5%	17.4%
Riverview Regional Medical Center	3	100.0%	100.0%	100.0%	100.0%	100.0%	100.0%	4	25.00%	100.0%	50.0%
Southern Tennessee Regional Health - Lawrence	22	90.9%	95.2%	90.9%	90.9%	95.5%	95.5%	21	0.00%	95.5%	36.4%
Southern Tennessee Regional Health - Pulaski	12	100.0%	100.0%	91.7%	91.7%	100.0%	100.0%	13	7.69%	91.7%	76.9%
Southern Tennessee Regional Health - Winchest	54	100.0%	100.0%	98.1%	98.1%	100.0%	100.0%	53	0.00%	96.4%	18.2%
St Francis Hospital	115	95.7%	99.1%	98.3%	99.1%	100.0%	100.0%	108	3.70%	96.4%	42.9%
St Francis Hospital - Bartlett	38	97.4%	100.0%	97.4%	97.4%	100.0%	100.0%	36	5.56%	91.7%	29.7%
St. Thomas Midtown	529	97.5%	99.2%	98.9%	98.9%	100.0%	100.0%	559	5.55%	96.5%	87.6%
St. Thomas River Park Hospital	38	100.0%	100.0%	100.0%	100.0%	100.0%	100.0%	36	2.78%	94.7%	86.8%
St. Thomas Rutherford Hospital	315	97.5%	99.0%	100.0%	100.0%	99.7%	100.0%	330	0.61%	94.8%	89.2%
Stonecrest Medical Center	88	94.3%	98.8%	100.0%	100.0%	100.0%	100.0%	90	1.11%	94.3%	72.8%
Sumner Regional Medical Center	68	95.6%	100.0%	98.5%	98.5%	100.0%	100.0%	67	0.00%	98.5%	35.8%
Sweetwater Hospital Assoc	28	100.0%	100.0%	100.0%	100.0%	100.0%	100.0%	27	0.00%	96.3%	51.9%
Tennova Healthcare Harton-Tullahoma	32	100.0%	100.0%	100.0%	100.0%	100.0%	100.0%	32	0.00%	96.9%	37.5%
Tennova Healthcare Newport Medical Center	8	100.0%	100.0%	100.0%	100.0%	100.0%	100.0%	8	0.00%	100.0%	25.0%
Tennova Healthcare-Clarksville	160	89.4%	96.0%	99.4%	100.0%	100.0%	100.0%	156	0.64%	95.7%	37.0%

\*Reported by birthing facility based on date of BIRTH. Screens could have been performed in a facility other than the birth hospital.

\*\*Reported by submitting facility based on date of COLLECTION of the specimen submitted. Excluded specimens collected < 24 hours of age.

+Reported by submitting facility based on date of COLLECTION of the 1st specimen submitted for an infant. Excluded records missing information on age at collection.

++Reported by submitting facility based on date of COLLECTION. Included initial specimen and repeats. Excluded records missing information on transit time.

-- No births reported. Vanderbilt NICU births were listed under Vanderbilt University Medical Center, Johnson City Medical Center NICU births were listed under Johnson City Medical Center. East Tennessee Children's Hospital and LeBonheur Children's Hospital are not birthing hospitals, therefore, no births were reported.

^ No specimens collected.

# Tennessee Department of Health Newborn Screening Program

Performance Data by Facility  
6/1/2019 - 6/30/2019

Name of Birthing or Submitting Facility	Number of Births*	Critical Congenital Heart Disease (CCHD) Screen (Target 100%)*	CCHD Screen Excluding Deaths, Refusals, Echoed, On O2 and Pre-screen Diagnosis	Hearing Screen (Target 100%)*	Hearing Screen Excluding Deaths, Refusals and Corrected Gestational Age <36 wks	Dried Blood Spot (DBS) Screen (Target 100%)*	DBS Screen Excluding Deaths and Refusals	Number of DBS Specimens**	Unsatisfactory DBS Specimen (Target <1%)**	DBS Collected 24-48hrs of Age (Target 100%)+	DBS Transit Time <2 Days from Collection (Target 100%)++
Tennova Healthcare-Cleveland	68	97.1%	98.5%	97.1%	97.1%	100.0%	100.0%	74	2.70%	89.0%	56.8%
The Farm Midwifery Center	2	100.0%	100.0%	100.0%	100.0%	100.0%	100.0%	1	0.00%	0.0%	0.0%
Tristar Centennial Medical Center	257	91.1%	97.5%	95.7%	97.6%	98.8%	100.0%	321	1.87%	95.7%	95.3%
Tristar Horizon Medical Center	36	100.0%	100.0%	100.0%	100.0%	100.0%	100.0%	36	2.78%	94.3%	75.0%
Tristar Summit Medical Center	105	97.1%	98.1%	97.1%	98.1%	100.0%	100.0%	101	1.98%	97.1%	43.7%
UT Medical Center	342	93.6%	100.0%	98.5%	98.5%	100.0%	100.0%	360	0.28%	96.3%	32.0%
Vanderbilt University Hospital-NICU	--	--	--	--	--	--	--	115	0.00%	--	76.0%
Vanderbilt University Medical Center	364	88.7%	98.5%	97.0%	98.1%	99.2%	99.7%	300	0.33%	99.7%	60.5%
Vanderbilt Wilson County Hospital	43	95.3%	100.0%	100.0%	100.0%	100.0%	100.0%	45	4.44%	95.5%	73.9%
Wellmont Holston Valley Medical Center	57	86.0%	100.0%	94.7%	96.4%	98.2%	100.0%	62	6.45%	95.0%	22.2%
West Tennessee Healthcare Dyersburg Hospital	36	100.0%	100.0%	100.0%	100.0%	100.0%	100.0%	38	2.63%	92.3%	76.9%
West Tennessee Healthcare Volunteer Hospital	30	100.0%	100.0%	100.0%	100.0%	100.0%	100.0%	32	3.13%	100.0%	68.8%
Williamson Medical Center	131	99.2%	100.0%	98.5%	98.5%	100.0%	100.0%	133	0.00%	99.2%	45.5%

\*Reported by birthing facility based on date of BIRTH. Screens could have been performed in a facility other than the birth hospital.

\*\*Reported by submitting facility based on date of COLLECTION of the specimen submitted. Excluded specimens collected < 24 hours of age.

+Reported by submitting facility based on date of COLLECTION of the 1st specimen submitted for an infant. Excluded records missing information on age at collection.

++Reported by submitting facility based on date of COLLECTION. Included initial specimen and repeats. Excluded records missing information on transit time.

-- No births reported. Vanderbilt NICU births were listed under Vanderbilt University Medical Center, Johnson City Medical Center NICU births were listed under Johnson City Medical Center. East Tennessee Children's Hospital and LeBonheur Children's Hospital are not birthing hospitals, therefore, no births were reported.

^ No specimens collected.