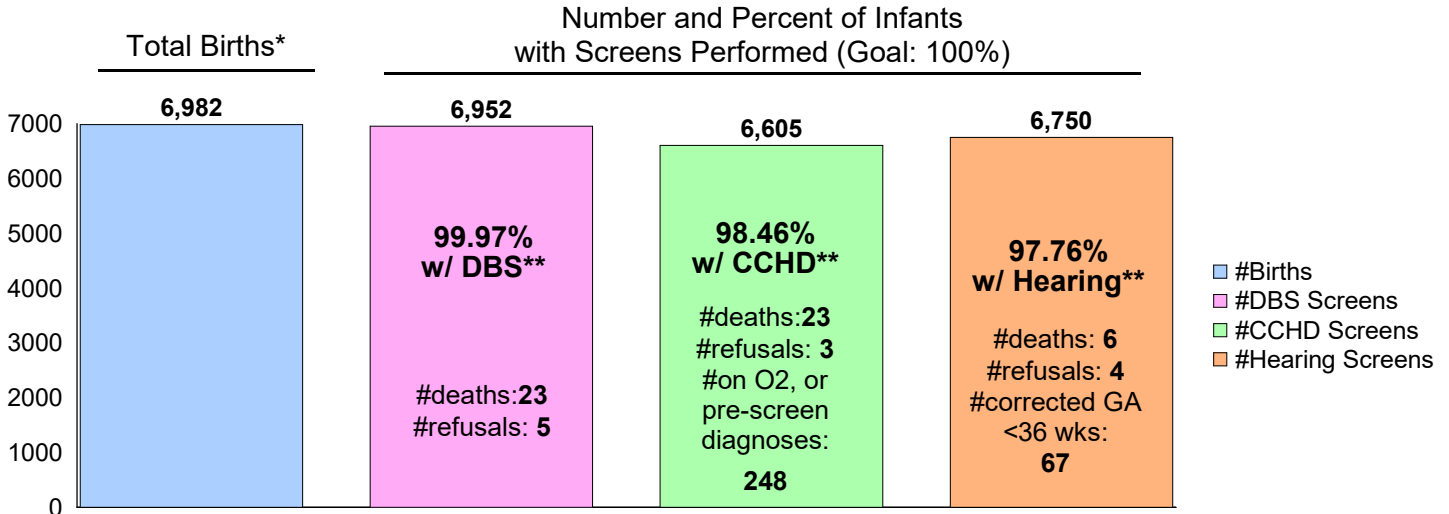


Tennessee Newborn Screening Program Report for STATE OF TENNESSEE (Hospitals Only)

Tennessee State Law (TCA 68-5-401) **requires** that all infants born in the State of Tennessee receive screening for certain conditions using a dried blood spot (DBS) screen, for critical congenital heart disease (CCHD) using pulse oximetry and for congenital hearing loss via hearing screening. Contact us with any questions: 615-532-8462.

Screens Performed for Date of BIRTH Range: 6/1/2020 - 6/30/2020



*Total births include number of infants born in Tennessee hospitals. Screens could have been performed in a facility other than the birth hospital.

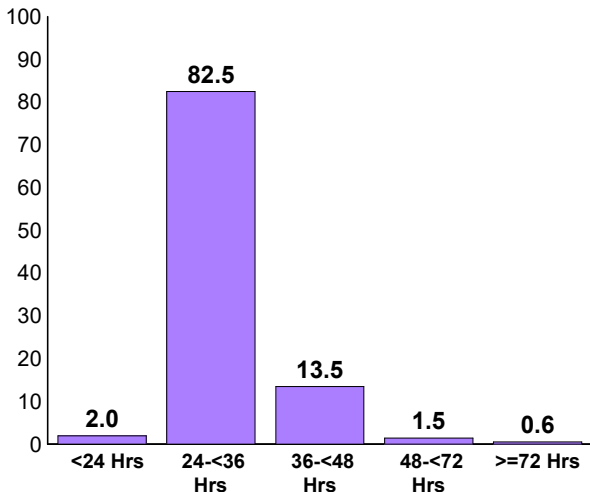
**Excludes births without a screen due to death within two days of birth, refusal, on O2, echoed, or pre-screen diagnosis. Babies with corrected gestational age less than 36 weeks were also excluded for hearing screening.

Unsatisfactory Specimen Rate for Date of COLLECTION Range: 6/1/2020 - 6/30/2020

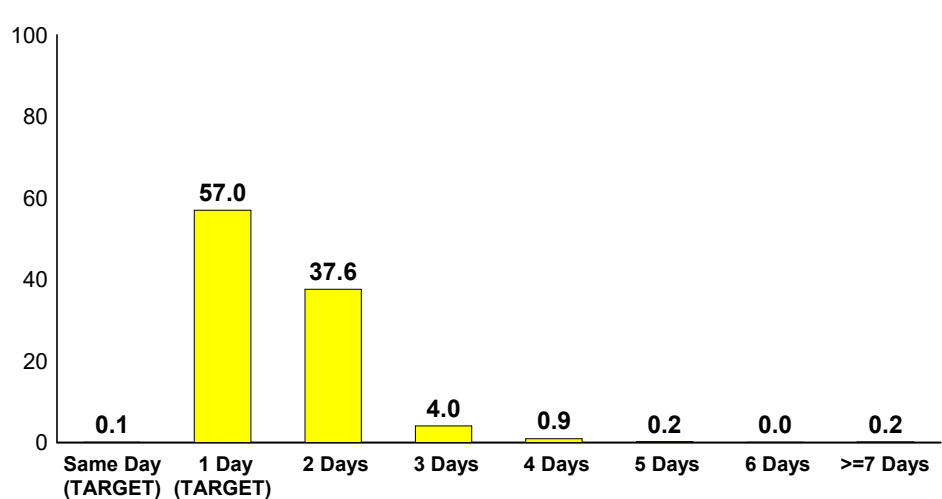
The unsatisfactory specimen rate of the DBS submitted for the State (hospitals only): 1.58% (Goal <1%)

Age at Collection and Transit Time Rates for Date of COLLECTION Range: 6/1/2020 - 6/30/2020

Age at Initial DBS Collection (%)
Target: Collected between 24-36 hrs of age*



Transit Time from DBS Collection to the State Lab (%)
(Initial and Repeats)
Target: Arrive in lab <2 days from collection*



Age at collection and transit time data are for specimens collected by hospitals. For transit time: Same Day means specimen arrived the same day as collection, 1 Day means specimen arrived one day after collection, 2 Days means specimen arrived 2 days after collection etc.

Tennessee Department of Health Newborn Screening Program

Performance Data by Facility
6/1/2020 - 6/30/2020

Name of Birthing or Submitting Facility	Number of Births*	Critical Congenital Heart Disease (CCHD) Screen (Target 100%)*	CCHD Screen Excluding Deaths, Refusals, Echoed, On O2 and Pre-screen Diagnosis	Hearing Screen (Target 100%)*	Hearing Screen Excluding Deaths, Refusals and Corrected Gestational Age <36 wks	Dried Blood Spot (DBS) Screen (Target 100%)*	DBS Screen Excluding Deaths and Refusals	Number of DBS Specimens**	Unsatisfactory DBS Specimen (Target <1%)**	DBS Collected 24-36 hrs of Age (Target 100%)+	DBS Transit Time <2 Days from Collection (Target 100%)++
All Tennessee Hospitals	6,982	94.6%	98.5%	96.7%	97.8%	99.6%	100.0%	7,031	1.58%	82.5%	57.0%
Athens Regional Medical Center	16	93.8%	100.0%	100.0%	100.0%	100.0%	100.0%	16	6.25%	0.0%	58.8%
Baby & Co Nashville	19	100.0%	100.0%	100.0%	100.0%	100.0%	100.0%	14	7.14%	86.7%	86.7%
Ballad Health Bristol Regional Medical Center	110	97.3%	99.1%	100.0%	100.0%	100.0%	100.0%	104	0.96%	98.1%	13.2%
Baptist Mem Hosp-Union City	41	95.1%	97.5%	97.6%	97.6%	100.0%	100.0%	41	9.76%	95.0%	68.3%
Baptist Memorial Hosp Memphis	461	95.7%	97.8%	97.2%	99.3%	99.8%	100.0%	472	0.64%	93.5%	52.2%
Baptist Memorial Hospital-Tipton	35	97.1%	100.0%	100.0%	100.0%	100.0%	100.0%	30	3.33%	87.9%	85.3%
Blanchfield Army Community Hospital	130	97.7%	100.0%	98.5%	98.5%	100.0%	100.0%	125	0.00%	98.4%	29.1%
Blount Memorial Hospital	65	98.5%	100.0%	98.5%	98.5%	100.0%	100.0%	62	0.00%	98.4%	58.7%
Cookeville Regional Medical	119	96.6%	97.5%	100.0%	100.0%	100.0%	100.0%	104	0.00%	94.4%	71.3%
Cumberland Medical Center	43	97.7%	97.7%	100.0%	100.0%	100.0%	100.0%	37	0.00%	90.2%	58.5%
East Tennessee Children's Hospital	--	--	--	--	--	--	--	96	1.04%	--	40.2%
Erlanger East Women's Services	225	96.9%	98.2%	98.7%	98.7%	100.0%	100.0%	220	0.45%	69.3%	63.6%
Erlanger Medical Center	207	88.9%	97.9%	87.9%	91.0%	99.0%	100.0%	236	2.97%	69.5%	66.1%
Franklin Woods Community Hospital	129	93.0%	96.8%	99.2%	99.2%	100.0%	100.0%	118	0.00%	95.8%	46.7%
Ft Sanders Regional Med Ctr	272	94.9%	96.6%	98.2%	98.5%	100.0%	100.0%	232	0.43%	98.7%	51.3%
Greeneville Community Hospital East	47	89.4%	93.3%	97.9%	97.9%	100.0%	100.0%	39	0.00%	95.1%	82.9%
Hardin Medical Center	21	90.5%	100.0%	95.2%	100.0%	100.0%	100.0%	20	20.00%	90.0%	45.0%
Hendersonville Medical Center	83	94.0%	97.5%	100.0%	100.0%	100.0%	100.0%	86	1.16%	38.8%	77.9%
Henry County Medical Center	55	92.7%	94.4%	96.4%	96.4%	100.0%	100.0%	50	2.00%	98.0%	45.1%
Indian Path Community Hospital	107	95.3%	98.1%	99.1%	100.0%	100.0%	100.0%	96	2.08%	95.0%	23.0%
Jackson-Madison Co Gen Hosp	249	94.4%	97.1%	95.6%	96.4%	99.6%	100.0%	256	0.39%	95.5%	26.8%
Johnson City Medical Center	107	83.2%	94.7%	94.4%	98.1%	97.2%	100.0%	79	7.59%	98.7%	19.0%
Johnson City Medical Center-NICU	--	--	--	--	--	--	--	62	6.45%	--	47.7%
LeBonheur Children's Hospital	1	--	--	100.0%	100.0%	100.0%	100.0%	43	0.00%	--	31.9%
LeConte Medical Center	79	97.5%	98.7%	98.7%	100.0%	100.0%	100.0%	75	4.00%	93.4%	87.5%
Lincoln Medical Center	16	81.3%	92.9%	93.8%	93.8%	93.8%	100.0%	15	6.67%	92.9%	46.7%

*Reported by birthing facility based on date of BIRTH. Screens could have been performed in a facility other than the birth hospital.

**Reported by submitting facility based on date of COLLECTION of the specimen submitted. Excluded specimens collected < 24 hours of age.

+Reported by submitting facility based on date of COLLECTION of the 1st specimen submitted for an infant. Excluded records missing information on age at collection.

++Reported by submitting facility based on date of COLLECTION. Included initial specimen and repeats. Excluded records missing information on transit time.

-- No births reported. Vanderbilt NICU births were listed under Vanderbilt University Medical Center, Johnson City Medical Center NICU births were listed under Johnson City Medical Center. East Tennessee Children's Hospital and LeBonheur Children's Hospital are not birthing hospitals, therefore, no births were reported.

^ No specimens collected.

Tennessee Department of Health Newborn Screening Program

Performance Data by Facility
6/1/2020 - 6/30/2020

Name of Birthing or Submitting Facility	Number of Births*	Critical Congenital Heart Disease (CCHD) Screen (Target 100%)*	CCHD Screen Excluding Deaths, Refusals, Echoed, On O2 and Pre-screen Diagnosis	Hearing Screen (Target 100%)*	Hearing Screen Excluding Deaths, Refusals and Corrected Gestational Age <36 wks	Dried Blood Spot (DBS) Screen (Target 100%)*	DBS Screen Excluding Deaths and Refusals	Number of DBS Specimens**	Unsatisfactory DBS Specimen (Target <1%)**	DBS Collected 24-36 hrs of Age (Target 100%)+	DBS Transit Time <2 Days from Collection (Target 100%)++
Livingston Regional Hospital	32	96.9%	96.9%	93.8%	93.8%	100.0%	100.0%	29	6.90%	93.3%	77.4%
Maury Regional Hospital	123	95.9%	100.0%	99.2%	99.2%	99.2%	100.0%	118	0.00%	75.4%	81.7%
Methodist Healthcare-Germantown	311	94.9%	99.7%	96.8%	97.4%	99.4%	100.0%	314	0.32%	85.6%	29.6%
Methodist Hospital-South	75	92.0%	94.5%	94.7%	94.7%	98.7%	98.7%	66	0.00%	90.4%	21.9%
Methodist Med Ctr Oak Ridge	26	96.2%	100.0%	100.0%	100.0%	100.0%	100.0%	24	0.00%	88.9%	63.0%
Metro Nashville General Hosp	27	88.9%	92.3%	100.0%	100.0%	100.0%	100.0%	26	0.00%	24.0%	92.3%
Morristown-Hamblen Healthcare	67	98.5%	98.5%	100.0%	100.0%	100.0%	100.0%	64	1.56%	95.4%	83.3%
Northcrest Medical Center	50	98.0%	100.0%	98.0%	98.0%	100.0%	100.0%	49	6.12%	54.2%	44.0%
Other Non-Birthing Hospitals	1	100.0%	100.0%	100.0%	100.0%	100.0%	100.0%	^	^	--	^
Park Ridge East Hospital	179	97.8%	100.0%	96.1%	96.1%	100.0%	100.0%	194	0.00%	95.0%	45.4%
Parkwest Medical Center	162	96.9%	97.5%	98.1%	98.1%	99.4%	100.0%	151	0.66%	95.5%	56.1%
Regional Med Ctr At Memphis	208	90.9%	98.4%	83.2%	86.1%	99.5%	100.0%	224	4.02%	76.4%	37.2%
Riverview Regional Medical Center	3	66.7%	66.7%	100.0%	100.0%	100.0%	100.0%	3	0.00%	100.0%	0.0%
Southern Tennessee Regional Health - Lawrence	27	96.3%	100.0%	96.3%	100.0%	92.6%	100.0%	24	0.00%	92.0%	44.0%
Southern Tennessee Regional Health - Pulaski	8	100.0%	100.0%	87.5%	87.5%	100.0%	100.0%	9	11.11%	100.0%	66.7%
Southern Tennessee Regional Health - Winchest	61	100.0%	100.0%	95.1%	95.1%	100.0%	100.0%	54	0.00%	94.3%	13.0%
St Francis Hospital	127	97.6%	98.4%	100.0%	100.0%	99.2%	100.0%	121	0.00%	99.2%	64.8%
St Francis Hospital - Bartlett	47	100.0%	100.0%	100.0%	100.0%	100.0%	100.0%	42	4.76%	93.0%	65.1%
St. Thomas Midtown	566	97.3%	100.0%	96.6%	98.2%	99.5%	100.0%	546	1.65%	57.9%	87.9%
St. Thomas River Park Hospital	40	90.0%	97.3%	100.0%	100.0%	100.0%	100.0%	37	0.00%	92.5%	72.5%
St. Thomas Rutherford Hospital	271	96.3%	99.2%	98.2%	98.9%	99.6%	100.0%	251	0.80%	70.7%	65.3%
Stonecrest Medical Center	73	95.9%	100.0%	98.6%	98.6%	100.0%	100.0%	71	1.41%	97.2%	31.0%
Sumner Regional Medical Center	76	96.1%	97.3%	97.4%	97.4%	100.0%	100.0%	73	0.00%	94.5%	39.2%
Sweetwater Hospital Assoc	33	93.9%	100.0%	93.9%	100.0%	100.0%	100.0%	30	0.00%	100.0%	46.7%
Sycamore Shoals Hospital	1	100.0%	100.0%	100.0%	100.0%	100.0%	100.0%	^	^	--	^
Tennova Healthcare Harton-Tullahoma	40	87.5%	94.6%	92.5%	92.5%	97.5%	100.0%	39	0.00%	97.4%	32.5%
Tennova Healthcare Newport Medical Center	9	100.0%	100.0%	100.0%	100.0%	100.0%	100.0%	10	0.00%	100.0%	60.0%

*Reported by birthing facility based on date of BIRTH. Screens could have been performed in a facility other than the birth hospital.

**Reported by submitting facility based on date of COLLECTION of the specimen submitted. Excluded specimens collected < 24 hours of age.

+Reported by submitting facility based on date of COLLECTION of the 1st specimen submitted for an infant. Excluded records missing information on age at collection.

++Reported by submitting facility based on date of COLLECTION. Included initial specimen and repeats. Excluded records missing information on transit time.

-- No births reported. Vanderbilt NICU births were listed under Vanderbilt University Medical Center, Johnson City Medical Center NICU births were listed under Johnson City Medical Center. East Tennessee Children's Hospital and LeBonheur Children's Hospital are not birthing hospitals, therefore, no births were reported.

^ No specimens collected.

Tennessee Department of Health Newborn Screening Program

Performance Data by Facility
6/1/2020 - 6/30/2020

Name of Birthing or Submitting Facility	Number of Births*	Critical Congenital Heart Disease (CCHD) Screen (Target 100%)*	CCHD Screen Excluding Deaths, Refusals, Echoed, On O2 and Pre-screen Diagnosis	Hearing Screen (Target 100%)*	Hearing Screen Excluding Deaths, Refusals and Corrected Gestational Age <36 wks	Dried Blood Spot (DBS) Screen (Target 100%)*	DBS Screen Excluding Deaths and Refusals	Number of DBS Specimens**	Unsatisfactory DBS Specimen (Target <1%)**	DBS Collected 24-36 hrs of Age (Target 100%)+	DBS Transit Time <2 Days from Collection (Target 100%)++
Tennova Healthcare-Clarksville	164	92.7%	99.3%	98.2%	98.8%	99.4%	100.0%	155	1.94%	91.8%	36.5%
Tennova Healthcare-Cleveland	80	97.5%	97.5%	100.0%	100.0%	100.0%	100.0%	78	2.56%	41.0%	82.1%
Tennova North Knoxville Medical Center	59	98.3%	98.3%	100.0%	100.0%	100.0%	100.0%	53	0.00%	100.0%	24.5%
Tristar Centennial Medical Center	281	92.9%	99.6%	95.0%	97.8%	99.6%	100.0%	297	1.35%	46.7%	95.6%
Tristar Horizon Medical Center	39	92.3%	97.3%	100.0%	100.0%	100.0%	100.0%	36	8.33%	89.5%	42.1%
Tristar Southern Hills Medical Center	1	100.0%	100.0%	100.0%	100.0%	100.0%	100.0%	^	^	--	^
Tristar Summit Medical Center	123	95.1%	99.2%	98.4%	98.4%	99.2%	99.2%	119	6.72%	88.1%	70.8%
UT Medical Center	358	94.1%	99.7%	97.5%	99.1%	99.2%	100.0%	362	1.93%	87.1%	56.1%
Vanderbilt University Hospital-NICU	--	--	--	--	--	--	--	125	0.80%	--	79.0%
Vanderbilt University Medical Center	371	86.5%	97.9%	93.8%	95.9%	99.5%	100.0%	298	0.34%	99.7%	73.7%
Vanderbilt Wilson County Hospital	44	100.0%	100.0%	97.7%	100.0%	100.0%	100.0%	41	4.88%	93.2%	70.5%
Wellmont Holston Valley Medical Center	1	--	--	100.0%	100.0%	100.0%	100.0%	^	^	--	^
West Tennessee Healthcare Dyersburg Hospital	37	97.3%	97.3%	94.6%	94.6%	100.0%	100.0%	29	10.34%	26.7%	90.0%
West Tennessee Healthcare Volunteer Hospital	8	100.0%	100.0%	100.0%	100.0%	100.0%	100.0%	7	14.29%	62.5%	87.5%
Williamson Medical Center	136	97.8%	100.0%	97.8%	100.0%	100.0%	100.0%	134	0.00%	83.7%	49.6%

*Reported by birthing facility based on date of BIRTH. Screens could have been performed in a facility other than the birth hospital.

**Reported by submitting facility based on date of COLLECTION of the specimen submitted. Excluded specimens collected < 24 hours of age.

+Reported by submitting facility based on date of COLLECTION of the 1st specimen submitted for an infant. Excluded records missing information on age at collection.

++Reported by submitting facility based on date of COLLECTION. Included initial specimen and repeats. Excluded records missing information on transit time.

-- No births reported. Vanderbilt NICU births were listed under Vanderbilt University Medical Center, Johnson City Medical Center NICU births were listed under Johnson City Medical Center. East Tennessee Children's Hospital and LeBonheur Children's Hospital are not birthing hospitals, therefore, no births were reported.

^ No specimens collected.