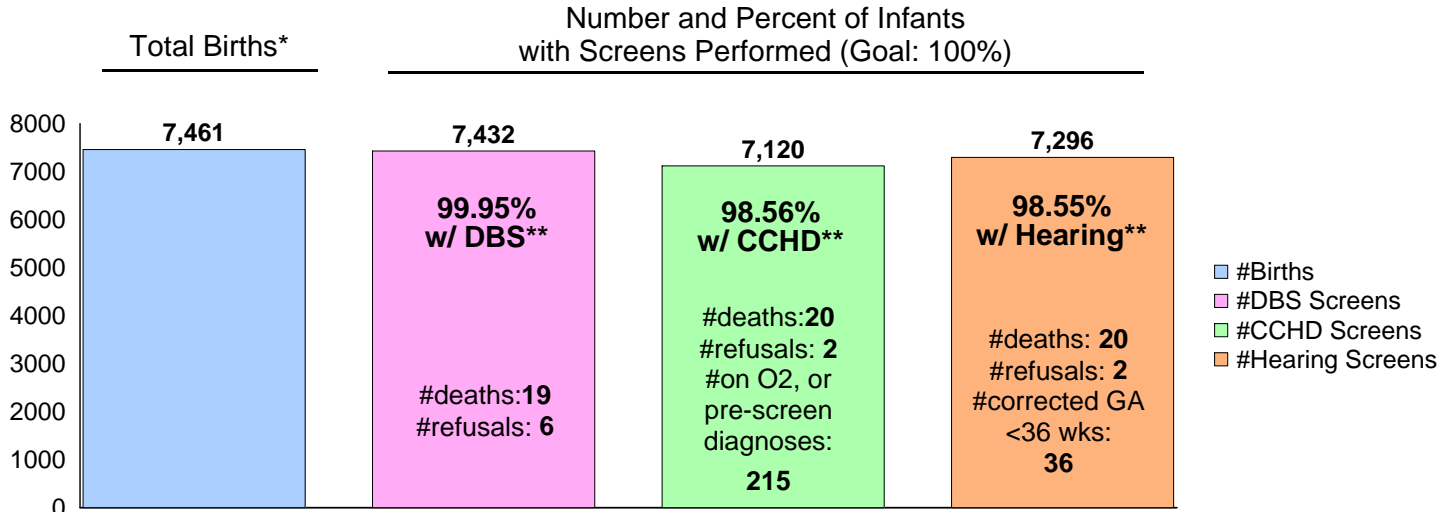


# Tennessee Newborn Screening Program Report for STATE OF TENNESSEE (Hospitals Only)

Tennessee State Law (TCA 68-5-401) **requires** that all infants born in the State of Tennessee receive screening for certain conditions using a dried blood spot (DBS) screen, for critical congenital heart disease (CCHD) using pulse oximetry and for congenital hearing loss via hearing screening. Contact us with any questions: 615-532-8462.

## Screens Performed for Date of BIRTH Range: 7/1/2019 - 7/31/2019



\*Total births include number of infants born in Tennessee hospitals. Screens could have been performed in a facility other than the birth hospital.

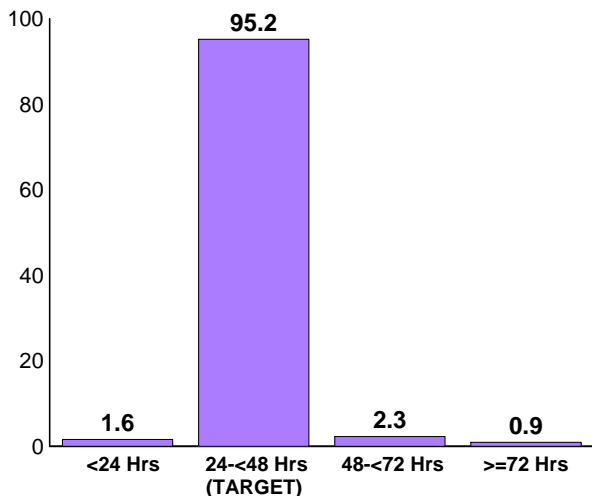
\*\*Excludes births without a screen due to death within two days of birth, refusal, on O2, echoed, or pre-screen diagnosis. Babies with corrected gestational age less than 36 weeks were also excluded for hearing screening.

## Unsatisfactory Specimen Rate for Date of COLLECTION Range: 7/1/2019 - 7/31/2019

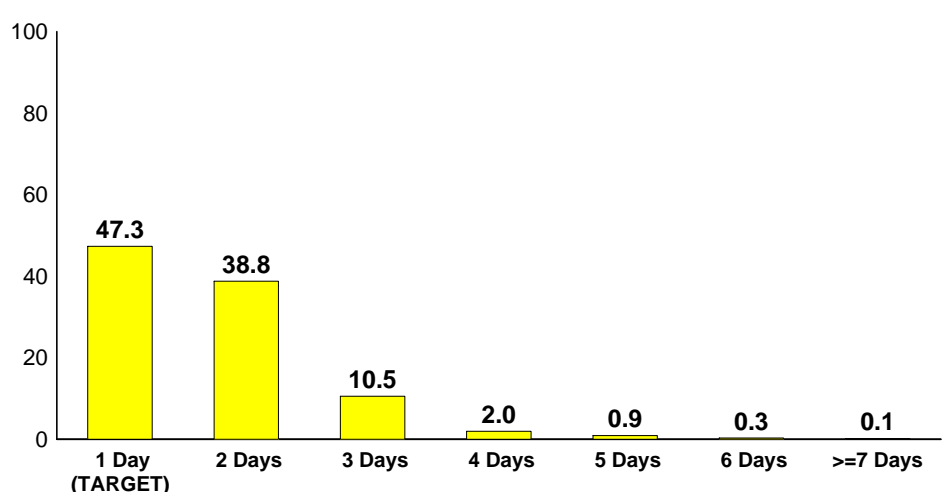
The unsatisfactory specimen rate of the DBS submitted for the State (hospitals only): 1.78% (Goal <1%)

## Age at Collection and Transit Time Rates for Date of COLLECTION Range: 7/1/2019 - 7/31/2019

Age at Initial DBS Collection (%)  
Target: Collected between 24-48 hrs of age\*



Transit Time from DBS Collection to the State Lab (%)  
(Initial and Repeats)  
Target: Arrive in lab <2 days from collection\*



Age at collection and transit time data are for specimens collected by hospitals. For transit time: Same Day means specimen arrived the same day as collection, 1 Day means specimen arrived one day after collection, 2 Days means specimen arrived 2 days after collection etc.

# Tennessee Department of Health Newborn Screening Program

Performance Data by Facility  
7/1/2019 - 7/31/2019

Name of Birthing or Submitting Facility	Number of Births*	Critical Congenital Heart Disease (CCHD) Screen (Target 100%)*	CCHD Screen Excluding Deaths, Refusals, Echoed, On O2 and Pre-screen Diagnosis	Hearing Screen (Target 100%)*	Hearing Screen Excluding Deaths, Refusals and Corrected Gestational Age <36 wks	Dried Blood Spot (DBS) Screen (Target 100%)*	DBS Screen Excluding Deaths and Refusals	Number of DBS Specimens**	Unsatisfactory DBS Specimen (Target <1%)**	DBS Collected 24-48hrs of Age (Target 100%)+	DBS Transit Time <2 Days from Collection (Target 100%)++
<b>All Tennessee Hospitals</b>	<b>7,461</b>	<b>95.4%</b>	<b>98.6%</b>	<b>97.8%</b>	<b>98.6%</b>	<b>99.6%</b>	<b>99.9%</b>	<b>7,583</b>	<b>1.78%</b>	<b>95.2%</b>	<b>47.3%</b>
Athens Regional Medical Center	44	100.0%	100.0%	100.0%	100.0%	100.0%	100.0%	40	2.50%	92.5%	56.1%
Baby & Co Nashville	21	95.2%	95.2%	95.2%	95.2%	95.2%	100.0%	20	0.00%	100.0%	95.0%
Ballad Health Bristol Regional Medical Center	91	96.7%	98.9%	100.0%	100.0%	100.0%	100.0%	85	8.24%	97.7%	35.6%
Baptist Mem Hosp-Union City	28	96.4%	96.4%	100.0%	100.0%	100.0%	100.0%	25	0.00%	100.0%	40.0%
Baptist Memorial Hosp Memphis	499	95.6%	97.9%	97.8%	98.2%	99.6%	100.0%	499	2.61%	96.7%	39.5%
Baptist Memorial Hospital-Tipton	33	90.9%	90.9%	97.0%	97.0%	97.0%	97.0%	30	13.33%	93.8%	59.4%
Blanchfield Army Community Hospital	144	97.2%	97.9%	99.3%	99.3%	100.0%	100.0%	140	2.14%	96.5%	27.6%
Blount Memorial Hospital	46	97.8%	97.8%	100.0%	100.0%	100.0%	100.0%	47	0.00%	97.9%	52.1%
Cookeville Regional Medical	145	97.2%	100.0%	99.3%	99.3%	100.0%	100.0%	144	1.39%	95.8%	66.4%
Cumberland Medical Center	52	98.1%	100.0%	100.0%	100.0%	100.0%	100.0%	49	0.00%	98.0%	68.0%
East Tennessee Children's Hospital	--	--	--	--	--	--	--	103	0.00%	--	28.0%
Erlanger East Women's Services	267	98.1%	98.5%	100.0%	100.0%	100.0%	100.0%	257	0.78%	94.0%	52.7%
Erlanger Medical Center	247	93.1%	97.5%	93.9%	96.7%	99.6%	99.6%	275	1.45%	91.5%	41.8%
Franklin Woods Community Hospital	123	97.6%	99.2%	98.4%	99.2%	98.4%	100.0%	113	0.00%	98.3%	29.6%
Ft Sanders Regional Med Ctr	269	94.8%	96.6%	97.8%	98.5%	99.6%	100.0%	234	0.00%	99.1%	6.0%
Greeneville Community Hospital East	40	100.0%	100.0%	100.0%	100.0%	100.0%	100.0%	41	14.63%	100.0%	56.1%
Hardin Medical Center	31	100.0%	100.0%	100.0%	100.0%	100.0%	100.0%	28	0.00%	93.3%	20.0%
Hendersonville Medical Center	106	94.3%	99.0%	100.0%	100.0%	100.0%	100.0%	102	1.96%	91.2%	76.7%
Henry County Medical Center	69	94.2%	97.0%	98.6%	98.6%	100.0%	100.0%	63	1.59%	90.5%	33.8%
Indian Path Community Hospital	75	96.0%	100.0%	100.0%	100.0%	100.0%	100.0%	64	6.25%	95.5%	40.3%
Jackson-Madison Co Gen Hosp	302	94.4%	99.3%	98.0%	99.0%	99.7%	100.0%	303	0.99%	97.6%	14.9%
Johnson City Medical Center	114	92.1%	97.2%	96.5%	97.3%	100.0%	100.0%	85	2.35%	93.0%	5.7%
Johnson City Medical Center-NICU	--	--	--	--	--	--	--	46	4.35%	--	10.9%
LeBonheur Children's Hospital	--	--	--	--	--	--	--	56	3.57%	--	24.6%
LeConte Medical Center	109	96.3%	96.3%	99.1%	99.1%	100.0%	100.0%	105	4.76%	95.3%	22.9%
Lincoln Medical Center	21	100.0%	100.0%	100.0%	100.0%	100.0%	100.0%	23	0.00%	100.0%	82.6%

\*Reported by birthing facility based on date of BIRTH. Screens could have been performed in a facility other than the birth hospital.

\*\*Reported by submitting facility based on date of COLLECTION of the specimen submitted. Excluded specimens collected < 24 hours of age.

+Reported by submitting facility based on date of COLLECTION of the 1st specimen submitted for an infant. Excluded records missing information on age at collection.

++Reported by submitting facility based on date of COLLECTION. Included initial specimen and repeats. Excluded records missing information on transit time.

-- No births reported. Vanderbilt NICU births were listed under Vanderbilt University Medical Center, Johnson City Medical Center NICU births were listed under Johnson City Medical Center. East Tennessee Children's Hospital and LeBonheur Children's Hospital are not birthing hospitals, therefore, no births were reported.

^ No specimens collected.

# Tennessee Department of Health Newborn Screening Program

Performance Data by Facility  
7/1/2019 - 7/31/2019

Name of Birthing or Submitting Facility	Number of Births*	Critical Congenital Heart Disease (CCHD) Screen (Target 100%)*	CCHD Screen Excluding Deaths, Refusals, Echoed, On O2 and Pre-screen Diagnosis	Hearing Screen (Target 100%)*	Hearing Screen Excluding Deaths, Refusals and Corrected Gestational Age <36 wks	Dried Blood Spot (DBS) Screen (Target 100%)*	DBS Screen Excluding Deaths and Refusals	Number of DBS Specimens**	Unsatisfactory DBS Specimen (Target <1%)**	DBS Collected 24-48hrs of Age (Target 100%)+	DBS Transit Time <2 Days from Collection (Target 100%)++
Livingston Regional Hospital	34	94.1%	100.0%	94.1%	100.0%	94.1%	100.0%	27	29.63%	92.6%	58.6%
Maury Regional Hospital	118	98.3%	99.1%	99.2%	100.0%	99.2%	100.0%	116	0.86%	97.4%	77.8%
Methodist Healthcare-Germantown	350	96.0%	99.7%	96.3%	97.1%	100.0%	100.0%	360	0.00%	95.3%	15.7%
Methodist Hospital-South	62	96.8%	96.8%	96.8%	96.8%	100.0%	100.0%	60	0.00%	90.5%	18.8%
Methodist Med Ctr Oak Ridge	35	97.1%	100.0%	100.0%	100.0%	100.0%	100.0%	36	2.78%	83.3%	31.6%
Metro Nashville General Hosp	36	94.4%	100.0%	100.0%	100.0%	100.0%	100.0%	30	6.67%	100.0%	80.0%
Morristown-Hamblen Healthcare	72	98.6%	100.0%	100.0%	100.0%	100.0%	100.0%	61	0.00%	96.8%	66.7%
Northcrest Medical Center	45	95.6%	100.0%	100.0%	100.0%	100.0%	100.0%	43	0.00%	95.5%	28.9%
Other Non-Birthing Hospitals	1	--	--	--	--	--	--	^	^	--	^
Park Ridge East Hospital	156	93.6%	98.6%	97.4%	98.1%	99.4%	100.0%	159	1.26%	97.4%	36.3%
Parkwest Medical Center	151	99.3%	100.0%	98.7%	98.7%	100.0%	100.0%	143	0.70%	95.9%	57.4%
Regional Med Ctr At Memphis	248	91.5%	95.8%	91.5%	94.2%	98.8%	99.6%	246	1.63%	94.8%	10.8%
Riverview Regional Medical Center	6	100.0%	100.0%	100.0%	100.0%	100.0%	100.0%	9	22.22%	100.0%	44.4%
Roane Medical Center	1	100.0%	100.0%	100.0%	100.0%	100.0%	100.0%	^	^	--	^
Southern Tennessee Regional Health - Lawrence	34	97.1%	100.0%	100.0%	100.0%	100.0%	100.0%	30	0.00%	96.8%	16.1%
Southern Tennessee Regional Health - Pulaski	16	87.5%	93.3%	81.3%	81.3%	100.0%	100.0%	13	0.00%	81.3%	43.8%
Southern Tennessee Regional Health - Winchest	57	100.0%	100.0%	94.7%	94.7%	100.0%	100.0%	51	0.00%	100.0%	27.5%
St Francis Hospital	119	97.5%	99.1%	96.6%	97.5%	99.2%	100.0%	119	2.52%	99.1%	47.1%
St Francis Hospital - Bartlett	41	97.6%	100.0%	97.6%	100.0%	100.0%	100.0%	42	0.00%	97.6%	34.9%
St. Thomas Midtown	606	97.0%	99.5%	98.5%	100.0%	99.3%	100.0%	612	4.74%	98.1%	83.8%
St. Thomas River Park Hospital	34	100.0%	100.0%	100.0%	100.0%	100.0%	100.0%	36	0.00%	100.0%	77.8%
St. Thomas Rutherford Hospital	312	99.0%	99.7%	100.0%	100.0%	100.0%	100.0%	302	0.00%	95.4%	87.1%
Stonecrest Medical Center	90	94.4%	98.8%	100.0%	100.0%	100.0%	100.0%	88	0.00%	97.7%	63.6%
Sumner Regional Medical Center	64	95.3%	100.0%	100.0%	100.0%	100.0%	100.0%	62	0.00%	100.0%	33.9%
Sweetwater Hospital Assoc	21	95.2%	95.2%	100.0%	100.0%	100.0%	100.0%	21	0.00%	100.0%	28.6%
Takoma Regional Hospital	--	--	--	--	--	--	--	2	0.00%	100.0%	100.0%
Tennova Healthcare Harton-Tullahoma	50	100.0%	100.0%	98.0%	98.0%	100.0%	100.0%	48	2.08%	94.1%	15.7%

\*Reported by birthing facility based on date of BIRTH. Screens could have been performed in a facility other than the birth hospital.

\*\*Reported by submitting facility based on date of COLLECTION of the specimen submitted. Excluded specimens collected < 24 hours of age.

+Reported by submitting facility based on date of COLLECTION of the 1st specimen submitted for an infant. Excluded records missing information on age at collection.

++Reported by submitting facility based on date of COLLECTION. Included initial specimen and repeats. Excluded records missing information on transit time.

-- No births reported. Vanderbilt NICU births were listed under Vanderbilt University Medical Center, Johnson City Medical Center NICU births were listed under Johnson City Medical Center. East Tennessee Children's Hospital and LeBonheur Children's Hospital are not birthing hospitals, therefore, no births were reported.

^ No specimens collected.

# Tennessee Department of Health Newborn Screening Program

Performance Data by Facility  
7/1/2019 - 7/31/2019

Name of Birthing or Submitting Facility	Number of Births*	Critical Congenital Heart Disease (CCHD) Screen (Target 100%)*	CCHD Screen Excluding Deaths, Refusals, Echoed, On O2 and Pre-screen Diagnosis	Hearing Screen (Target 100%)*	Hearing Screen Excluding Deaths, Refusals and Corrected Gestational Age <36 wks	Dried Blood Spot (DBS) Screen (Target 100%)*	DBS Screen Excluding Deaths and Refusals	Number of DBS Specimens**	Unsatisfactory DBS Specimen (Target <1%)**	DBS Collected 24-48hrs of Age (Target 100%)+	DBS Transit Time <2 Days from Collection (Target 100%)++
Tennova Healthcare Newport Medical Center	18	100.0%	100.0%	100.0%	100.0%	100.0%	100.0%	18	0.00%	100.0%	61.1%
Tennova Healthcare-Clarksville	175	94.3%	99.4%	100.0%	100.0%	100.0%	100.0%	166	0.60%	98.2%	35.5%
Tennova Healthcare-Cleveland	94	98.9%	100.0%	100.0%	100.0%	100.0%	100.0%	93	0.00%	85.4%	75.3%
The Farm Midwifery Center	1	100.0%	100.0%	--	--	100.0%	100.0%	^	^	--	^
Tristar Centennial Medical Center	294	89.8%	97.4%	96.6%	99.3%	99.7%	100.0%	325	1.23%	95.5%	88.5%
Tristar Horizon Medical Center	41	100.0%	100.0%	97.6%	97.6%	100.0%	100.0%	42	7.14%	95.2%	66.7%
Tristar Summit Medical Center	116	95.7%	97.4%	100.0%	100.0%	100.0%	100.0%	113	0.00%	96.4%	50.9%
UT Medical Center	423	92.9%	98.7%	95.0%	95.7%	99.5%	100.0%	423	1.42%	94.9%	46.4%
Vanderbilt University Hospital-NICU	--	--	--	--	--	--	--	132	1.52%	--	60.0%
Vanderbilt University Medical Center	384	90.6%	97.5%	96.6%	97.9%	99.2%	100.0%	307	0.33%	99.3%	56.0%
Vanderbilt Wilson County Hospital	28	96.4%	96.4%	96.4%	96.4%	100.0%	100.0%	28	3.57%	96.3%	78.6%
Wellmont Holston Valley Medical Center	50	90.0%	97.8%	98.0%	98.0%	98.0%	98.0%	58	0.00%	100.0%	17.2%
West Tennessee Healthcare Dyersburg Hospital	41	95.1%	97.5%	100.0%	100.0%	100.0%	100.0%	31	0.00%	96.9%	78.1%
West Tennessee Healthcare Volunteer Hospital	28	100.0%	100.0%	100.0%	100.0%	100.0%	100.0%	28	0.00%	96.4%	78.6%
Williamson Medical Center	133	97.7%	100.0%	100.0%	100.0%	100.0%	100.0%	126	0.00%	96.1%	41.9%

\*Reported by birthing facility based on date of BIRTH. Screens could have been performed in a facility other than the birth hospital.

\*\*Reported by submitting facility based on date of COLLECTION of the specimen submitted. Excluded specimens collected < 24 hours of age.

+Reported by submitting facility based on date of COLLECTION of the 1st specimen submitted for an infant. Excluded records missing information on age at collection.

++Reported by submitting facility based on date of COLLECTION. Included initial specimen and repeats. Excluded records missing information on transit time.

-- No births reported. Vanderbilt NICU births were listed under Vanderbilt University Medical Center, Johnson City Medical Center NICU births were listed under Johnson City Medical Center. East Tennessee Children's Hospital and LeBonheur Children's Hospital are not birthing hospitals, therefore, no births were reported.

^ No specimens collected.