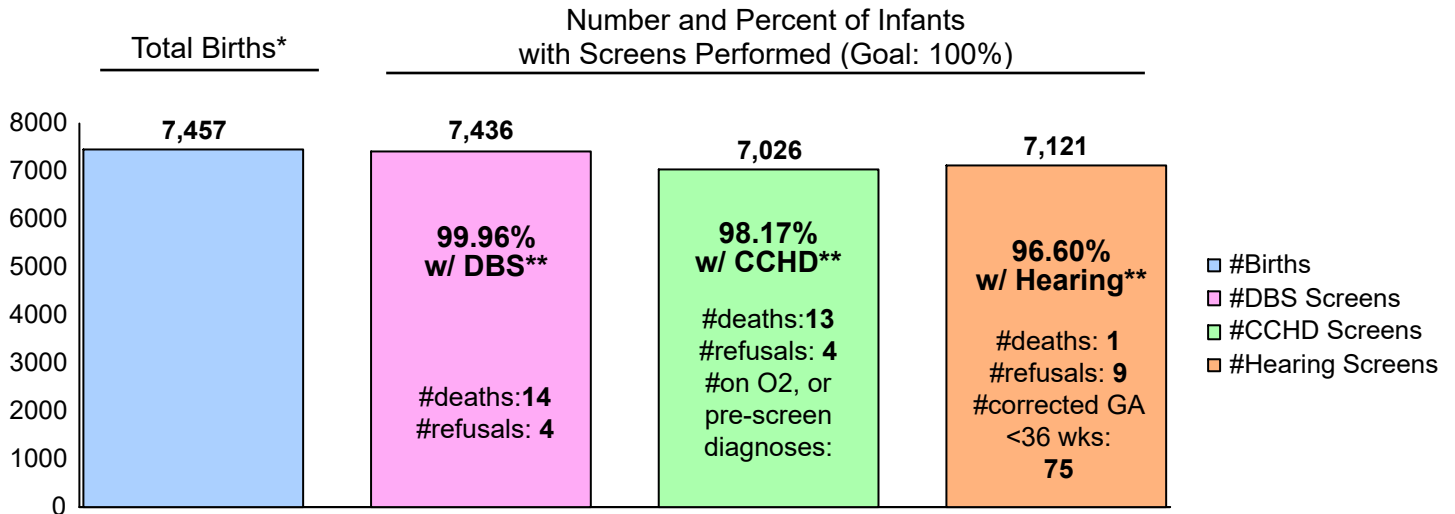


Tennessee Newborn Screening Program Report for STATE OF TENNESSEE (Hospitals Only)

Tennessee State Law (TCA 68-5-401) **requires** that all infants born in the State of Tennessee receive screening for certain conditions using a dried blood spot (DBS) screen, for critical congenital heart disease (CCHD) using pulse oximetry and for congenital hearing loss via hearing screening. Contact us with any questions: 615-532-8462.

Screens Performed for Date of BIRTH Range: 7/1/2021 - 7/31/2021



*Total births include number of infants born in Tennessee hospitals. Screens could have been performed in a facility other than the birth hospital.

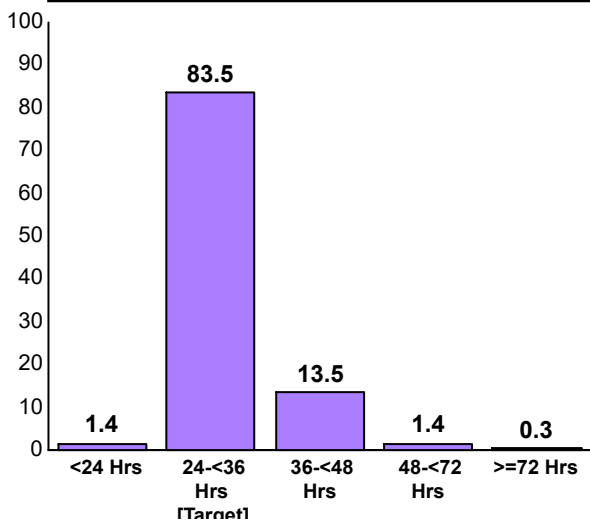
**Excludes births without a screen due to death within two days of birth, refusal, on O2, echoed, or pre-screen diagnosis. Babies with

Unsatisfactory Specimen Rate for Date of COLLECTION Range: 7/1/2021 - 7/31/2021

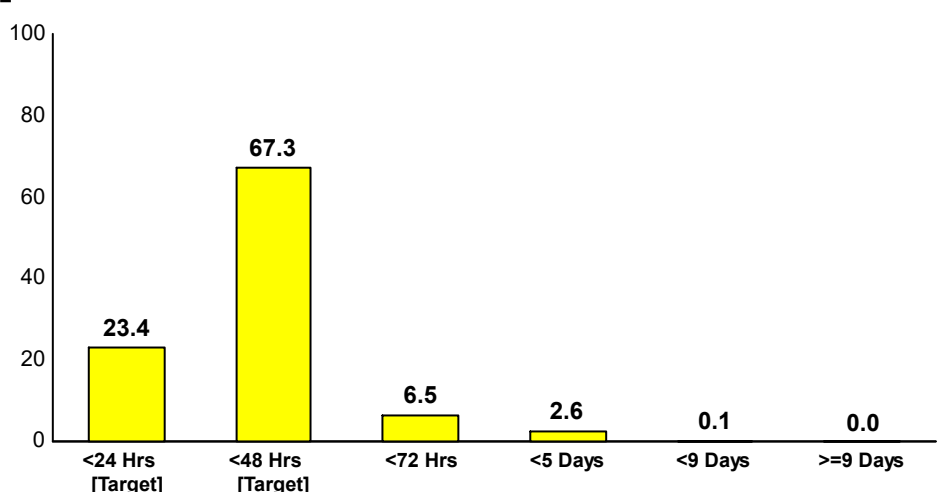
The unsatisfactory specimen rate of the DBS submitted for the State (hospitals only): 1.60% (Goal <1%)

Age at Collection and Transit Time Rates for Date of COLLECTION Range: 7/1/2021 - 7/31/2021

Age at Initial DBS Collection (%)
Target: Collected between 24-36 hrs of age



Transit Time from DBS Collection to the State Lab (%)
(Initial and Repeats)
Target: Arrive in lab <48 hrs from collection



Tennessee Department of Health Newborn Screening Program

Performance Data by Facility
7/1/2021 - 7/31/2021

Name of Birthing or Submitting Facility	Number of Births*	Critical Congenital Heart Disease (CCHD) Screen (Target 100%)*	CCHD Screen Excluding Deaths, Refusals, Echoed, On O2 and Pre-screen Diagnosis	Hearing Screen (Target 100%)*	Hearing Screen Excluding Deaths, Refusals and Corrected Gestational Age <36 wks	Dried Blood Spot (DBS) Screen (Target 100%)*	DBS Screen Excluding Deaths and Refusals	Number of DBS Specimens**	Unsatisfactory DBS Specimen (Target <1%)**	DBS Collected 24-36 hrs of Age (Target 100%)+	DBS Transit Time <2 Days from Collection (Target 100%)++
All Tennessee Hospitals	7,457	94.2%	98.2%	95.5%	96.6%	99.7%	100.0%	7,827	1.60%	83.5%	57.5%
Athens Reg. Med Ctr	26	96.2%	96.2%	92.3%	96.0%	96.2%	100.0%	24	0.00%	4.3%	58.3%
Baby & Co Nashville	31	96.8%	96.8%	100.0%	100.0%	100.0%	100.0%	26	3.85%	66.7%	44.4%
Ballad Health Bristol Reg. Med Ctr	97	94.8%	96.8%	99.0%	100.0%	100.0%	100.0%	98	2.04%	100.0%	26.3%
Baptist Mem Hosp-Union City	56	96.4%	100.0%	96.4%	96.4%	100.0%	100.0%	57	0.00%	77.2%	82.5%
Baptist Memorial Hosp Memphis	487	93.8%	97.6%	95.3%	97.5%	99.8%	100.0%	488	1.43%	92.0%	49.6%
Baptist Memorial Hosp-Tipton	20	100.0%	100.0%	100.0%	100.0%	100.0%	100.0%	21	4.76%	95.5%	22.7%
Blanchfield Army Community Hosp	144	97.2%	100.0%	99.3%	99.3%	100.0%	100.0%	143	0.00%	98.6%	57.9%
Blount Memorial Hosp	68	97.1%	100.0%	92.6%	92.6%	100.0%	100.0%	66	0.00%	87.5%	51.4%
Cookeville Reg. Medical	--	--	--	--	--	--	--	136	0.00%	98.5%	47.8%
Cumberland Med Ctr	56	94.6%	98.1%	96.4%	98.2%	100.0%	100.0%	55	0.00%	93.2%	74.6%
East Tn Children's Hosp	--	--	--	--	--	--	--	136	0.74%	--	38.3%
Erlanger East Women's Services	250	97.6%	98.8%	98.8%	98.8%	100.0%	100.0%	266	0.75%	71.7%	62.0%
Erlanger Med Ctr	199	85.4%	92.9%	92.0%	95.8%	99.5%	100.0%	212	2.36%	71.6%	72.7%
Franklin Woods Community Hosp	184	95.7%	98.3%	100.0%	100.0%	100.0%	100.0%	178	1.69%	97.2%	52.0%
Ft Sanders Reg. Med Ctr	285	93.7%	95.7%	92.3%	93.6%	99.3%	100.0%	251	1.20%	99.6%	35.5%
Greeneville Community Hosp East	39	100.0%	100.0%	94.9%	100.0%	100.0%	100.0%	39	2.56%	97.5%	77.5%
Hardin Med Ctr	29	96.6%	96.6%	100.0%	100.0%	100.0%	100.0%	32	3.13%	100.0%	40.6%
Hendersonville Med Ctr	96	89.6%	100.0%	97.9%	97.9%	100.0%	100.0%	102	0.00%	47.1%	74.5%
Henry County Med Ctr	50	98.0%	100.0%	100.0%	100.0%	100.0%	100.0%	52	0.00%	94.3%	39.6%
Indian Path Community Hosp	46	93.5%	97.7%	97.8%	97.8%	100.0%	100.0%	44	2.27%	95.6%	22.2%
Jackson-Madison Co Gen Hosp	257	89.9%	95.9%	89.5%	91.3%	100.0%	100.0%	261	1.92%	95.0%	17.7%
Johnson City Med Ctr	102	78.4%	96.4%	92.2%	97.9%	100.0%	100.0%	69	1.45%	100.0%	24.6%
Johnson City Med Ctr-Nicu	--	--	--	--	--	--	--	57	1.75%	--	44.8%
Lebonheur Children's Hosp	--	--	--	--	--	--	--	33	6.06%	--	61.8%
Leconte Med Ctr	107	99.1%	99.1%	100.0%	100.0%	100.0%	100.0%	106	1.89%	93.6%	77.5%
Lincoln Med Ctr	25	100.0%	100.0%	96.0%	96.0%	100.0%	100.0%	24	8.33%	95.7%	66.7%

*Reported by birthing facility based on date of BIRTH. Screens could have been performed in a facility other than the birth hospital.

**Reported by submitting facility based on date of COLLECTION of the specimen submitted. Excluded specimens collected < 24 hours of age.

+Reported by submitting facility based on date of COLLECTION of the 1st specimen submitted for an infant. Excluded records missing information on age at collection.

++Reported by submitting facility based on date of COLLECTION. Included initial specimen and repeats. Excluded records missing information on transit time.

-- No births reported. Vanderbilt NICU births were listed under Vanderbilt University Medical Center, Johnson City Medical Center NICU births were listed under Johnson City Medical Center. East Tennessee Children's Hospital and LeBonheur Children's Hospital are not birthing hospitals, therefore, no births were reported.

^ No specimens collected.

Tennessee Department of Health Newborn Screening Program

Performance Data by Facility
7/1/2021 - 7/31/2021

Name of Birthing or Submitting Facility	Number of Births*	Critical Congenital Heart Disease (CCHD) Screen (Target 100%)*	CCHD Screen Excluding Deaths, Refusals, Echoed, On O2 and Pre-screen Diagnosis	Hearing Screen (Target 100%)*	Hearing Screen Excluding Deaths, Refusals and Corrected Gestational Age <36 wks	Dried Blood Spot (DBS) Screen (Target 100%)*	DBS Screen Excluding Deaths and Refusals	Number of DBS Specimens**	Unsatisfactory DBS Specimen (Target <1%)**	DBS Collected 24-36 hrs of Age (Target 100%)+	DBS Transit Time <2 Days from Collection (Target 100%)++
Livingston Reg. Hosp	30	100.0%	100.0%	96.7%	96.7%	100.0%	100.0%	27	3.70%	100.0%	57.1%
Maury Reg. Hosp	128	98.4%	99.2%	100.0%	100.0%	100.0%	100.0%	126	1.59%	77.3%	74.2%
Methodist Healthcare-Germantown	362	95.6%	98.9%	97.5%	98.9%	100.0%	100.0%	374	0.27%	93.0%	47.6%
Methodist Hosp-South	63	95.2%	96.8%	95.2%	98.4%	100.0%	100.0%	60	0.00%	90.5%	50.8%
Methodist Med Ctr Oak Ridge	38	100.0%	100.0%	100.0%	100.0%	100.0%	100.0%	38	10.53%	97.4%	82.1%
Metro Nashville General Hosp	22	95.5%	100.0%	100.0%	100.0%	100.0%	100.0%	24	0.00%	29.2%	96.0%
Morristown-Hamblen Healthcare	65	93.8%	95.3%	98.5%	98.5%	100.0%	100.0%	63	1.59%	98.4%	77.8%
Northcrest Med Ctr	5	100.0%	100.0%	100.0%	100.0%	100.0%	100.0%	6	0.00%	100.0%	66.7%
Park Ridge East Hosp	188	97.9%	100.0%	97.3%	98.4%	100.0%	100.0%	197	0.00%	91.3%	44.2%
Parkwest Med Ctr	187	98.4%	99.5%	95.7%	95.7%	99.5%	100.0%	182	1.65%	95.3%	58.4%
Reg. Med Ctr At Memphis	252	93.3%	98.7%	91.3%	92.7%	98.0%	99.6%	242	2.07%	87.6%	44.3%
Riverview Reg. Med Ctr	6	100.0%	100.0%	100.0%	100.0%	100.0%	100.0%	6	0.00%	100.0%	83.3%
Southern Tn Reg. Health - Lawrenceburg	30	86.7%	96.3%	73.3%	81.5%	93.3%	100.0%	28	10.71%	100.0%	35.7%
Southern Tn Reg. Health - Pulaski	17	94.1%	94.1%	35.3%	35.3%	100.0%	100.0%	18	0.00%	100.0%	50.0%
Southern Tn Reg. Health - Winchester	72	94.4%	97.1%	31.9%	31.9%	100.0%	100.0%	64	4.69%	91.0%	33.8%
St Francis Hosp	133	94.7%	98.4%	97.7%	97.7%	100.0%	100.0%	131	3.05%	94.0%	52.6%
St Francis Hosp - Bartlett	30	96.7%	100.0%	100.0%	100.0%	100.0%	100.0%	30	0.00%	100.0%	30.0%
St. Thomas Midtown	607	94.9%	97.1%	98.7%	99.2%	99.7%	99.8%	612	1.63%	55.6%	88.8%
St. Thomas River Park Hosp	39	97.4%	100.0%	100.0%	100.0%	100.0%	100.0%	37	0.00%	97.4%	78.9%
St. Thomas Rutherford Hosp	290	95.5%	99.6%	96.2%	96.9%	100.0%	100.0%	297	0.67%	65.4%	68.1%
Stonecrest Med Ctr	81	93.8%	96.2%	97.5%	97.5%	98.8%	100.0%	77	1.30%	96.2%	46.2%
Sumner Reg. Med Ctr	82	95.1%	98.7%	95.1%	95.1%	100.0%	100.0%	80	3.75%	98.8%	32.1%
Sweetwater Hosp Assoc	19	94.7%	94.7%	100.0%	100.0%	100.0%	100.0%	17	0.00%	89.5%	52.6%
Tennova Healthcare Newport Med Ctr	20	90.0%	90.0%	100.0%	100.0%	100.0%	100.0%	19	0.00%	89.5%	52.6%
Tennova Healthcare-Clarksville	197	94.9%	97.4%	99.0%	100.0%	100.0%	100.0%	194	0.00%	94.4%	42.4%
Tennova Healthcare-Cleveland	96	96.9%	97.9%	99.0%	99.0%	100.0%	100.0%	96	2.08%	35.4%	81.3%
Tennova North Knoxville Med Ctr	65	100.0%	100.0%	96.9%	96.9%	100.0%	100.0%	64	3.13%	95.5%	35.8%

*Reported by birthing facility based on date of BIRTH. Screens could have been performed in a facility other than the birth hospital.

**Reported by submitting facility based on date of COLLECTION of the specimen submitted. Excluded specimens collected < 24 hours of age.

+Reported by submitting facility based on date of COLLECTION of the 1st specimen submitted for an infant. Excluded records missing information on age at collection.

++Reported by submitting facility based on date of COLLECTION. Included initial specimen and repeats. Excluded records missing information on transit time.

-- No births reported. Vanderbilt NICU births were listed under Vanderbilt University Medical Center, Johnson City Medical Center NICU births were listed under Johnson City Medical Center. East Tennessee Children's Hospital and LeBonheur Children's Hospital are not birthing hospitals, therefore, no births were reported.

^ No specimens collected.

Tennessee Department of Health Newborn Screening Program

Performance Data by Facility
7/1/2021 - 7/31/2021

Name of Birthing or Submitting Facility	Number of Births*	Critical Congenital Heart Disease (CCHD) Screen (Target 100%)*	CCHD Screen Excluding Deaths, Refusals, Echoed, On O2 and Pre-screen Diagnosis	Hearing Screen (Target 100%)*	Hearing Screen Excluding Deaths, Refusals and Corrected Gestational Age <36 wks	Dried Blood Spot (DBS) Screen (Target 100%)*	DBS Screen Excluding Deaths and Refusals	Number of DBS Specimens**	Unsatisfactory DBS Specimen (Target <1%)**	DBS Collected 24-36 hrs of Age (Target 100%)+	DBS Transit Time <2 Days from Collection (Target 100%)++
The Farm Midwifery Center	1	100.0%	100.0%	100.0%	100.0%	100.0%	100.0%	1	0.00%	0.0%	0.0%
Tristar Centennial Med Ctr	300	92.3%	99.6%	94.3%	96.9%	99.7%	100.0%	318	1.26%	46.0%	92.3%
Tristar Horizon Med Ctr	64	95.3%	98.4%	100.0%	100.0%	100.0%	100.0%	61	1.64%	96.8%	12.9%
Tristar Summit Med Ctr	107	99.1%	99.1%	94.4%	95.3%	100.0%	100.0%	110	0.00%	93.6%	72.7%
Ut Med Ctr	385	90.6%	98.3%	95.1%	97.1%	99.5%	99.7%	396	4.55%	86.9%	55.9%
Vanderbilt Tullahoma Harton Hospital	34	97.1%	97.1%	91.2%	91.2%	100.0%	100.0%	33	3.03%	100.0%	35.3%
Vanderbilt University Hosp	502	89.8%	98.9%	96.2%	97.4%	99.6%	100.0%	420	0.48%	100.0%	68.3%
Vanderbilt University Hosp-Nicu	--	--	--	--	--	--	--	110	3.64%	--	55.8%
Vanderbilt Wilson County Hosp	76	100.0%	100.0%	97.4%	97.4%	100.0%	100.0%	77	1.30%	98.7%	55.1%
West Tn Healthcare Dyersburg Hosp	47	95.7%	100.0%	97.9%	97.9%	100.0%	100.0%	46	13.04%	40.4%	87.5%
West Tn Healthcare Volunteer Hosp	19	100.0%	100.0%	100.0%	100.0%	100.0%	100.0%	18	0.00%	77.8%	94.4%
Williamson Med Ctr	144	97.2%	100.0%	99.3%	99.3%	100.0%	100.0%	152	0.00%	88.9%	51.0%

*Reported by birthing facility based on date of BIRTH. Screens could have been performed in a facility other than the birth hospital.

**Reported by submitting facility based on date of COLLECTION of the specimen submitted. Excluded specimens collected < 24 hours of age.

+Reported by submitting facility based on date of COLLECTION of the 1st specimen submitted for an infant. Excluded records missing information on age at collection.

++Reported by submitting facility based on date of COLLECTION. Included initial specimen and repeats. Excluded records missing information on transit time.

-- No births reported. Vanderbilt NICU births were listed under Vanderbilt University Medical Center, Johnson City Medical Center NICU births were listed under Johnson City Medical Center. East Tennessee Children's Hospital and LeBonheur Children's Hospital are not birthing hospitals, therefore, no births were reported.

^ No specimens collected.