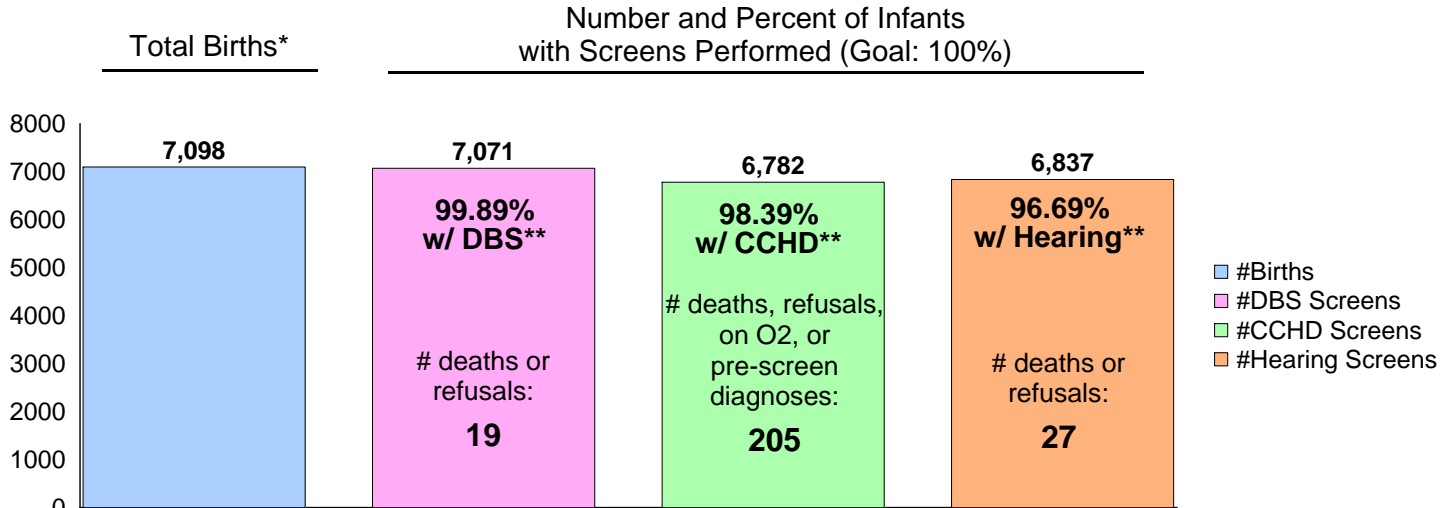


# Tennessee Newborn Screening Program Report for STATE OF TENNESSEE (Hospitals Only)

Tennessee State Law (TCA 68-5-401) **requires** that all infants born in the State of Tennessee receive screening for certain conditions using a dried blood spot (DBS) screen, for critical congenital heart disease (CCHD) using pulse oximetry and for congenital hearing loss via hearing screening. Contact us with any questions: 615-532-8462.

## Screens Performed for Date of BIRTH Range: 1/1/2018 - 1/31/2018



\*Total births include number of infants born in Tennessee hospitals. Screens could have been performed in a facility other than the birth hospital.

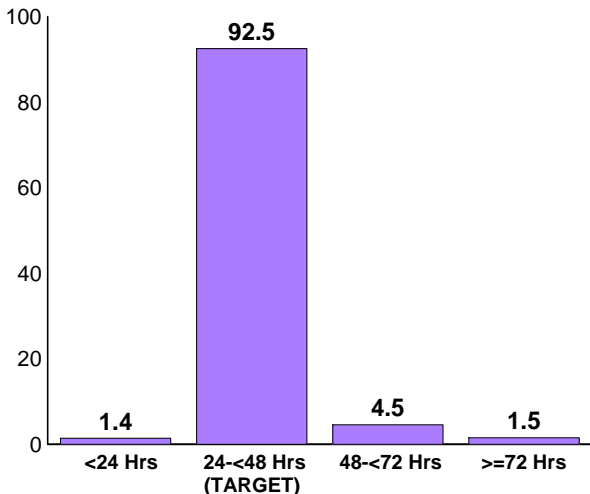
\*\*Excludes births without a screen due to death within two days of birth, refusal, on O2, echoed, or pre-screen diagnosis.

## Unsatisfactory Specimen Rate for Date of COLLECTION Range: 1/1/2018 - 1/31/2018

The unsatisfactory specimen rate of the DBS submitted for the State (hospitals only): 3.52% (Goal <1%)

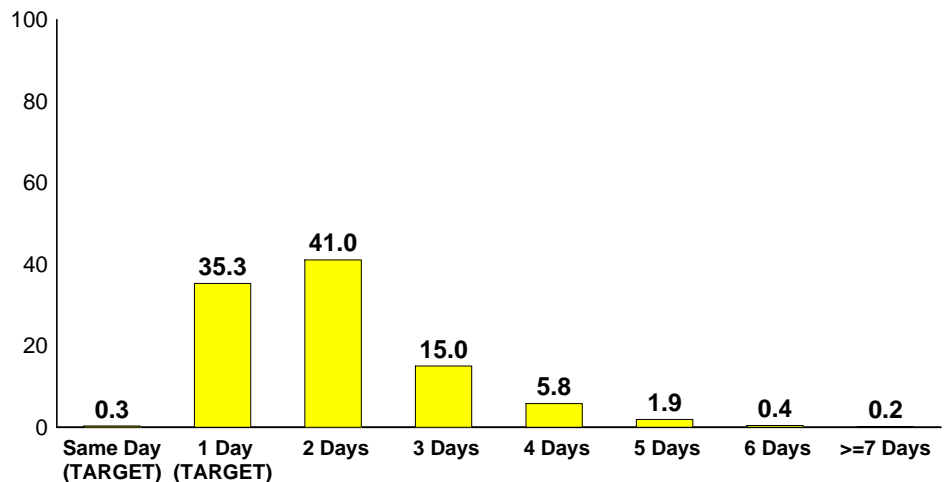
## Age at Collection and Transit Time Rates for Date of COLLECTION Range: 1/1/2018 - 1/31/2018

Age at Initial DBS Collection (%)  
Target: Collected between 24-48 hrs of age\*



Transit Time from DBS Collection to the State Lab (%)  
(Initial and Repeats)

Target: Arrive in lab <2 days from collection\*



Age at collection and transit time data are for specimens collected by hospitals. For transit time: Same Day means specimen arrived the same day as collection, 1 Day means specimen arrived one day after collection, 2 Days means specimen arrived 2 days after collection etc.

# Tennessee Department of Health Newborn Screening Program

Performance Data by Facility  
1/1/2018 - 1/31/2018

Name of Birthing or Submitting Facility	Number of Births*	Critical Congenital Heart Disease (CCHD) Screen (Target 100%)*	CCHD Screen Excluding Deaths, Refusals, Echoed, On O2 and Pre-screen Diagnosis	Hearing Screen (Target 100%)*	Hearing Screen Excluding Deaths and Refusals	Dried Blood Spot (DBS) Screen (Target 100%)*	DBS Screen Excluding Deaths and Refusals	Number of DBS Specimens**	Unsatisfactory DBS Specimen (Target <1%)**	DBS Collected 24-48hrs of Age (Target 100%)+	DBS Transit Time <2 Days from Collection (Target 100%)++
All Tennessee Hospitals	7,098	95.5%	98.4%	96.3%	96.7%	99.6%	99.9%	7,208	3.52%	92.5%	35.6%
Athens Regional Medical Center	40	100.0%	100.0%	100.0%	100.0%	100.0%	100.0%	37	16.22%	91.4%	44.7%
Baby & Co Knoxville	4	100.0%	100.0%	100.0%	100.0%	100.0%	100.0%	5	20.00%	75.0%	20.0%
Baby & Co Nashville	23	100.0%	100.0%	100.0%	100.0%	100.0%	100.0%	17	0.00%	100.0%	64.7%
Baptist Mem Hosp-Union City	16	100.0%	100.0%	100.0%	100.0%	93.8%	93.8%	17	5.88%	100.0%	76.5%
Baptist Memorial Hosp Memphis	514	95.9%	97.8%	93.4%	93.6%	99.6%	99.8%	523	2.29%	98.2%	32.6%
Baptist Memorial Hospital-Tipton	20	100.0%	100.0%	100.0%	100.0%	100.0%	100.0%	23	13.04%	100.0%	69.6%
Blanchfield Army Community Hospital	136	97.8%	98.5%	98.5%	98.5%	100.0%	100.0%	131	2.29%	91.5%	10.4%
Blount Memorial Hospital	49	98.0%	100.0%	98.0%	98.0%	100.0%	100.0%	46	6.52%	100.0%	10.9%
Centennial Medical Center	284	94.0%	98.5%	95.8%	97.1%	99.3%	99.6%	303	5.61%	67.2%	61.2%
Cookeville Regional Medical	115	98.3%	99.1%	99.1%	99.1%	100.0%	100.0%	118	1.69%	100.0%	25.4%
Cumberland Medical Center	64	100.0%	100.0%	100.0%	100.0%	100.0%	100.0%	58	5.17%	96.6%	0.0%
Dyersburg Regional Medical Center	38	92.1%	97.2%	94.7%	94.7%	100.0%	100.0%	36	13.89%	86.5%	61.5%
East Tennessee Children's Hospital	--	--	--	--	--	--	--	90	1.11%	57.1%	26.7%
Erlanger East Women's Services	203	98.5%	98.5%	100.0%	100.0%	100.0%	100.0%	212	2.36%	91.7%	59.4%
Erlanger Medical Center	209	92.8%	98.5%	96.7%	97.6%	98.6%	99.5%	256	3.52%	79.4%	13.2%
Franklin Woods Community Hospital	82	97.6%	98.8%	97.6%	97.6%	100.0%	100.0%	74	2.70%	95.9%	16.9%
Ft Sanders Regional Med Ctr	208	96.2%	98.5%	91.8%	91.8%	100.0%	100.0%	182	1.65%	98.3%	11.5%
Hardin Co General Hospital	25	100.0%	100.0%	100.0%	100.0%	100.0%	100.0%	20	10.00%	75.0%	33.3%
Hendersonville Medical Center	89	95.5%	100.0%	97.8%	97.8%	100.0%	100.0%	83	2.41%	90.7%	65.1%
Henry County Medical Center	23	100.0%	100.0%	100.0%	100.0%	100.0%	100.0%	21	9.52%	95.2%	40.9%
Hillside Hospital	11	100.0%	100.0%	90.9%	90.9%	100.0%	100.0%	9	11.11%	88.9%	88.9%
Horizon Medical Center	31	87.1%	96.4%	90.3%	90.3%	100.0%	100.0%	29	10.34%	83.3%	61.3%
Indian Path Medical Center	49	98.0%	98.0%	100.0%	100.0%	100.0%	100.0%	43	2.33%	97.7%	25.6%
Infinity Birthing Center	1	100.0%	100.0%	100.0%	100.0%	100.0%	100.0%	1	100.0%	100.0%	0.0%
Jackson-Madison Co Gen Hosp	265	94.0%	98.8%	99.6%	99.6%	100.0%	100.0%	290	1.72%	97.4%	18.8%

\*Reported by birthing facility based on date of BIRTH. Screens could have been performed in a facility other than the birth hospital.

\*\*Reported by submitting facility based on date of COLLECTION of the specimen submitted. Excluded specimens collected < 24 hours of age.

+Reported by submitting facility based on date of COLLECTION of the 1st specimen submitted for an infant. Excluded records missing information on age at collection.

++Reported by submitting facility based on date of COLLECTION. Included initial specimen and repeats. Excluded records missing information on transit time.

-- No births reported. Vanderbilt NICU births were listed under Vanderbilt University Medical Center, Johnson City Medical Center NICU births were listed under Johnson City Medical Center. East Tennessee Children's Hospital and LeBonheur Children's Hospital are not birthing hospitals, therefore, no births were reported.

^ No specimens collected.

# Tennessee Department of Health Newborn Screening Program

Performance Data by Facility  
1/1/2018 - 1/31/2018

Name of Birthing or Submitting Facility	Number of Births*	Critical Congenital Heart Disease (CCHD) Screen (Target 100%)*	CCHD Screen Excluding Deaths, Refusals, Echoed, On O2 and Pre-screen Diagnosis	Hearing Screen (Target 100%)*	Hearing Screen Excluding Deaths and Refusals	Dried Blood Spot (DBS) Screen (Target 100%)*	DBS Screen Excluding Deaths and Refusals	Number of DBS Specimens**	Unsatisfactory DBS Specimen (Target <1%)**	DBS Collected 24-48hrs of Age (Target 100%)+	DBS Transit Time <2 Days from Collection (Target 100%)++
Jellico Community Hospital	19	94.7%	94.7%	100.0%	100.0%	100.0%	100.0%	20	5.00%	100.0%	40.0%
Johnson City Medical Center	119	93.3%	99.1%	90.8%	90.8%	99.2%	100.0%	84	9.52%	98.8%	11.9%
Johnson City Medical Center-NICU	--	--	--	--	--	--	--	43	4.65%	13.9%	2.3%
Laughlin Memorial Hospital	12	100.0%	100.0%	100.0%	100.0%	100.0%	100.0%	12	8.33%	100.0%	41.7%
LeBonheur Children's Hospital	1	100.0%	100.0%	100.0%	100.0%	100.0%	100.0%	32	0.00%	50.0%	0.0%
LeConte Medical Center	88	97.7%	97.7%	100.0%	100.0%	100.0%	100.0%	80	6.25%	93.7%	61.3%
Lincoln Medical Center	16	100.0%	100.0%	100.0%	100.0%	100.0%	100.0%	19	15.79%	94.7%	21.1%
Livingston Regional Hospital	39	89.7%	92.1%	94.9%	94.9%	100.0%	100.0%	35	5.71%	97.1%	26.3%
Mauzy Regional Hospital	117	98.3%	99.1%	97.4%	98.3%	100.0%	100.0%	114	3.51%	85.7%	60.0%
McKenzie Regional Hospital	33	97.0%	97.0%	100.0%	100.0%	100.0%	100.0%	29	3.45%	96.7%	63.3%
Methodist Healthcare-Germantown	367	96.5%	99.4%	93.5%	94.5%	99.2%	100.0%	359	2.23%	95.5%	15.8%
Methodist Hospital-South	61	100.0%	100.0%	96.7%	96.7%	100.0%	100.0%	61	3.28%	91.8%	9.7%
Methodist Med Ctr Oak Ridge	44	97.7%	97.7%	100.0%	100.0%	100.0%	100.0%	38	0.00%	79.5%	46.2%
Metro Nashville General Hosp	31	90.3%	93.3%	100.0%	100.0%	100.0%	100.0%	28	3.57%	92.9%	75.9%
Morristown-Hamblen Healthcare	62	96.8%	96.8%	100.0%	100.0%	100.0%	100.0%	58	0.00%	100.0%	58.6%
Newport Medical Center	14	92.9%	92.9%	100.0%	100.0%	100.0%	100.0%	12	0.00%	100.0%	41.7%
Northcrest Medical Center	46	95.7%	97.8%	100.0%	100.0%	100.0%	100.0%	43	0.00%	93.2%	31.1%
Other Non-Birthing Hospitals	1	--	--	100.0%	100.0%	100.0%	100.0%	^	^	^	^
Park Ridge East Hospital	169	94.1%	99.4%	88.2%	89.8%	98.2%	100.0%	173	1.16%	91.1%	21.7%
Parkwest Medical Center	153	98.7%	98.7%	100.0%	100.0%	100.0%	100.0%	138	5.07%	97.1%	65.2%
Regional Hospital Of Jackson	29	100.0%	100.0%	96.6%	96.6%	100.0%	100.0%	29	13.79%	81.5%	50.0%
Regional Med Ctr At Memphis	277	92.8%	97.0%	91.0%	91.6%	98.9%	99.6%	281	0.71%	88.9%	13.9%
Riverview Regional Medical Center	2	100.0%	100.0%	100.0%	100.0%	100.0%	100.0%	1	0.00%	100.0%	100.0%
Saint Thomas River Park Hospital	22	100.0%	100.0%	100.0%	100.0%	100.0%	100.0%	23	0.00%	100.0%	52.2%
Saint Thomas Rutherford Hospital	279	93.2%	96.3%	98.9%	98.9%	100.0%	100.0%	287	1.39%	93.9%	60.8%
Southern Tn Medical Center	57	91.2%	94.5%	94.7%	94.7%	98.2%	98.2%	55	3.64%	92.5%	36.4%
Southern Tn Regional Health - Lawrenceburg	35	94.3%	94.3%	97.1%	97.1%	100.0%	100.0%	34	20.59%	100.0%	14.7%

\*Reported by birthing facility based on date of BIRTH. Screens could have been performed in a facility other than the birth hospital.

\*\*Reported by submitting facility based on date of COLLECTION of the specimen submitted. Excluded specimens collected < 24 hours of age.

+Reported by submitting facility based on date of COLLECTION of the 1st specimen submitted for an infant. Excluded records missing information on age at collection.

++Reported by submitting facility based on date of COLLECTION. Included initial specimen and repeats. Excluded records missing information on transit time.

-- No births reported. Vanderbilt NICU births were listed under Vanderbilt University Medical Center, Johnson City Medical Center NICU births were listed under Johnson City Medical Center. East Tennessee Children's Hospital and LeBonheur Children's Hospital are not birthing hospitals, therefore, no births were reported.

^ No specimens collected.

# Tennessee Department of Health Newborn Screening Program

Performance Data by Facility  
1/1/2018 - 1/31/2018

Name of Birthing or Submitting Facility	Number of Births*	Critical Congenital Heart Disease (CCHD) Screen (Target 100%)*	CCHD Screen Excluding Deaths, Refusals, Echoed, On O2 and Pre-screen Diagnosis	Hearing Screen (Target 100%)*	Hearing Screen Excluding Deaths and Refusals	Dried Blood Spot (DBS) Screen (Target 100%)*	DBS Screen Excluding Deaths and Refusals	Number of DBS Specimens**	Unsatisfactory DBS Specimen (Target <1%)**	DBS Collected 24-48hrs of Age (Target 100%)+	DBS Transit Time <2 Days from Collection (Target 100%)++
St Francis Hospital	96	93.8%	97.8%	94.8%	94.8%	100.0%	100.0%	100	8.00%	95.0%	31.1%
St Francis Hospital - Bartlett	29	100.0%	100.0%	100.0%	100.0%	100.0%	100.0%	27	3.70%	88.9%	46.4%
St. Thomas Midtown	534	97.4%	99.0%	97.9%	98.1%	99.8%	100.0%	529	5.67%	97.9%	65.5%
Stonecrest Medical Center	97	97.9%	97.9%	94.8%	95.8%	99.0%	99.0%	89	3.37%	94.5%	37.0%
Summit Medical Center	83	95.2%	98.8%	95.2%	96.3%	100.0%	100.0%	76	0.00%	91.7%	23.1%
Sumner Regional Medical Center	72	100.0%	100.0%	98.6%	98.6%	100.0%	100.0%	69	0.00%	94.2%	27.5%
Sweetwater Hospital Assoc	29	96.6%	96.6%	96.6%	96.6%	100.0%	100.0%	26	3.85%	100.0%	46.2%
Takoma Regional Hospital	39	97.4%	97.4%	100.0%	100.0%	100.0%	100.0%	36	0.00%	97.1%	8.3%
Tennova Healthcare Harton-Tullahoma	38	92.1%	100.0%	86.8%	89.2%	97.4%	100.0%	34	17.65%	97.1%	52.9%
Tennova Healthcare-Clarksville	175	93.7%	99.4%	97.7%	99.4%	98.9%	100.0%	169	2.37%	98.2%	25.9%
Tennova Healthcare-Cleveland	96	99.0%	99.0%	100.0%	100.0%	100.0%	100.0%	86	2.33%	91.9%	59.8%
Tennova Healthcare-Lebanon	47	95.7%	100.0%	95.7%	95.7%	100.0%	100.0%	39	7.69%	95.0%	31.7%
Tennova Physicians Regional Medical Center	149	98.7%	99.3%	99.3%	99.3%	100.0%	100.0%	146	1.37%	98.6%	14.2%
Tennova Turkey Creek Medical Center	44	97.7%	100.0%	97.7%	97.7%	100.0%	100.0%	39	0.00%	95.0%	32.5%
Tennova-Volunteer Martin	22	95.5%	100.0%	100.0%	100.0%	100.0%	100.0%	23	8.70%	100.0%	56.5%
The Farm Midwifery Center	2	100.0%	100.0%	--	--	100.0%	100.0%	1	100.0%	100.0%	0.0%
Ut Medical Center	273	95.2%	98.1%	96.3%	96.3%	99.6%	99.6%	291	4.47%	89.0%	0.0%
Vanderbilt University Hospital-NICU	--	--	--	--	--	--	--	118	0.85%	90.0%	62.4%
Vanderbilt University Medical Center	393	90.3%	97.8%	94.4%	94.9%	99.5%	100.0%	324	2.16%	99.1%	58.0%
Wellmont Bristol Regional Med	66	92.4%	95.3%	95.5%	95.5%	100.0%	100.0%	51	7.84%	76.4%	40.0%
Wellmont Holston Valley Hosp	81	88.9%	98.6%	96.3%	96.3%	100.0%	100.0%	83	7.23%	100.0%	25.3%
Williamson Medical Center	140	97.9%	99.3%	99.3%	99.3%	100.0%	100.0%	137	0.73%	97.1%	26.1%
Womens Wellness & Maternity	1	100.0%	100.0%	100.0%	100.0%	100.0%	100.0%	3	0.00%	0.0%	0.0%

\*Reported by birthing facility based on date of BIRTH. Screens could have been performed in a facility other than the birth hospital.

\*\*Reported by submitting facility based on date of COLLECTION of the specimen submitted. Excluded specimens collected < 24 hours of age.

+Reported by submitting facility based on date of COLLECTION of the 1st specimen submitted for an infant. Excluded records missing information on age at collection.

++Reported by submitting facility based on date of COLLECTION. Included initial specimen and repeats. Excluded records missing information on transit time.

-- No births reported. Vanderbilt NICU births were listed under Vanderbilt University Medical Center, Johnson City Medical Center NICU births were listed under Johnson City Medical Center. East Tennessee Children's Hospital and LeBonheur Children's Hospital are not birthing hospitals, therefore, no births were reported.

^ No specimens collected.