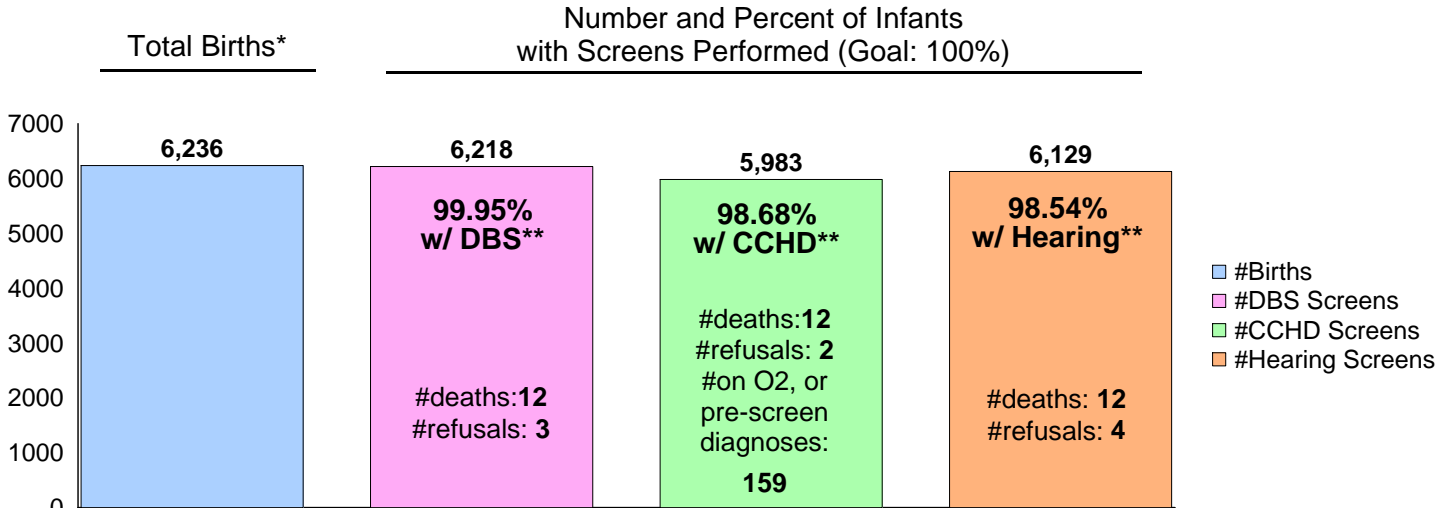


Tennessee Newborn Screening Program Report for STATE OF TENNESSEE (Hospitals Only)

Tennessee State Law (TCA 68-5-401) **requires** that all infants born in the State of Tennessee receive screening for certain conditions using a dried blood spot (DBS) screen, for critical congenital heart disease (CCHD) using pulse oximetry and for congenital hearing loss via hearing screening. Contact us with any questions: 615-532-8462.

Screens Performed for Date of BIRTH Range: 2/1/2019 - 2/28/2019



*Total births include number of infants born in Tennessee hospitals. Screens could have been performed in a facility other than the birth hospital.

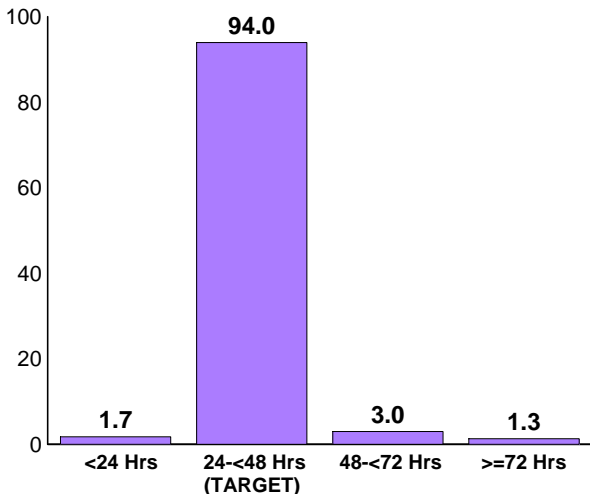
**Excludes births without a screen due to death within two days of birth, refusal, on O2, echoed, or pre-screen diagnosis.

Unsatisfactory Specimen Rate for Date of COLLECTION Range: 2/1/2019 - 2/28/2019

The unsatisfactory specimen rate of the DBS submitted for the State (hospitals only): 1.73% (Goal <1%)

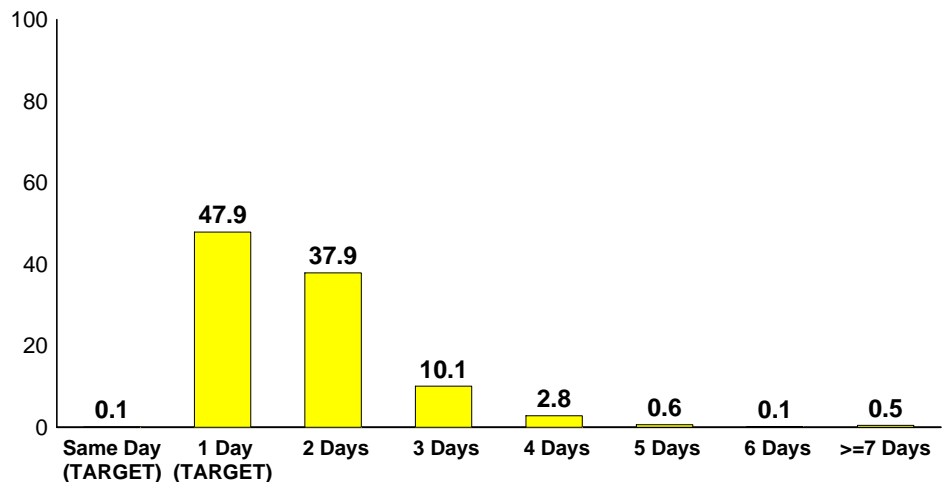
Age at Collection and Transit Time Rates for Date of COLLECTION Range: 2/1/2019 - 2/28/2019

Age at Initial DBS Collection (%)
Target: Collected between 24-48 hrs of age*



Transit Time from DBS Collection to the State Lab (%)
(Initial and Repeats)

Target: Arrive in lab <2 days from collection*



Age at collection and transit time data are for specimens collected by hospitals. For transit time: Same Day means specimen arrived the same day as collection, 1 Day means specimen arrived one day after collection, 2 Days means specimen arrived 2 days after collection etc.

Tennessee Department of Health Newborn Screening Program

Performance Data by Facility
2/1/2019 - 2/28/2019

Name of Birthing or Submitting Facility	Number of Births*	Critical Congenital Heart Disease (CCHD) Screen (Target 100%)*	CCHD Screen Excluding Deaths, Refusals, Echoed, On O2 and Pre-screen Diagnosis	Hearing Screen (Target 100%)*	Hearing Screen Excluding Deaths and Refusals	Dried Blood Spot (DBS) Screen (Target 100%)*	DBS Screen Excluding Deaths and Refusals	Number of DBS Specimens**	Unsatisfactory DBS Specimen (Target <1%)**	DBS Collected 24-48hrs of Age (Target 100%)+	DBS Transit Time <2 Days from Collection (Target 100%)++
All Tennessee Hospitals	6,236	95.9%	98.7%	98.3%	98.5%	99.7%	100.0%	6,805	1.73%	94.0%	48.0%
Athens Regional Medical Center	26	92.3%	100.0%	100.0%	100.0%	100.0%	100.0%	26	3.85%	84.0%	50.0%
Baby & Co Nashville	23	91.3%	95.5%	95.7%	95.7%	95.7%	100.0%	23	4.35%	90.5%	78.3%
Baptist Mem Hosp-Union City	28	85.7%	85.7%	100.0%	100.0%	100.0%	100.0%	28	0.00%	100.0%	41.4%
Baptist Memorial Hosp Memphis	425	96.7%	98.8%	98.1%	98.8%	99.5%	100.0%	486	4.32%	97.3%	28.0%
Baptist Memorial Hospital-Tipton	23	87.0%	87.0%	95.7%	95.7%	100.0%	100.0%	22	4.55%	95.5%	69.6%
Blanchfield Army Community Hospital	120	96.7%	98.3%	99.2%	99.2%	100.0%	100.0%	123	0.00%	95.9%	39.4%
Blount Memorial Hospital	58	100.0%	100.0%	100.0%	100.0%	100.0%	100.0%	56	0.00%	98.2%	30.4%
Bristol Regional Med	92	100.0%	100.0%	100.0%	100.0%	100.0%	100.0%	103	4.85%	100.0%	40.8%
Centennial Medical Center	232	92.7%	98.2%	95.7%	96.1%	99.1%	100.0%	264	0.76%	95.7%	92.6%
Cookeville Regional Medical	132	98.5%	99.2%	99.2%	100.0%	100.0%	100.0%	138	1.45%	97.8%	48.9%
Cumberland Medical Center	58	98.3%	98.3%	100.0%	100.0%	100.0%	100.0%	62	1.61%	96.7%	62.5%
East Tennessee Children's Hospital	--	--	--	--	--	--	--	115	3.48%	--	38.8%
Erlanger East Women's Services	205	99.0%	99.5%	100.0%	100.0%	100.0%	100.0%	208	0.48%	96.1%	35.6%
Erlanger Medical Center	210	95.2%	98.5%	96.7%	97.1%	99.0%	100.0%	281	1.07%	91.1%	45.4%
Franklin Woods Community Hospital	93	94.6%	95.7%	100.0%	100.0%	100.0%	100.0%	91	0.00%	91.2%	34.0%
Ft Sanders Regional Med Ctr	235	95.7%	97.8%	97.0%	97.0%	100.0%	100.0%	208	0.00%	99.0%	11.0%
Hardin Medical Center	28	96.4%	100.0%	100.0%	100.0%	100.0%	100.0%	29	0.00%	96.7%	19.4%
Hendersonville Medical Center	69	85.5%	98.3%	98.6%	98.6%	100.0%	100.0%	71	1.41%	95.6%	87.7%
Henry County Medical Center	46	100.0%	100.0%	100.0%	100.0%	100.0%	100.0%	43	2.33%	97.7%	31.8%
Holston Valley Hosp	56	87.5%	98.0%	98.2%	98.2%	100.0%	100.0%	61	3.28%	100.0%	31.1%
Horizon Medical Center	35	100.0%	100.0%	97.1%	100.0%	100.0%	100.0%	32	0.00%	88.2%	61.8%
Indian Path Community Hospital	8	100.0%	100.0%	100.0%	100.0%	100.0%	100.0%	51	1.96%	100.0%	25.5%
Jackson-Madison Co Gen Hosp	220	93.2%	99.0%	98.2%	98.6%	99.5%	100.0%	235	0.00%	96.4%	18.8%
Johnson City Medical Center	91	93.4%	100.0%	97.8%	97.8%	100.0%	100.0%	65	0.00%	100.0%	4.6%
Johnson City Medical Center-NICU	--	--	--	--	--	--	--	42	7.14%	--	9.3%
Laughlin Memorial Hospital	8	100.0%	100.0%	100.0%	100.0%	100.0%	100.0%	9	0.00%	100.0%	55.6%
LeBonheur Children's Hospital	3	100.0%	100.0%	33.3%	33.3%	100.0%	100.0%	52	0.00%	--	77.8%

*Reported by birthing facility based on date of BIRTH. Screens could have been performed in a facility other than the birth hospital.

**Reported by submitting facility based on date of COLLECTION of the specimen submitted. Excluded specimens collected < 24 hours of age.

+Reported by submitting facility based on date of COLLECTION of the 1st specimen submitted for an infant. Excluded records missing information on age at collection.

++Reported by submitting facility based on date of COLLECTION. Included initial specimen and repeats. Excluded records missing information on transit time.

-- No births reported. Vanderbilt NICU births were listed under Vanderbilt University Medical Center, Johnson City Medical Center NICU births were listed under Johnson City Medical Center. East Tennessee Children's Hospital and LeBonheur Children's Hospital are not birthing hospitals, therefore, no births were reported.

^ No specimens collected.

Tennessee Department of Health Newborn Screening Program

Performance Data by Facility
2/1/2019 - 2/28/2019

Name of Birthing or Submitting Facility	Number of Births*	Critical Congenital Heart Disease (CCHD) Screen (Target 100%)*	CCHD Screen Excluding Deaths, Refusals, Echoed, On O2 and Pre-screen Diagnosis	Hearing Screen (Target 100%)*	Hearing Screen Excluding Deaths and Refusals	Dried Blood Spot (DBS) Screen (Target 100%)*	DBS Screen Excluding Deaths and Refusals	Number of DBS Specimens**	Unsatisfactory DBS Specimen (Target <1%)**	DBS Collected 24-48hrs of Age (Target 100%)+	DBS Transit Time <2 Days from Collection (Target 100%)++
LeConte Medical Center	89	93.3%	95.4%	97.8%	97.8%	100.0%	100.0%	91	2.20%	95.2%	56.5%
Lincoln Medical Center	23	100.0%	100.0%	100.0%	100.0%	100.0%	100.0%	21	0.00%	100.0%	52.4%
Livingston Regional Hospital	27	96.3%	100.0%	96.3%	96.3%	96.3%	100.0%	28	3.57%	96.2%	69.0%
Maury Regional Hospital	119	97.5%	100.0%	99.2%	99.2%	100.0%	100.0%	119	0.84%	94.7%	87.4%
Methodist Healthcare-Germantown	289	97.2%	98.9%	99.3%	99.7%	99.7%	100.0%	318	0.63%	97.6%	17.5%
Methodist Hospital-South	56	96.4%	98.2%	100.0%	100.0%	100.0%	100.0%	59	0.00%	94.8%	8.2%
Methodist Med Ctr Oak Ridge	28	96.4%	96.4%	96.4%	96.4%	100.0%	100.0%	26	0.00%	89.3%	39.3%
Metro Nashville General Hosp	23	100.0%	100.0%	100.0%	100.0%	100.0%	100.0%	23	4.35%	69.6%	87.5%
Morristown-Hamblen Healthcare	78	97.4%	98.7%	100.0%	100.0%	100.0%	100.0%	73	1.37%	97.3%	68.0%
Newport Medical Center	8	100.0%	100.0%	100.0%	100.0%	100.0%	100.0%	8	0.00%	100.0%	50.0%
Northcrest Medical Center	47	97.9%	100.0%	100.0%	100.0%	100.0%	100.0%	49	0.00%	98.0%	42.0%
Other Non-Birthing Hospitals	2	100.0%	100.0%	100.0%	100.0%	100.0%	100.0%	^	^	--	^
Park Ridge East Hospital	149	97.3%	98.0%	99.3%	99.3%	100.0%	100.0%	160	0.63%	86.7%	31.9%
Parkwest Medical Center	140	100.0%	100.0%	99.3%	99.3%	100.0%	100.0%	136	0.74%	94.2%	76.8%
Regional Med Ctr At Memphis	226	94.2%	98.2%	93.4%	94.2%	99.1%	100.0%	245	2.86%	86.5%	28.6%
Riverview Regional Medical Center	4	100.0%	100.0%	100.0%	100.0%	100.0%	100.0%	3	0.00%	100.0%	100.0%
Saint Thomas River Park Hospital	40	97.5%	97.5%	90.0%	90.0%	100.0%	100.0%	39	0.00%	94.9%	73.2%
Saint Thomas Rutherford Hospital	260	98.8%	100.0%	99.6%	99.6%	100.0%	100.0%	267	0.37%	94.9%	81.0%
Southern Tennessee Regional Health System- Pu	12	100.0%	100.0%	100.0%	100.0%	100.0%	100.0%	13	0.00%	91.7%	71.4%
Southern Tn Regional Health - Lawrenceburg	39	92.3%	97.3%	100.0%	100.0%	100.0%	100.0%	48	12.50%	97.6%	20.0%
Southern Tn Regional Health System-Winchester	39	100.0%	100.0%	100.0%	100.0%	100.0%	100.0%	40	0.00%	94.9%	14.6%
St Francis Hospital	106	97.2%	99.0%	99.1%	99.1%	100.0%	100.0%	108	1.85%	95.3%	41.6%
St Francis Hospital - Bartlett	33	97.0%	97.0%	97.0%	97.0%	100.0%	100.0%	31	0.00%	93.5%	40.6%
St. Thomas Midtown	502	98.2%	99.4%	99.2%	99.8%	99.4%	100.0%	518	2.12%	97.2%	84.1%
Stonecrest Medical Center	73	100.0%	100.0%	97.3%	97.3%	100.0%	100.0%	75	2.67%	98.6%	68.4%
Summit Medical Center	81	98.8%	100.0%	100.0%	100.0%	100.0%	100.0%	78	2.56%	100.0%	43.6%
Sumner Regional Medical Center	51	98.0%	98.0%	100.0%	100.0%	100.0%	100.0%	50	0.00%	100.0%	42.0%
Sweetwater Hospital Assoc	26	96.2%	100.0%	100.0%	100.0%	100.0%	100.0%	21	0.00%	100.0%	61.9%

*Reported by birthing facility based on date of BIRTH. Screens could have been performed in a facility other than the birth hospital.

**Reported by submitting facility based on date of COLLECTION of the specimen submitted. Excluded specimens collected < 24 hours of age.

+Reported by submitting facility based on date of COLLECTION of the 1st specimen submitted for an infant. Excluded records missing information on age at collection.

++Reported by submitting facility based on date of COLLECTION. Included initial specimen and repeats. Excluded records missing information on transit time.

-- No births reported. Vanderbilt NICU births were listed under Vanderbilt University Medical Center, Johnson City Medical Center NICU births were listed under Johnson City Medical Center. East Tennessee Children's Hospital and LeBonheur Children's Hospital are not birthing hospitals, therefore, no births were reported.

^ No specimens collected.

Tennessee Department of Health Newborn Screening Program

Performance Data by Facility
2/1/2019 - 2/28/2019

Name of Birthing or Submitting Facility	Number of Births*	Critical Congenital Heart Disease (CCHD) Screen (Target 100%)*	CCHD Screen Excluding Deaths, Refusals, Echoed, On O2 and Pre-screen Diagnosis	Hearing Screen (Target 100%)*	Hearing Screen Excluding Deaths and Refusals	Dried Blood Spot (DBS) Screen (Target 100%)*	DBS Screen Excluding Deaths and Refusals	Number of DBS Specimens**	Unsatisfactory DBS Specimen (Target <1%)**	DBS Collected 24-48hrs of Age (Target 100%)+	DBS Transit Time <2 Days from Collection (Target 100%)++
Takoma Regional Hospital	25	92.0%	95.8%	92.0%	92.0%	100.0%	100.0%	27	0.00%	96.2%	39.3%
Tennova Healthcare Harton-Tullahoma	44	100.0%	100.0%	100.0%	100.0%	100.0%	100.0%	45	0.00%	100.0%	55.6%
Tennova Healthcare-Clarksville	146	95.9%	98.6%	100.0%	100.0%	100.0%	100.0%	148	3.38%	96.5%	32.9%
Tennova Healthcare-Cleveland	66	97.0%	98.5%	98.5%	98.5%	100.0%	100.0%	63	3.17%	85.7%	63.5%
Tennova Healthcare-Lebanon	35	100.0%	100.0%	100.0%	100.0%	100.0%	100.0%	35	0.00%	97.1%	66.7%
The Farm Midwifery Center	1	--	--	--	--	--	--	^	^	--	^
Ut Medical Center	340	90.6%	97.8%	98.5%	98.5%	99.7%	99.7%	373	4.29%	87.9%	39.2%
Vanderbilt University Hospital-NICU	--	--	--	--	--	--	--	82	1.22%	--	69.7%
Vanderbilt University Medical Center	311	90.7%	98.3%	95.8%	96.1%	99.7%	99.7%	277	0.00%	99.3%	62.9%
West Tennessee Healthcare Dyersburg Hospital	33	100.0%	100.0%	100.0%	100.0%	100.0%	100.0%	40	7.50%	94.3%	78.0%
West Tn Healthcare Volunteer Hospital	24	100.0%	100.0%	100.0%	100.0%	100.0%	100.0%	22	0.00%	95.5%	72.7%
Williamson Medical Center	117	98.3%	100.0%	99.1%	100.0%	100.0%	100.0%	122	0.00%	98.3%	39.0%

*Reported by birthing facility based on date of BIRTH. Screens could have been performed in a facility other than the birth hospital.

**Reported by submitting facility based on date of COLLECTION of the specimen submitted. Excluded specimens collected < 24 hours of age.

+Reported by submitting facility based on date of COLLECTION of the 1st specimen submitted for an infant. Excluded records missing information on age at collection.

++Reported by submitting facility based on date of COLLECTION. Included initial specimen and repeats. Excluded records missing information on transit time.

-- No births reported. Vanderbilt NICU births were listed under Vanderbilt University Medical Center, Johnson City Medical Center NICU births were listed under Johnson City Medical Center. East Tennessee Children's Hospital and LeBonheur Children's Hospital are not birthing hospitals, therefore, no births were reported.

^ No specimens collected.