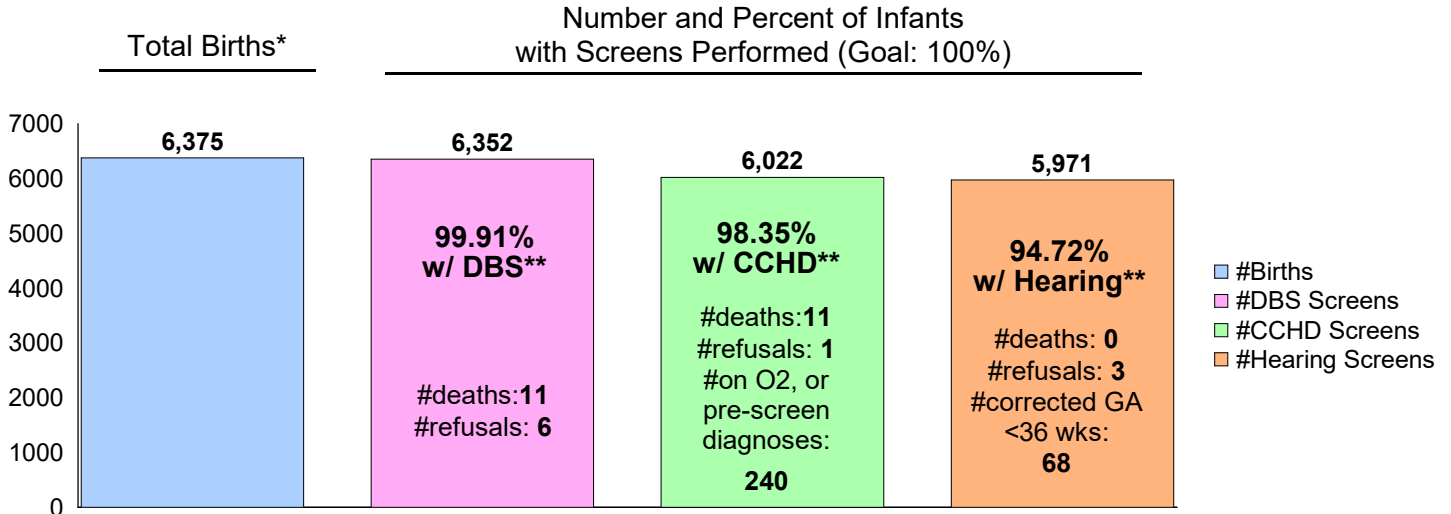


# Tennessee Newborn Screening Program Report for STATE OF TENNESSEE (Hospitals Only)

Tennessee State Law (TCA 68-5-401) **requires** that all infants born in the State of Tennessee receive screening for certain conditions using a dried blood spot (DBS) screen, for critical congenital heart disease (CCHD) using pulse oximetry and for congenital hearing loss via hearing screening. Contact us with any questions: 615-532-8462.

## Screens Performed for Date of BIRTH Range: 2/1/2021 - 2/28/2021



\*Total births include number of infants born in Tennessee hospitals. Screens could have been performed in a facility other than the birth hospital.

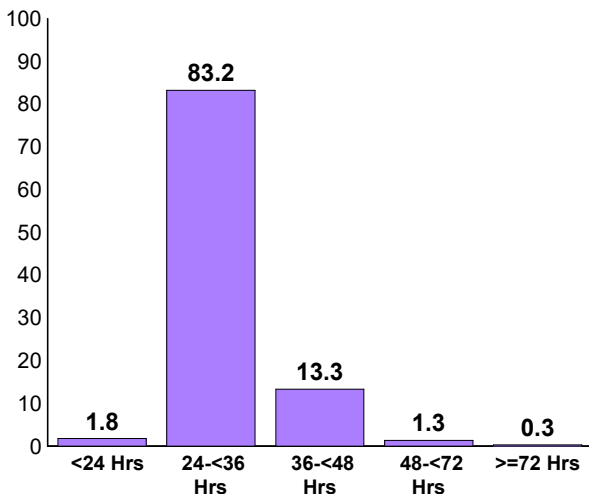
\*\*Excludes births without a screen due to death within two days of birth, refusal, on O2, echoed, or pre-screen diagnosis. Babies with corrected gestational age less than 36 weeks were also excluded for hearing screening.

## Unsatisfactory Specimen Rate for Date of COLLECTION Range: 2/1/2021 - 2/28/2021

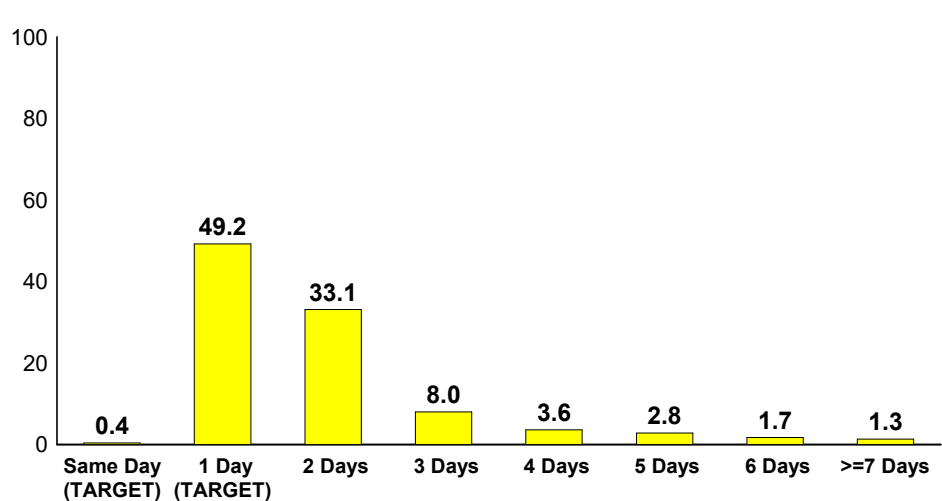
The unsatisfactory specimen rate of the DBS submitted for the State (hospitals only): 2.14% (Goal <1%)

## Age at Collection and Transit Time Rates for Date of COLLECTION Range: 2/1/2021 - 2/28/2021

Age at Initial DBS Collection (%)  
Target: Collected between 24-36 hrs of age\*



Transit Time from DBS Collection to the State Lab (%)  
(Initial and Repeats)  
Target: Arrive in lab <2 days from collection\*



Age at collection and transit time data are for specimens collected by hospitals. For transit time: Same Day means specimen arrived the same day as collection, 1 Day means specimen arrived one day after collection, 2 Days means specimen arrived 2 days after collection etc.

# Tennessee Department of Health Newborn Screening Program

Performance Data by Facility  
2/1/2021 - 2/28/2021

Name of Birthing or Submitting Facility	Number of Births*	Critical Congenital Heart Disease (CCHD) Screen (Target 100%)*	CCHD Screen Excluding Deaths, Refusals, Echoed, On O2 and Pre-screen Diagnosis	Hearing Screen (Target 100%)*	Hearing Screen Excluding Deaths, Refusals and Corrected Gestational Age <36 wks	Dried Blood Spot (DBS) Screen (Target 100%)*	DBS Screen Excluding Deaths and Refusals	Number of DBS Specimens**	Unsatisfactory DBS Specimen (Target <1%)**	DBS Collected 24-36 hrs of Age (Target 100%)+	DBS Transit Time <2 Days from Collection (Target 100%)++
<b>All Tennessee Hospitals</b>	<b>6,375</b>	<b>94.5%</b>	<b>98.4%</b>	<b>93.7%</b>	<b>94.7%</b>	<b>99.6%</b>	<b>99.9%</b>	<b>6,407</b>	<b>2.14%</b>	<b>83.2%</b>	<b>49.5%</b>
Athens Reg. Med Ctr	19	89.5%	100.0%	84.2%	84.2%	100.0%	100.0%	18	5.56%	5.3%	45.0%
Baby & Co Nashville	19	89.5%	94.4%	94.7%	94.7%	100.0%	100.0%	16	0.00%	56.3%	43.8%
Ballad Health Bristol Reg. Med Ctr	90	94.4%	95.5%	94.4%	94.4%	100.0%	100.0%	87	3.45%	98.9%	9.0%
Baptist Mem Hosp-Union City	32	78.1%	78.1%	84.4%	84.4%	96.9%	96.9%	33	0.00%	93.5%	45.5%
Baptist Memorial Hosp Memphis	449	95.8%	98.9%	87.1%	89.5%	100.0%	100.0%	438	0.68%	94.4%	28.3%
Baptist Memorial Hosp-Tipton	21	100.0%	100.0%	90.5%	90.5%	100.0%	100.0%	20	5.00%	95.2%	38.1%
Blanchfield Army Community Hosp	109	96.3%	99.1%	96.3%	96.3%	100.0%	100.0%	106	0.00%	97.2%	56.0%
Blount Memorial Hosp	39	97.4%	100.0%	100.0%	100.0%	100.0%	100.0%	36	0.00%	94.7%	50.0%
Cookeville Reg. Medical	108	97.2%	100.0%	96.3%	97.2%	99.1%	100.0%	109	1.83%	99.1%	56.4%
Cumberland Med Ctr	57	94.7%	96.4%	94.7%	94.7%	100.0%	100.0%	50	0.00%	90.9%	72.7%
East Tn Children's Hosp	--	--	--	--	--	--	--	94	1.06%	--	46.3%
Erlanger East Women's Services	234	97.4%	99.1%	96.6%	96.6%	100.0%	100.0%	230	0.43%	66.2%	61.9%
Erlanger Med Ctr	176	88.1%	96.3%	89.2%	91.8%	99.4%	100.0%	177	5.08%	71.6%	71.1%
Franklin Woods Community Hosp	123	95.9%	100.0%	100.0%	100.0%	100.0%	100.0%	118	0.00%	99.2%	48.3%
Ft Sanders Reg. Med Ctr	250	96.4%	97.2%	94.0%	95.9%	99.2%	99.2%	233	3.00%	100.0%	35.6%
Greeneville Community Hosp East	31	93.5%	100.0%	87.1%	87.1%	100.0%	100.0%	29	3.45%	100.0%	58.6%
Hardin Med Ctr	27	96.3%	96.3%	96.3%	96.3%	100.0%	100.0%	25	4.00%	85.7%	32.1%
Hendersonville Med Ctr	71	94.4%	98.5%	98.6%	100.0%	100.0%	100.0%	70	2.86%	39.4%	74.6%
Henry County Med Ctr	48	97.9%	97.9%	97.9%	97.9%	100.0%	100.0%	48	0.00%	93.9%	57.1%
Indian Path Community Hosp	91	97.8%	97.8%	92.3%	92.3%	100.0%	100.0%	86	0.00%	98.9%	19.5%
Jackson-Madison Co Gen Hosp	250	89.6%	94.9%	96.0%	98.4%	99.6%	100.0%	243	1.23%	94.3%	19.0%
Johnson City Med Ctr	91	79.1%	96.0%	93.4%	93.4%	100.0%	100.0%	63	3.17%	98.4%	15.6%
Johnson City Med Ctr-Nicu	--	--	--	--	--	--	--	48	2.08%	--	29.4%
Lebonheur Children's Hosp	--	--	--	--	--	--	--	27	0.00%	--	50.0%
Leconte Med Ctr	84	96.4%	96.4%	98.8%	98.8%	100.0%	100.0%	78	2.56%	92.8%	66.7%
Lincoln Med Ctr	24	87.5%	95.5%	91.7%	95.7%	100.0%	100.0%	21	4.76%	91.3%	43.5%

\*Reported by birthing facility based on date of BIRTH. Screens could have been performed in a facility other than the birth hospital.

\*\*Reported by submitting facility based on date of COLLECTION of the specimen submitted. Excluded specimens collected < 24 hours of age.

+Reported by submitting facility based on date of COLLECTION of the 1st specimen submitted for an infant. Excluded records missing information on age at collection.

++Reported by submitting facility based on date of COLLECTION. Included initial specimen and repeats. Excluded records missing information on transit time.

-- No births reported. Vanderbilt NICU births were listed under Vanderbilt University Medical Center, Johnson City Medical Center NICU births were listed under Johnson City Medical Center. East Tennessee Children's Hospital and LeBonheur Children's Hospital are not birthing hospitals, therefore, no births were reported.

^ No specimens collected.

# Tennessee Department of Health Newborn Screening Program

Performance Data by Facility  
2/1/2021 - 2/28/2021

Name of Birthing or Submitting Facility	Number of Births*	Critical Congenital Heart Disease (CCHD) Screen (Target 100%)*	CCHD Screen Excluding Deaths, Refusals, Echoed, On O2 and Pre-screen Diagnosis	Hearing Screen (Target 100%)*	Hearing Screen Excluding Deaths, Refusals and Corrected Gestational Age <36 wks	Dried Blood Spot (DBS) Screen (Target 100%)*	DBS Screen Excluding Deaths and Refusals	Number of DBS Specimens**	Unsatisfactory DBS Specimen (Target <1%)**	DBS Collected 24-36 hrs of Age (Target 100%)+	DBS Transit Time <2 Days from Collection (Target 100%)++
Livingston Reg. Hosp	27	100.0%	100.0%	96.3%	96.3%	100.0%	100.0%	27	11.11%	100.0%	55.6%
Maury Reg. Hosp	106	97.2%	99.0%	99.1%	99.1%	100.0%	100.0%	104	0.96%	76.0%	65.4%
Methodist Healthcare-Germantown	324	94.1%	99.0%	97.5%	97.8%	99.7%	100.0%	326	0.92%	93.5%	36.8%
Methodist Hosp-South	76	97.4%	98.7%	97.4%	97.4%	100.0%	100.0%	75	0.00%	96.1%	17.9%
Methodist Med Ctr Oak Ridge	23	100.0%	100.0%	100.0%	100.0%	100.0%	100.0%	23	0.00%	95.8%	62.5%
Metro Nashville General Hosp	21	90.5%	100.0%	95.2%	95.2%	100.0%	100.0%	20	0.00%	5.0%	71.4%
Morristown-Hamblen Healthcare	61	95.1%	96.7%	93.4%	93.4%	100.0%	100.0%	57	3.51%	98.2%	61.4%
Northcrest Med Ctr	40	100.0%	100.0%	95.0%	95.0%	100.0%	100.0%	39	0.00%	95.0%	60.0%
Other Non-Birthing Hosps	1	100.0%	100.0%	100.0%	100.0%	100.0%	100.0%	^	^	--	^
Park Ridge East Hosp	158	98.7%	100.0%	94.9%	94.9%	100.0%	100.0%	157	1.27%	95.6%	35.0%
Parkwest Med Ctr	148	97.3%	98.6%	96.6%	97.3%	100.0%	100.0%	143	1.40%	94.0%	49.3%
Reg. Med Ctr At Memphis	177	91.5%	98.2%	84.7%	86.2%	98.9%	100.0%	168	5.36%	84.0%	45.3%
Riverview Reg. Med Ctr	3	100.0%	100.0%	100.0%	100.0%	100.0%	100.0%	4	25.00%	100.0%	25.0%
Southern Tn Reg. Health - Lawrenceburg	25	92.0%	95.8%	76.0%	79.2%	96.0%	96.0%	22	13.64%	95.7%	20.8%
Southern Tn Reg. Health - Pulaski	11	90.9%	90.9%	81.8%	90.0%	100.0%	100.0%	11	0.00%	90.9%	33.3%
Southern Tn Reg. Health - Winchester	38	100.0%	100.0%	84.2%	84.2%	100.0%	100.0%	37	0.00%	92.3%	20.5%
St Francis Hosp	122	98.4%	98.4%	97.5%	99.2%	100.0%	100.0%	121	4.13%	95.9%	46.4%
St Francis Hosp - Bartlett	31	93.5%	100.0%	96.8%	100.0%	100.0%	100.0%	30	0.00%	87.1%	51.6%
St. Thomas Midtown	496	97.4%	99.6%	88.5%	89.4%	99.8%	100.0%	487	3.90%	50.4%	78.9%
St. Thomas River Park Hosp	34	100.0%	100.0%	82.4%	82.4%	100.0%	100.0%	35	0.00%	97.1%	60.0%
St. Thomas Rutherford Hosp	268	95.5%	98.8%	98.9%	99.3%	100.0%	100.0%	271	1.85%	71.6%	57.2%
Stonecrest Med Ctr	69	97.1%	100.0%	100.0%	100.0%	100.0%	100.0%	67	1.49%	97.0%	71.6%
Sumner Reg. Med Ctr	53	94.3%	96.2%	100.0%	100.0%	100.0%	100.0%	53	0.00%	100.0%	30.2%
Sweetwater Hosp Assoc	18	100.0%	100.0%	100.0%	100.0%	100.0%	100.0%	17	0.00%	100.0%	58.8%
Tennova Healthcare Harton-Tullahoma	36	88.9%	100.0%	55.6%	55.6%	97.2%	100.0%	34	2.94%	97.1%	20.0%
Tennova Healthcare Newport Med Ctr	11	100.0%	100.0%	100.0%	100.0%	100.0%	100.0%	11	0.00%	100.0%	45.5%
Tennova Healthcare-Clarksville	142	92.3%	99.2%	95.8%	96.5%	100.0%	100.0%	142	0.00%	95.1%	39.6%

\*Reported by birthing facility based on date of BIRTH. Screens could have been performed in a facility other than the birth hospital.

\*\*Reported by submitting facility based on date of COLLECTION of the specimen submitted. Excluded specimens collected < 24 hours of age.

+Reported by submitting facility based on date of COLLECTION of the 1st specimen submitted for an infant. Excluded records missing information on age at collection.

++Reported by submitting facility based on date of COLLECTION. Included initial specimen and repeats. Excluded records missing information on transit time.

-- No births reported. Vanderbilt NICU births were listed under Vanderbilt University Medical Center, Johnson City Medical Center NICU births were listed under Johnson City Medical Center. East Tennessee Children's Hospital and LeBonheur Children's Hospital are not birthing hospitals, therefore, no births were reported.

^ No specimens collected.

# Tennessee Department of Health Newborn Screening Program

Performance Data by Facility  
2/1/2021 - 2/28/2021

Name of Birthing or Submitting Facility	Number of Births*	Critical Congenital Heart Disease (CCHD) Screen (Target 100%)*	CCHD Screen Excluding Deaths, Refusals, Echoed, On O2 and Pre-screen Diagnosis	Hearing Screen (Target 100%)*	Hearing Screen Excluding Deaths, Refusals and Corrected Gestational Age <36 wks	Dried Blood Spot (DBS) Screen (Target 100%)*	DBS Screen Excluding Deaths and Refusals	Number of DBS Specimens**	Unsatisfactory DBS Specimen (Target <1%)**	DBS Collected 24-36 hrs of Age (Target 100%)+	DBS Transit Time <2 Days from Collection (Target 100%)++
Tennova Healthcare-Cleveland	81	98.8%	100.0%	92.6%	93.8%	97.5%	100.0%	79	2.53%	36.7%	75.9%
Tennova North Knoxville Med Ctr	64	96.9%	96.9%	98.4%	98.4%	100.0%	100.0%	63	1.59%	96.9%	21.5%
The Farm Midwifery Center	3	100.0%	100.0%	100.0%	100.0%	100.0%	100.0%	3	0.00%	0.0%	0.0%
Tristar Centennial Med Ctr	269	90.3%	99.2%	95.9%	98.5%	99.3%	100.0%	273	2.56%	55.3%	83.6%
Tristar Horizon Med Ctr	42	92.9%	97.5%	95.2%	97.6%	97.6%	97.6%	40	10.00%	90.2%	26.8%
Tristar Summit Med Ctr	78	98.7%	100.0%	100.0%	100.0%	100.0%	100.0%	72	1.39%	89.2%	62.2%
Ut Med Ctr	283	91.2%	98.1%	92.2%	93.2%	98.9%	99.6%	281	3.91%	83.5%	47.9%
Vanderbilt University Hosp	384	89.6%	98.3%	91.1%	93.8%	99.5%	100.0%	315	1.90%	99.4%	56.2%
Vanderbilt University Hosp-Nicu	--	--	--	--	--	--	--	93	4.30%	--	60.6%
Vanderbilt Wilson County Hosp	52	96.2%	98.0%	94.2%	94.2%	100.0%	100.0%	50	4.00%	94.1%	45.3%
West Tn Healthcare Dyersburg Hosp	35	100.0%	100.0%	100.0%	100.0%	100.0%	100.0%	35	2.86%	17.1%	65.7%
West Tn Healthcare Volunteer Hosp	13	100.0%	100.0%	100.0%	100.0%	92.3%	100.0%	13	0.00%	38.5%	76.9%
Williamson Med Ctr	109	97.2%	99.1%	100.0%	100.0%	100.0%	100.0%	106	0.00%	82.1%	37.7%

\*Reported by birthing facility based on date of BIRTH. Screens could have been performed in a facility other than the birth hospital.

\*\*Reported by submitting facility based on date of COLLECTION of the specimen submitted. Excluded specimens collected < 24 hours of age.

+Reported by submitting facility based on date of COLLECTION of the 1st specimen submitted for an infant. Excluded records missing information on age at collection.

++Reported by submitting facility based on date of COLLECTION. Included initial specimen and repeats. Excluded records missing information on transit time.

-- No births reported. Vanderbilt NICU births were listed under Vanderbilt University Medical Center, Johnson City Medical Center NICU births were listed under Johnson City Medical Center. East Tennessee Children's Hospital and LeBonheur Children's Hospital are not birthing hospitals, therefore, no births were reported.

^ No specimens collected.