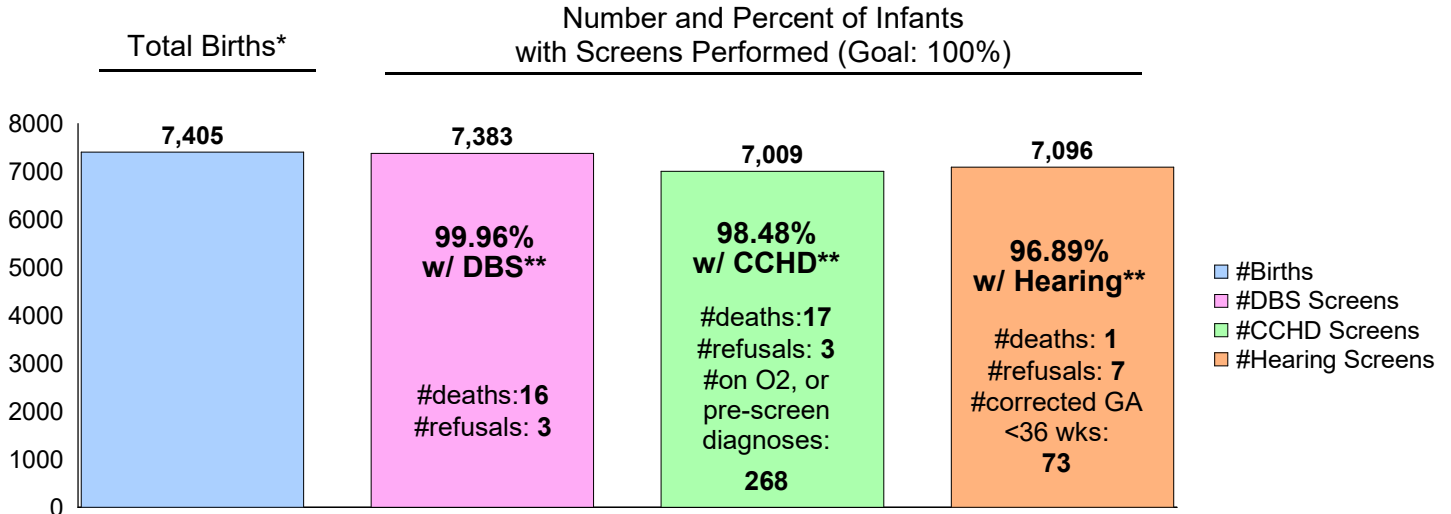


Tennessee Newborn Screening Program Report for STATE OF TENNESSEE (Hospitals Only)

Tennessee State Law (TCA 68-5-401) **requires** that all infants born in the State of Tennessee receive screening for certain conditions using a dried blood spot (DBS) screen, for critical congenital heart disease (CCHD) using pulse oximetry and for congenital hearing loss via hearing screening. Contact us with any questions: 615-532-8462.

Screens Performed for Date of BIRTH Range: 8/1/2020 - 8/31/2020



*Total births include number of infants born in Tennessee hospitals. Screens could have been performed in a facility other than the birth hospital.

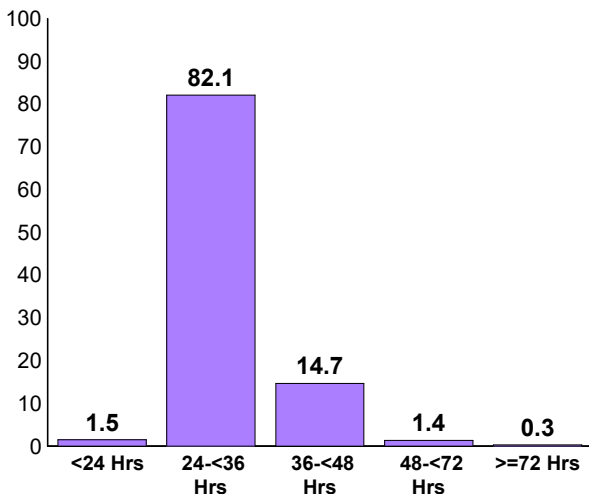
**Excludes births without a screen due to death within two days of birth, refusal, on O2, echoed, or pre-screen diagnosis. Babies with corrected gestational age less than 36 weeks were also excluded for hearing screening.

Unsatisfactory Specimen Rate for Date of COLLECTION Range: 8/1/2020 - 8/31/2020

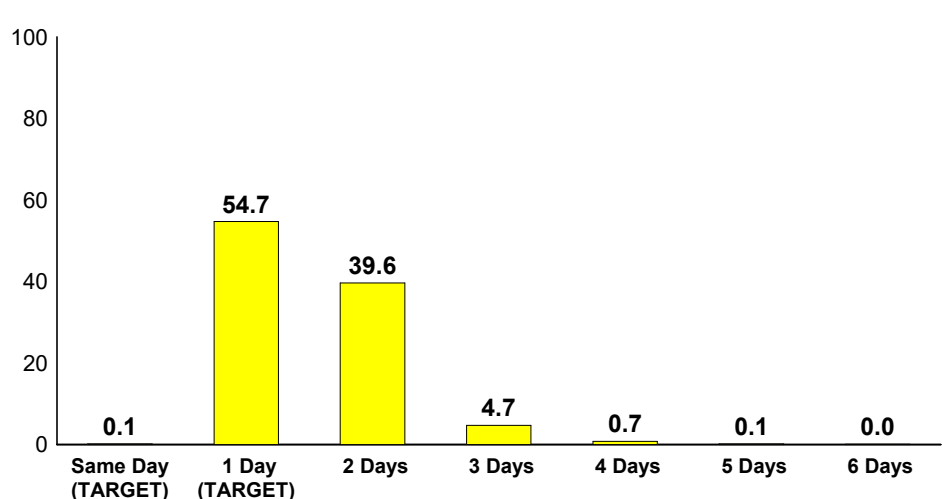
The unsatisfactory specimen rate of the DBS submitted for the State (hospitals only): 1.90% (Goal <1%)

Age at Collection and Transit Time Rates for Date of COLLECTION Range: 8/1/2020 - 8/31/2020

Age at Initial DBS Collection (%)
Target: Collected between 24-36 hrs of age*



Transit Time from DBS Collection to the State Lab (%)
(Initial and Repeats)
Target: Arrive in lab <2 days from collection*



Age at collection and transit time data are for specimens collected by hospitals. For transit time: Same Day means specimen arrived the same day as collection, 1 Day means specimen arrived one day after collection, 2 Days means specimen arrived 2 days after collection etc.

Tennessee Department of Health Newborn Screening Program

Performance Data by Facility
8/1/2020 - 8/31/2020

Name of Birthing or Submitting Facility	Number of Births*	Critical Congenital Heart Disease (CCHD) Screen (Target 100%)*	CCHD Screen Excluding Deaths, Refusals, Echoed, On O2 and Pre-screen Diagnosis	Hearing Screen (Target 100%)*	Hearing Screen Excluding Deaths, Refusals and Corrected Gestational Age <36 wks	Dried Blood Spot (DBS) Screen (Target 100%)*	DBS Screen Excluding Deaths and Refusals	Number of DBS Specimens**	Unsatisfactory DBS Specimen (Target <1%)**	DBS Collected 24-36 hrs of Age (Target 100%)+	DBS Transit Time <2 Days from Collection (Target 100%)++
All Tennessee Hospitals	7,405	94.7%	98.5%	95.8%	96.9%	99.7%	100.0%	7,522	1.90%	82.1%	54.8%
Athens Regional Medical Center	29	96.6%	96.6%	100.0%	100.0%	100.0%	100.0%	27	11.11%	0.0%	81.5%
Baby & Co Nashville	28	100.0%	100.0%	100.0%	100.0%	100.0%	100.0%	24	0.00%	78.3%	87.5%
Ballad Health Bristol Regional Medical Center	99	96.0%	100.0%	96.0%	97.9%	100.0%	100.0%	98	3.06%	96.0%	13.7%
Baptist Mem Hosp-Union City	42	92.9%	95.1%	100.0%	100.0%	100.0%	100.0%	42	0.00%	95.2%	52.4%
Baptist Memorial Hosp Memphis	514	96.1%	97.8%	94.6%	96.2%	99.8%	100.0%	525	0.95%	94.5%	45.1%
Baptist Memorial Hospital-Tipton	29	100.0%	100.0%	100.0%	100.0%	100.0%	100.0%	28	7.14%	96.4%	60.7%
Big South Fork Medical Center	1	100.0%	100.0%	100.0%	100.0%	100.0%	100.0%	^	^	--	^
Blanchfield Army Community Hospital	137	96.4%	100.0%	100.0%	100.0%	100.0%	100.0%	134	1.49%	96.4%	34.8%
Blount Memorial Hospital	61	95.1%	98.3%	98.4%	98.4%	100.0%	100.0%	57	1.75%	94.9%	37.3%
Cookeville Regional Medical	122	95.9%	100.0%	96.7%	97.5%	100.0%	100.0%	122	1.64%	93.6%	70.1%
Cumberland Medical Center	45	97.8%	97.8%	97.8%	97.8%	97.8%	97.8%	46	2.17%	100.0%	63.0%
East Tennessee Children's Hospital	--	--	--	--	--	--	--	82	1.22%	--	33.7%
Erlanger East Women's Services	256	99.6%	100.0%	99.2%	99.2%	100.0%	100.0%	259	0.00%	66.7%	62.2%
Erlanger Medical Center	197	85.8%	96.0%	91.4%	94.7%	99.0%	100.0%	209	4.31%	67.8%	63.1%
Franklin Woods Community Hospital	143	93.7%	95.0%	100.0%	100.0%	100.0%	100.0%	141	0.00%	99.3%	34.0%
Ft Sanders Regional Med Ctr	253	96.4%	98.0%	96.8%	97.2%	100.0%	100.0%	234	0.85%	99.6%	36.8%
Greeneville Community Hospital East	38	97.4%	100.0%	78.9%	78.9%	97.4%	100.0%	38	2.63%	100.0%	86.8%
Hardin Medical Center	23	91.3%	95.5%	95.7%	95.7%	100.0%	100.0%	22	4.55%	91.3%	41.7%
Hendersonville Medical Center	92	89.1%	93.2%	98.9%	98.9%	100.0%	100.0%	92	1.09%	38.0%	76.1%
Henry County Medical Center	57	96.5%	100.0%	94.7%	94.7%	100.0%	100.0%	53	1.89%	100.0%	30.2%
Indian Path Community Hospital	82	93.9%	100.0%	97.6%	98.8%	100.0%	100.0%	80	2.50%	98.8%	17.3%
Jackson-Madison Co Gen Hosp	291	95.2%	99.6%	91.1%	91.7%	99.0%	100.0%	300	1.00%	96.2%	19.5%
Johnson City Medical Center	127	82.7%	94.6%	97.6%	99.2%	100.0%	100.0%	91	4.40%	100.0%	14.3%
Johnson City Medical Center-NICU	--	--	--	--	--	--	--	54	1.85%	--	54.2%
LeBonheur Children's Hospital	1	--	--	100.0%	100.0%	100.0%	100.0%	26	0.00%	--	37.0%
LeConte Medical Center	80	98.8%	98.8%	100.0%	100.0%	100.0%	100.0%	76	3.95%	92.7%	74.4%

*Reported by birthing facility based on date of BIRTH. Screens could have been performed in a facility other than the birth hospital.

**Reported by submitting facility based on date of COLLECTION of the specimen submitted. Excluded specimens collected < 24 hours of age.

+Reported by submitting facility based on date of COLLECTION of the 1st specimen submitted for an infant. Excluded records missing information on age at collection.

++Reported by submitting facility based on date of COLLECTION. Included initial specimen and repeats. Excluded records missing information on transit time.

-- No births reported. Vanderbilt NICU births were listed under Vanderbilt University Medical Center, Johnson City Medical Center NICU births were listed under Johnson City Medical Center. East Tennessee Children's Hospital and LeBonheur Children's Hospital are not birthing hospitals, therefore, no births were reported.

^ No specimens collected.

Tennessee Department of Health Newborn Screening Program

Performance Data by Facility
8/1/2020 - 8/31/2020

Name of Birthing or Submitting Facility	Number of Births*	Critical Congenital Heart Disease (CCHD) Screen (Target 100%)*	CCHD Screen Excluding Deaths, Refusals, Echoed, On O2 and Pre-screen Diagnosis	Hearing Screen (Target 100%)*	Hearing Screen Excluding Deaths, Refusals and Corrected Gestational Age <36 wks	Dried Blood Spot (DBS) Screen (Target 100%)*	DBS Screen Excluding Deaths and Refusals	Number of DBS Specimens**	Unsatisfactory DBS Specimen (Target <1%)**	DBS Collected 24-36 hrs of Age (Target 100%)+	DBS Transit Time <2 Days from Collection (Target 100%)++
Lincoln Medical Center	23	87.0%	90.9%	91.3%	91.3%	100.0%	100.0%	20	0.00%	90.9%	77.3%
Livingston Regional Hospital	37	94.6%	100.0%	94.6%	97.2%	97.3%	100.0%	35	5.71%	97.1%	74.3%
Maury Regional Hospital	136	97.8%	100.0%	98.5%	99.3%	100.0%	100.0%	140	2.86%	71.9%	70.0%
Methodist Healthcare-Germantown	352	95.7%	100.0%	95.7%	97.1%	100.0%	100.0%	349	1.43%	89.5%	38.9%
Methodist Hospital-South	81	97.5%	97.5%	90.1%	90.1%	100.0%	100.0%	78	3.85%	95.1%	23.5%
Methodist Med Ctr Oak Ridge	43	97.7%	97.7%	100.0%	100.0%	100.0%	100.0%	39	2.56%	89.7%	70.0%
Metro Nashville General Hosp	35	91.4%	97.0%	94.3%	94.3%	97.1%	97.1%	36	0.00%	19.4%	94.4%
Morristown-Hamblen Healthcare	74	93.2%	98.6%	97.3%	97.3%	100.0%	100.0%	67	1.49%	98.5%	88.1%
Northcrest Medical Center	59	89.8%	98.1%	98.3%	98.3%	100.0%	100.0%	58	0.00%	36.1%	45.9%
Other Non-Birthing Hospitals	1	100.0%	100.0%	100.0%	100.0%	100.0%	100.0%	^	^	--	^
Park Ridge East Hospital	166	92.2%	97.5%	72.9%	76.1%	100.0%	100.0%	165	0.00%	94.6%	44.0%
Parkwest Medical Center	164	97.6%	98.8%	98.2%	98.2%	100.0%	100.0%	155	0.65%	92.7%	61.7%
Regional Med Ctr At Memphis	223	91.9%	97.6%	93.7%	94.6%	98.7%	100.0%	226	3.98%	83.2%	55.7%
Riverview Regional Medical Center	5	80.0%	80.0%	100.0%	100.0%	100.0%	100.0%	6	0.00%	100.0%	33.3%
Southern Tennessee Regional Health - Lawrence	39	94.9%	100.0%	89.7%	92.1%	97.4%	100.0%	37	18.92%	92.1%	46.2%
Southern Tennessee Regional Health - Pulaski	19	100.0%	100.0%	100.0%	100.0%	100.0%	100.0%	19	0.00%	94.4%	52.6%
Southern Tennessee Regional Health - Winchest	73	97.3%	97.3%	97.3%	97.3%	100.0%	100.0%	74	0.00%	93.2%	40.5%
St Francis Hospital	128	98.4%	100.0%	98.4%	98.4%	99.2%	100.0%	124	0.00%	99.2%	56.5%
St Francis Hospital - Bartlett	36	91.7%	94.3%	94.4%	94.4%	100.0%	100.0%	38	2.63%	89.5%	34.2%
St. Thomas Midtown	583	96.7%	98.8%	97.1%	98.4%	99.7%	100.0%	571	2.63%	52.2%	86.2%
St. Thomas River Park Hospital	41	95.1%	100.0%	100.0%	100.0%	100.0%	100.0%	37	0.00%	92.5%	72.5%
St. Thomas Rutherford Hospital	321	94.7%	99.3%	99.4%	99.4%	99.7%	100.0%	329	0.91%	61.3%	69.7%
Stonecrest Medical Center	86	96.5%	98.8%	97.7%	97.7%	98.8%	98.8%	85	2.35%	95.4%	43.7%
Sumner Regional Medical Center	66	95.5%	95.5%	98.5%	98.5%	100.0%	100.0%	68	1.47%	98.5%	32.4%
Sweetwater Hospital Assoc	26	100.0%	100.0%	100.0%	100.0%	100.0%	100.0%	25	0.00%	100.0%	56.0%
Tennova Healthcare Harton-Tullahoma	44	93.2%	95.3%	95.5%	95.5%	100.0%	100.0%	42	0.00%	92.9%	20.9%
Tennova Healthcare Newport Medical Center	11	100.0%	100.0%	100.0%	100.0%	100.0%	100.0%	11	0.00%	100.0%	72.7%

*Reported by birthing facility based on date of BIRTH. Screens could have been performed in a facility other than the birth hospital.

**Reported by submitting facility based on date of COLLECTION of the specimen submitted. Excluded specimens collected < 24 hours of age.

+Reported by submitting facility based on date of COLLECTION of the 1st specimen submitted for an infant. Excluded records missing information on age at collection.

++Reported by submitting facility based on date of COLLECTION. Included initial specimen and repeats. Excluded records missing information on transit time.

-- No births reported. Vanderbilt NICU births were listed under Vanderbilt University Medical Center, Johnson City Medical Center NICU births were listed under Johnson City Medical Center. East Tennessee Children's Hospital and LeBonheur Children's Hospital are not birthing hospitals, therefore, no births were reported.

^ No specimens collected.

Tennessee Department of Health Newborn Screening Program

Performance Data by Facility
8/1/2020 - 8/31/2020

Name of Birthing or Submitting Facility	Number of Births*	Critical Congenital Heart Disease (CCHD) Screen (Target 100%)*	CCHD Screen Excluding Deaths, Refusals, Echoed, On O2 and Pre-screen Diagnosis	Hearing Screen (Target 100%)*	Hearing Screen Excluding Deaths, Refusals and Corrected Gestational Age <36 wks	Dried Blood Spot (DBS) Screen (Target 100%)*	DBS Screen Excluding Deaths and Refusals	Number of DBS Specimens**	Unsatisfactory DBS Specimen (Target <1%)**	DBS Collected 24-36 hrs of Age (Target 100%)+	DBS Transit Time <2 Days from Collection (Target 100%)++
Tennova Healthcare-Clarksville	189	94.7%	98.9%	97.4%	98.9%	100.0%	100.0%	187	0.53%	95.7%	36.2%
Tennova Healthcare-Cleveland	77	98.7%	100.0%	100.0%	100.0%	100.0%	100.0%	83	0.00%	40.2%	75.9%
Tennova North Knoxville Medical Center	48	100.0%	100.0%	97.9%	97.9%	100.0%	100.0%	45	0.00%	100.0%	37.8%
Tristar Centennial Medical Center	295	92.5%	98.9%	93.9%	97.2%	99.3%	100.0%	313	2.88%	51.8%	92.5%
Tristar Horizon Medical Center	48	97.9%	100.0%	97.9%	97.9%	100.0%	100.0%	47	2.13%	89.6%	25.0%
Tristar Summit Medical Center	109	94.5%	97.2%	98.2%	99.1%	100.0%	100.0%	103	1.94%	87.6%	66.4%
UT Medical Center	343	94.5%	98.8%	97.7%	98.2%	99.7%	100.0%	350	2.29%	85.0%	43.8%
Vanderbilt University Hospital-NICU	--	--	--	--	--	--	--	88	5.68%	--	63.0%
Vanderbilt University Medical Center	415	87.5%	98.6%	92.3%	95.5%	100.0%	100.0%	341	1.47%	99.1%	69.1%
Vanderbilt Wilson County Hospital	39	97.4%	97.4%	100.0%	100.0%	100.0%	100.0%	43	2.33%	100.0%	48.8%
West Tennessee Healthcare Dyersburg Hospital	48	95.8%	100.0%	100.0%	100.0%	100.0%	100.0%	49	6.12%	34.0%	80.8%
West Tennessee Healthcare North Hospital	--	--	--	--	--	--	--	1	100.0%	--	100.0%
West Tennessee Healthcare Volunteer Hospital	18	100.0%	100.0%	100.0%	100.0%	100.0%	100.0%	18	0.00%	55.6%	100.0%
Williamson Medical Center	157	98.1%	99.4%	98.1%	98.7%	100.0%	100.0%	160	2.50%	91.9%	52.2%

*Reported by birthing facility based on date of BIRTH. Screens could have been performed in a facility other than the birth hospital.

**Reported by submitting facility based on date of COLLECTION of the specimen submitted. Excluded specimens collected < 24 hours of age.

++Reported by submitting facility based on date of COLLECTION of the 1st specimen submitted for an infant. Excluded records missing information on age at collection.

+++Reported by submitting facility based on date of COLLECTION. Included initial specimen and repeats. Excluded records missing information on transit time.

-- No births reported. Vanderbilt NICU births were listed under Vanderbilt University Medical Center, Johnson City Medical Center NICU births were listed under Johnson City Medical Center. East Tennessee Children's Hospital and LeBonheur Children's Hospital are not birthing hospitals, therefore, no births were reported.

^ No specimens collected.