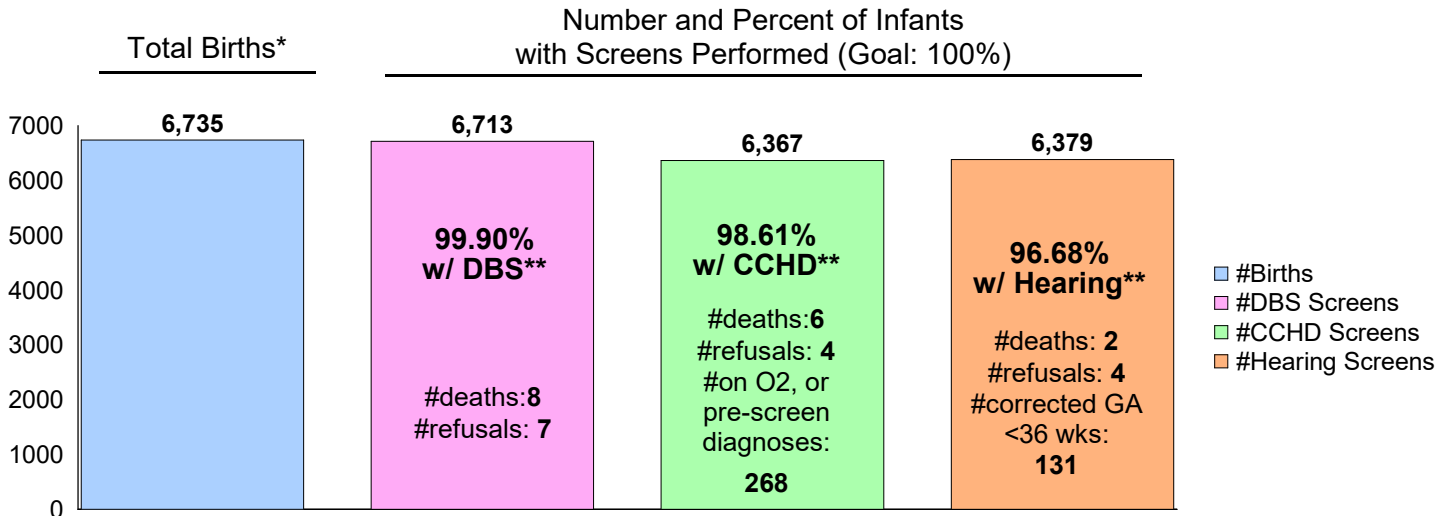


# Tennessee Newborn Screening Program Report for STATE OF TENNESSEE (Hospitals Only)

Tennessee State Law (TCA 68-5-401) **requires** that all infants born in the State of Tennessee receive screening for certain conditions using a dried blood spot (DBS) screen, for critical congenital heart disease (CCHD) using pulse oximetry and for congenital hearing loss via hearing screening. Contact us with any questions: 615-532-8462.

## Screens Performed for Date of BIRTH Range: 4/1/2021 - 4/30/2021



\*Total births include number of infants born in Tennessee hospitals. Screens could have been performed in a facility other than the birth hospital.

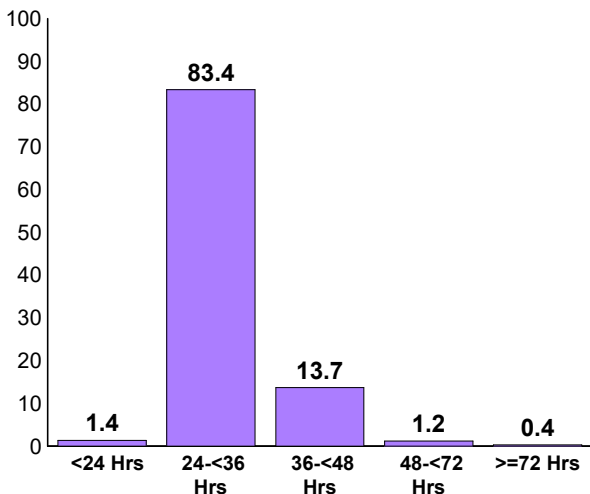
\*\*Excludes births without a screen due to death within two days of birth, refusal, on O2, echoed, or pre-screen diagnosis. Babies with corrected gestational age less than 36 weeks were also excluded for hearing screening.

## Unsatisfactory Specimen Rate for Date of COLLECTION Range: 4/1/2021 - 4/30/2021

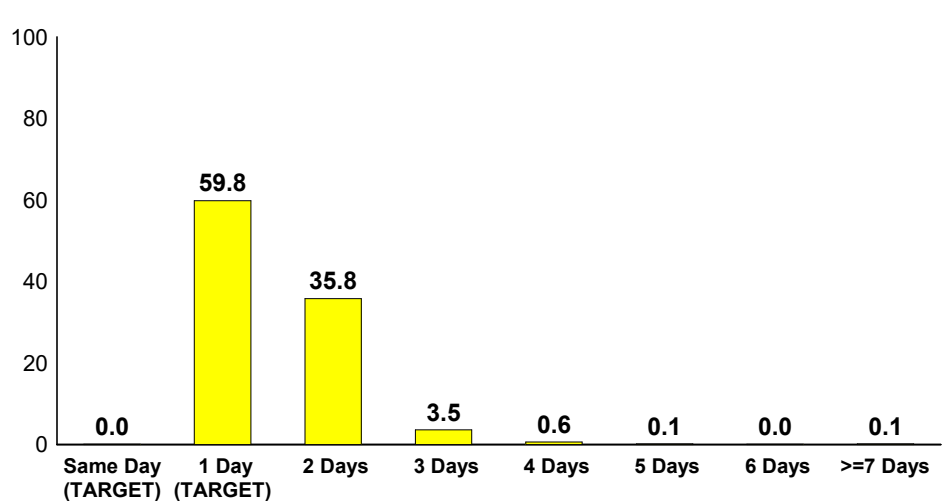
The unsatisfactory specimen rate of the DBS submitted for the State (hospitals only): 1.60% (Goal <1%)

## Age at Collection and Transit Time Rates for Date of COLLECTION Range: 4/1/2021 - 4/30/2021

Age at Initial DBS Collection (%)  
Target: Collected between 24-36 hrs of age\*



Transit Time from DBS Collection to the State Lab (%)  
(Initial and Repeats)  
Target: Arrive in lab <2 days from collection\*



Age at collection and transit time data are for specimens collected by hospitals. For transit time: Same Day means specimen arrived the same day as collection, 1 Day means specimen arrived one day after collection, 2 Days means specimen arrived 2 days after collection etc.

# Tennessee Department of Health Newborn Screening Program

Performance Data by Facility  
4/1/2021 - 4/30/2021

Name of Birthing or Submitting Facility	Number of Births*	Critical Congenital Heart Disease (CCHD) Screen (Target 100%)*	CCHD Screen Excluding Deaths, Refusals, Echoed, On O2 and Pre-screen Diagnosis	Hearing Screen (Target 100%)*	Hearing Screen Excluding Deaths, Refusals and Corrected Gestational Age <36 wks	Dried Blood Spot (DBS) Screen (Target 100%)*	DBS Screen Excluding Deaths and Refusals	Number of DBS Specimens**	Unsatisfactory DBS Specimen (Target <1%)**	DBS Collected 24-36 hrs of Age (Target 100%)+	DBS Transit Time <2 Days from Collection (Target 100%)++
<b>All Tennessee Hospitals</b>	<b>6,735</b>	<b>94.5%</b>	<b>98.6%</b>	<b>94.7%</b>	<b>96.7%</b>	<b>99.7%</b>	<b>99.9%</b>	<b>6,864</b>	<b>1.60%</b>	<b>83.4%</b>	<b>59.9%</b>
Athens Reg. Med Ctr	28	100.0%	100.0%	100.0%	100.0%	100.0%	100.0%	25	4.00%	3.7%	82.1%
Baby & Co Nashville	20	100.0%	100.0%	100.0%	100.0%	100.0%	100.0%	19	5.26%	66.7%	68.4%
Ballad Health Bristol Reg. Med Ctr	106	96.2%	97.1%	97.2%	97.2%	100.0%	100.0%	101	0.99%	98.1%	28.2%
Baptist Mem Hosp-Union City	49	93.9%	95.8%	93.9%	93.9%	98.0%	98.0%	54	7.41%	94.3%	67.3%
Baptist Memorial Hosp Memphis	464	95.7%	98.7%	93.3%	96.9%	100.0%	100.0%	468	0.64%	93.6%	46.8%
Baptist Memorial Hosp-Tipton	19	100.0%	100.0%	100.0%	100.0%	100.0%	100.0%	18	11.11%	94.7%	57.9%
Blanchfield Army Community Hosp	97	96.9%	98.9%	99.0%	100.0%	100.0%	100.0%	97	0.00%	98.0%	61.6%
Blount Memorial Hosp	56	100.0%	100.0%	98.2%	98.2%	100.0%	100.0%	54	0.00%	96.4%	56.4%
Cookeville Reg. Medical	105	99.0%	99.0%	99.0%	99.0%	100.0%	100.0%	107	1.87%	99.0%	62.0%
Cumberland Med Ctr	55	96.4%	98.1%	92.7%	94.4%	100.0%	100.0%	51	0.00%	96.2%	67.9%
East Tn Children's Hosp	--	--	--	--	--	--	--	109	0.00%	--	46.0%
Erlanger East Women's Services	248	94.8%	98.3%	98.8%	98.8%	100.0%	100.0%	250	0.80%	64.8%	68.5%
Erlanger Med Ctr	206	84.5%	95.1%	87.9%	96.3%	100.0%	100.0%	221	1.81%	71.4%	76.3%
Franklin Woods Community Hosp	125	96.0%	100.0%	99.2%	99.2%	100.0%	100.0%	119	0.00%	97.5%	44.6%
Ft Sanders Reg. Med Ctr	243	95.1%	96.7%	93.4%	95.4%	99.6%	100.0%	210	1.43%	99.5%	37.6%
Greeneville Community Hosp East	31	93.5%	96.7%	96.8%	96.8%	100.0%	100.0%	30	3.33%	96.7%	76.7%
Hardin Med Ctr	26	100.0%	100.0%	100.0%	100.0%	100.0%	100.0%	27	3.70%	96.3%	18.5%
Hendersonville Med Ctr	81	96.3%	100.0%	100.0%	100.0%	100.0%	100.0%	77	1.30%	55.3%	90.9%
Henry County Med Ctr	56	96.4%	100.0%	91.1%	91.1%	100.0%	100.0%	55	0.00%	100.0%	45.5%
Indian Path Community Hosp	80	93.8%	97.4%	96.3%	96.3%	100.0%	100.0%	74	1.35%	94.9%	37.2%
Jackson-Madison Co Gen Hosp	233	90.6%	95.9%	88.8%	92.4%	99.1%	100.0%	232	0.43%	94.9%	28.4%
Johnson City Med Ctr	105	72.4%	96.2%	82.9%	91.6%	99.0%	100.0%	66	0.00%	100.0%	33.3%
Johnson City Med Ctr-Nicu	--	--	--	--	--	--	--	60	8.33%	--	47.5%
Lebonheur Children's Hosp	--	--	--	--	--	--	--	21	4.76%	--	42.9%
Leconte Med Ctr	92	98.9%	98.9%	100.0%	100.0%	100.0%	100.0%	88	3.41%	96.6%	87.6%
Lincoln Med Ctr	15	100.0%	100.0%	93.3%	93.3%	100.0%	100.0%	17	0.00%	88.9%	61.1%

\*Reported by birthing facility based on date of BIRTH. Screens could have been performed in a facility other than the birth hospital.

\*\*Reported by submitting facility based on date of COLLECTION of the specimen submitted. Excluded specimens collected < 24 hours of age.

+Reported by submitting facility based on date of COLLECTION of the 1st specimen submitted for an infant. Excluded records missing information on age at collection.

++Reported by submitting facility based on date of COLLECTION. Included initial specimen and repeats. Excluded records missing information on transit time.

-- No births reported. Vanderbilt NICU births were listed under Vanderbilt University Medical Center, Johnson City Medical Center NICU births were listed under Johnson City Medical Center. East Tennessee Children's Hospital and LeBonheur Children's Hospital are not birthing hospitals, therefore, no births were reported.

^ No specimens collected.

# Tennessee Department of Health Newborn Screening Program

Performance Data by Facility  
4/1/2021 - 4/30/2021

Name of Birthing or Submitting Facility	Number of Births*	Critical Congenital Heart Disease (CCHD) Screen (Target 100%)*	CCHD Screen Excluding Deaths, Refusals, Echoed, On O2 and Pre-screen Diagnosis	Hearing Screen (Target 100%)*	Hearing Screen Excluding Deaths, Refusals and Corrected Gestational Age <36 wks	Dried Blood Spot (DBS) Screen (Target 100%)*	DBS Screen Excluding Deaths and Refusals	Number of DBS Specimens**	Unsatisfactory DBS Specimen (Target <1%)**	DBS Collected 24-36 hrs of Age (Target 100%)+	DBS Transit Time <2 Days from Collection (Target 100%)++
Livingston Reg. Hosp	30	100.0%	100.0%	100.0%	100.0%	100.0%	100.0%	31	9.68%	96.9%	62.5%
Maury Reg. Hosp	125	98.4%	100.0%	98.4%	99.2%	100.0%	100.0%	126	3.17%	76.2%	79.5%
Methodist Healthcare-Germantown	345	97.4%	99.7%	97.7%	99.1%	100.0%	100.0%	349	0.86%	94.6%	42.5%
Methodist Hosp-South	49	98.0%	98.0%	98.0%	100.0%	100.0%	100.0%	49	2.04%	90.2%	23.1%
Methodist Med Ctr Oak Ridge	34	100.0%	100.0%	97.1%	97.1%	100.0%	100.0%	32	0.00%	93.8%	82.4%
Metro Nashville General Hosp	25	92.0%	100.0%	100.0%	100.0%	100.0%	100.0%	29	0.00%	17.9%	89.7%
Morristown-Hamblen Healthcare	58	98.3%	98.3%	98.3%	98.3%	100.0%	100.0%	57	5.26%	100.0%	87.7%
Northcrest Med Ctr	39	100.0%	100.0%	94.9%	94.9%	100.0%	100.0%	38	0.00%	97.4%	61.5%
Other Non-Birthing Hosps	2	100.0%	100.0%	100.0%	100.0%	100.0%	100.0%	^	^	--	^
Park Ridge East Hosp	189	95.8%	97.8%	93.7%	95.7%	100.0%	100.0%	191	1.57%	92.1%	41.5%
Parkwest Med Ctr	151	99.3%	100.0%	92.1%	92.7%	100.0%	100.0%	148	0.00%	95.5%	67.5%
Reg. Med Ctr At Memphis	182	91.8%	97.7%	87.9%	93.6%	99.5%	99.5%	178	2.81%	81.8%	50.0%
Riverview Reg. Med Ctr	5	100.0%	100.0%	100.0%	100.0%	100.0%	100.0%	5	0.00%	100.0%	20.0%
Southern Tn Reg. Health - Lawrenceburg	32	84.4%	96.4%	59.4%	65.5%	90.6%	96.7%	28	7.14%	96.4%	44.8%
Southern Tn Reg. Health - Pulaski	9	100.0%	100.0%	100.0%	100.0%	100.0%	100.0%	10	0.00%	90.0%	80.0%
Southern Tn Reg. Health - Winchester	47	97.9%	97.9%	78.7%	78.7%	97.9%	97.9%	45	4.44%	90.9%	15.6%
St Francis Hosp	124	100.0%	100.0%	99.2%	99.2%	100.0%	100.0%	126	0.00%	98.4%	40.9%
St Francis Hosp - Bartlett	18	94.4%	94.4%	100.0%	100.0%	100.0%	100.0%	21	4.76%	90.5%	47.6%
St. Thomas Midtown	564	97.3%	99.3%	95.9%	97.3%	99.5%	99.6%	559	2.68%	55.9%	90.6%
St. Thomas River Park Hosp	40	92.5%	100.0%	95.0%	95.0%	97.5%	100.0%	34	2.94%	87.2%	92.3%
St. Thomas Rutherford Hosp	287	97.6%	98.9%	99.3%	100.0%	100.0%	100.0%	291	0.00%	67.9%	75.4%
Stonecrest Med Ctr	76	93.4%	100.0%	86.8%	86.8%	100.0%	100.0%	76	3.95%	100.0%	65.8%
Sumner Reg. Med Ctr	54	98.1%	100.0%	100.0%	100.0%	100.0%	100.0%	54	5.56%	100.0%	24.1%
Sweetwater Hosp Assoc	16	87.5%	87.5%	87.5%	93.3%	100.0%	100.0%	13	0.00%	100.0%	76.9%
Tennova Healthcare Newport Med Ctr	9	100.0%	100.0%	88.9%	88.9%	100.0%	100.0%	9	11.11%	88.9%	33.3%
Tennova Healthcare-Clarksville	152	93.4%	97.9%	100.0%	100.0%	99.3%	100.0%	150	1.33%	97.4%	39.1%
Tennova Healthcare-Cleveland	76	97.4%	100.0%	97.4%	98.7%	100.0%	100.0%	77	3.90%	42.9%	72.7%

\*Reported by birthing facility based on date of BIRTH. Screens could have been performed in a facility other than the birth hospital.

\*\*Reported by submitting facility based on date of COLLECTION of the specimen submitted. Excluded specimens collected < 24 hours of age.

+Reported by submitting facility based on date of COLLECTION of the 1st specimen submitted for an infant. Excluded records missing information on age at collection.

++Reported by submitting facility based on date of COLLECTION. Included initial specimen and repeats. Excluded records missing information on transit time.

-- No births reported. Vanderbilt NICU births were listed under Vanderbilt University Medical Center, Johnson City Medical Center NICU births were listed under Johnson City Medical Center. East Tennessee Children's Hospital and LeBonheur Children's Hospital are not birthing hospitals, therefore, no births were reported.

^ No specimens collected.

# Tennessee Department of Health Newborn Screening Program

Performance Data by Facility  
4/1/2021 - 4/30/2021

Name of Birthing or Submitting Facility	Number of Births*	Critical Congenital Heart Disease (CCHD) Screen (Target 100%)*	CCHD Screen Excluding Deaths, Refusals, Echoed, On O2 and Pre-screen Diagnosis	Hearing Screen (Target 100%)*	Hearing Screen Excluding Deaths, Refusals and Corrected Gestational Age <36 wks	Dried Blood Spot (DBS) Screen (Target 100%)*	DBS Screen Excluding Deaths and Refusals	Number of DBS Specimens**	Unsatisfactory DBS Specimen (Target <1%)**	DBS Collected 24-36 hrs of Age (Target 100%)+	DBS Transit Time <2 Days from Collection (Target 100%)++
Tennova North Knoxville Med Ctr	63	98.4%	100.0%	98.4%	98.4%	100.0%	100.0%	65	1.54%	97.0%	23.9%
Tristar Centennial Med Ctr	265	87.2%	98.3%	90.2%	94.1%	99.2%	100.0%	268	0.75%	49.8%	94.8%
Tristar Horizon Med Ctr	47	89.4%	95.5%	95.7%	95.7%	100.0%	100.0%	44	6.82%	97.8%	44.4%
Tristar Summit Med Ctr	104	95.2%	99.0%	96.2%	99.0%	100.0%	100.0%	109	3.67%	97.2%	70.9%
Ut Med Ctr	323	93.5%	99.3%	95.4%	97.8%	99.7%	99.7%	335	1.19%	85.8%	54.6%
Vanderbilt Tullahoma Harton Hospital	30	93.3%	96.6%	93.3%	96.6%	96.7%	100.0%	28	0.00%	100.0%	39.3%
Vanderbilt University Hosp	361	87.5%	99.4%	90.9%	94.8%	99.4%	100.0%	288	0.00%	99.7%	76.5%
Vanderbilt University Hosp-Nicu	--	--	--	--	--	--	--	93	1.08%	--	66.7%
Vanderbilt Wilson County Hosp	54	98.1%	100.0%	98.1%	98.1%	100.0%	100.0%	53	0.00%	98.1%	52.8%
West Tn Healthcare Dyersburg Hosp	45	100.0%	100.0%	97.8%	97.8%	100.0%	100.0%	43	6.98%	37.8%	88.9%
West Tn Healthcare Volunteer Hosp	20	100.0%	100.0%	100.0%	100.0%	100.0%	100.0%	21	0.00%	76.2%	81.0%
Williamson Med Ctr	145	97.2%	99.3%	99.3%	99.3%	99.3%	100.0%	141	0.00%	83.0%	47.5%

\*Reported by birthing facility based on date of BIRTH. Screens could have been performed in a facility other than the birth hospital.

\*\*Reported by submitting facility based on date of COLLECTION of the specimen submitted. Excluded specimens collected < 24 hours of age.

+Reported by submitting facility based on date of COLLECTION of the 1st specimen submitted for an infant. Excluded records missing information on age at collection.

++Reported by submitting facility based on date of COLLECTION. Included initial specimen and repeats. Excluded records missing information on transit time.

-- No births reported. Vanderbilt NICU births were listed under Vanderbilt University Medical Center, Johnson City Medical Center NICU births were listed under Johnson City Medical Center. East Tennessee Children's Hospital and LeBonheur Children's Hospital are not birthing hospitals, therefore, no births were reported.

^ No specimens collected.