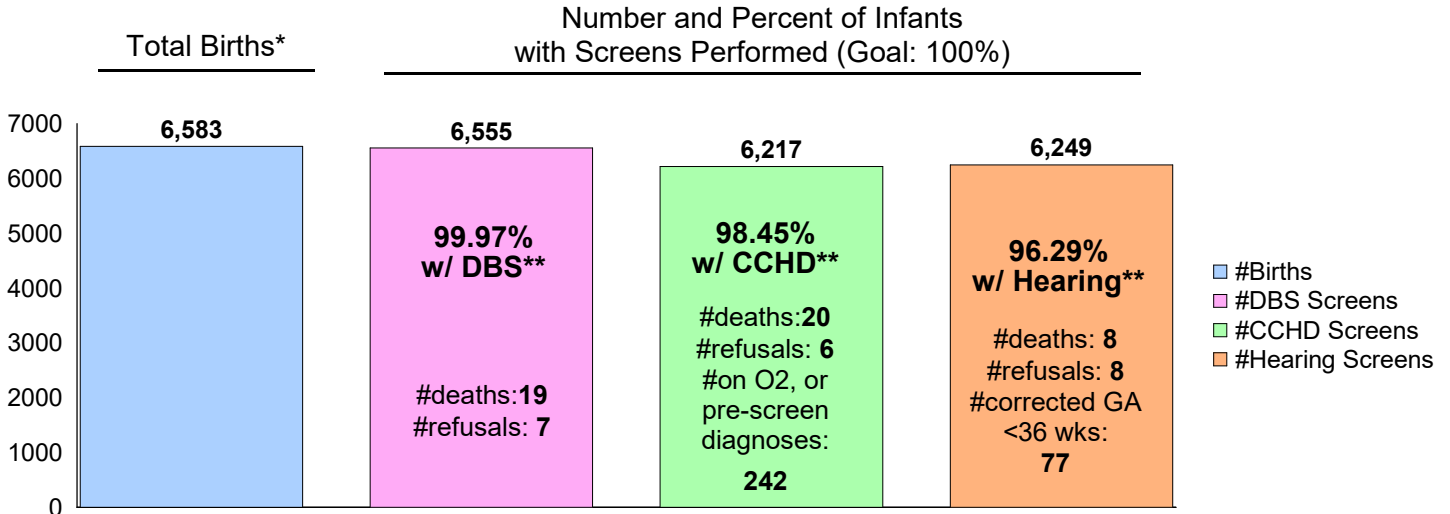


Tennessee Newborn Screening Program Report for STATE OF TENNESSEE (Hospitals Only)

Tennessee State Law (TCA 68-5-401) **requires** that all infants born in the State of Tennessee receive screening for certain conditions using a dried blood spot (DBS) screen, for critical congenital heart disease (CCHD) using pulse oximetry and for congenital hearing loss via hearing screening. Contact us with any questions: 615-532-8462.

Screens Performed for Date of BIRTH Range: 4/1/2020 - 4/30/2020



*Total births include number of infants born in Tennessee hospitals. Screens could have been performed in a facility other than the birth hospital.

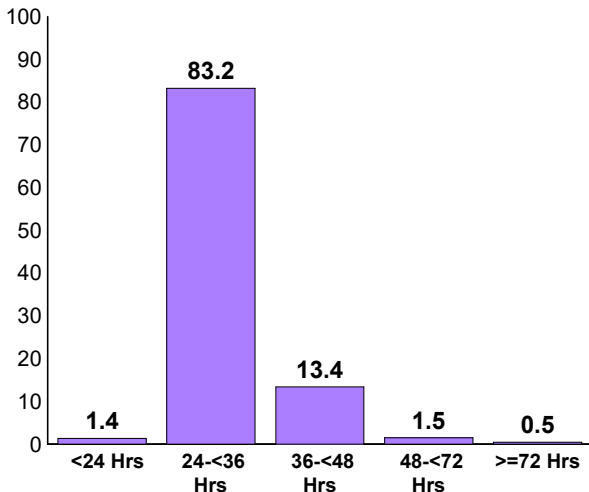
**Excludes births without a screen due to death within two days of birth, refusal, on O2, echoed, or pre-screen diagnosis. Babies with corrected gestational age less than 36 weeks were also excluded for hearing screening.

Unsatisfactory Specimen Rate for Date of COLLECTION Range: 4/1/2020 - 4/30/2020

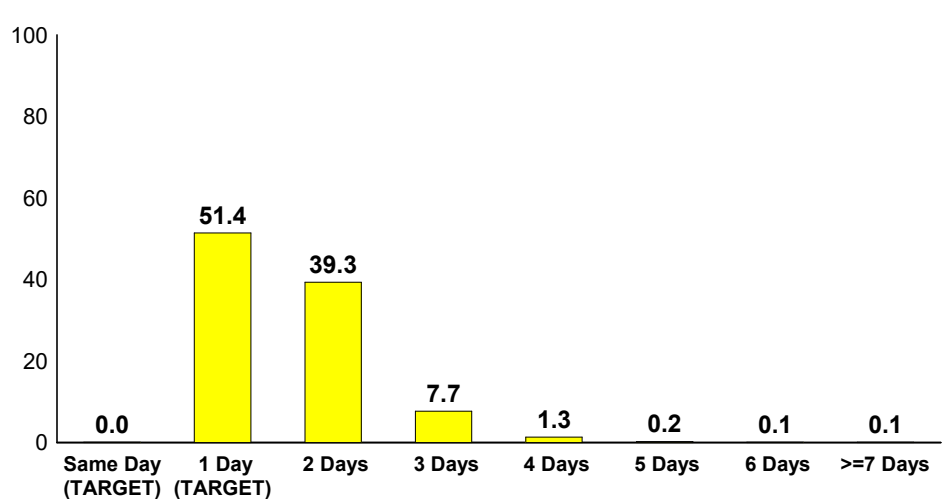
The unsatisfactory specimen rate of the DBS submitted for the State (hospitals only): 1.38% (Goal <1%)

Age at Collection and Transit Time Rates for Date of COLLECTION Range: 4/1/2020 - 4/30/2020

Age at Initial DBS Collection (%)
Target: Collected between 24-36 hrs of age*



Transit Time from DBS Collection to the State Lab (%)
(Initial and Repeats)
Target: Arrive in lab <2 days from collection*



Age at collection and transit time data are for specimens collected by hospitals. For transit time: Same Day means specimen arrived the same day as collection, 1 Day means specimen arrived one day after collection, 2 Days means specimen arrived 2 days after collection etc.

Tennessee Department of Health Newborn Screening Program

Performance Data by Facility
4/1/2020 - 4/30/2020

Name of Birthing or Submitting Facility	Number of Births*	Critical Congenital Heart Disease (CCHD) Screen (Target 100%)*	CCHD Screen Excluding Deaths, Refusals, Echoed, On O2 and Pre-screen Diagnosis	Hearing Screen (Target 100%)*	Hearing Screen Excluding Deaths, Refusals and Corrected Gestational Age <36 wks	Dried Blood Spot (DBS) Screen (Target 100%)*	DBS Screen Excluding Deaths and Refusals	Number of DBS Specimens**	Unsatisfactory DBS Specimen (Target <1%)**	DBS Collected 24-36 hrs of Age (Target 100%)+	DBS Transit Time <2 Days from Collection (Target 100%)++
All Tennessee Hospitals	6,583	94.4%	98.4%	94.9%	96.3%	99.6%	100.0%	6,816	1.38%	83.2%	51.4%
Athens Regional Medical Center	24	91.7%	91.7%	100.0%	100.0%	100.0%	100.0%	26	7.69%	10.0%	48.1%
Baby & Co Nashville	22	95.5%	100.0%	100.0%	100.0%	100.0%	100.0%	19	0.00%	57.9%	100.0%
Ballad Health Bristol Regional Medical Center	91	95.6%	96.7%	92.3%	93.3%	98.9%	100.0%	87	1.15%	98.9%	2.2%
Baptist Mem Hosp-Union City	40	97.5%	100.0%	100.0%	100.0%	100.0%	100.0%	41	2.44%	95.1%	64.3%
Baptist Memorial Hosp Memphis	431	93.3%	97.3%	94.2%	97.4%	100.0%	100.0%	457	0.44%	91.5%	43.4%
Baptist Memorial Hospital-Tipton	22	100.0%	100.0%	100.0%	100.0%	100.0%	100.0%	19	5.26%	95.0%	55.0%
Blanchfield Army Community Hospital	141	97.9%	99.3%	99.3%	99.3%	100.0%	100.0%	140	0.71%	98.6%	23.4%
Blount Memorial Hospital	47	97.9%	100.0%	95.7%	95.7%	100.0%	100.0%	47	0.00%	92.0%	54.0%
Cookeville Regional Medical	122	96.7%	98.3%	97.5%	98.3%	100.0%	100.0%	125	1.60%	98.4%	72.2%
Cumberland Medical Center	59	96.6%	98.3%	98.3%	98.3%	100.0%	100.0%	56	0.00%	98.2%	77.2%
East Tennessee Children's Hospital	--	--	--	--	--	--	--	116	0.00%	--	39.8%
Erlanger East Women's Services	235	97.0%	98.3%	96.2%	96.2%	100.0%	100.0%	227	0.00%	65.5%	56.6%
Erlanger Medical Center	162	86.4%	98.6%	82.7%	86.5%	98.1%	100.0%	196	0.51%	65.4%	60.1%
Franklin Woods Community Hospital	120	91.7%	98.2%	99.2%	100.0%	99.2%	100.0%	114	0.88%	94.8%	50.9%
Ft Sanders Regional Med Ctr	256	92.6%	96.3%	89.1%	90.1%	99.2%	100.0%	231	0.00%	99.1%	21.5%
Greeneville Community Hospital East	42	97.6%	100.0%	100.0%	100.0%	100.0%	100.0%	43	0.00%	100.0%	65.9%
Hardin Medical Center	27	100.0%	100.0%	100.0%	100.0%	100.0%	100.0%	28	0.00%	100.0%	32.1%
Hendersonville Medical Center	74	93.2%	97.2%	98.6%	98.6%	100.0%	100.0%	72	1.39%	40.8%	61.6%
Henry County Medical Center	51	94.1%	100.0%	96.1%	96.1%	100.0%	100.0%	47	4.26%	93.8%	45.8%
Indian Path Community Hospital	59	96.6%	100.0%	98.3%	98.3%	100.0%	100.0%	54	3.70%	87.9%	31.0%
Jackson-Madison Co Gen Hosp	226	94.2%	97.7%	95.6%	97.3%	99.6%	100.0%	242	0.41%	95.2%	17.3%
Johnson City Medical Center	110	71.8%	95.2%	82.7%	87.5%	98.2%	100.0%	73	0.00%	98.6%	33.8%
Johnson City Medical Center-NICU	--	--	--	--	--	--	--	70	4.29%	--	64.4%
LeBonheur Children's Hospital	--	--	--	--	--	--	--	33	6.06%	--	54.5%
LeConte Medical Center	99	93.9%	94.9%	93.9%	93.9%	99.0%	100.0%	91	1.10%	91.8%	78.8%
Lincoln Medical Center	14	100.0%	100.0%	100.0%	100.0%	100.0%	100.0%	13	7.69%	84.6%	38.5%

*Reported by birthing facility based on date of BIRTH. Screens could have been performed in a facility other than the birth hospital.

**Reported by submitting facility based on date of COLLECTION of the specimen submitted. Excluded specimens collected < 24 hours of age.

+Reported by submitting facility based on date of COLLECTION of the 1st specimen submitted for an infant. Excluded records missing information on age at collection.

++Reported by submitting facility based on date of COLLECTION. Included initial specimen and repeats. Excluded records missing information on transit time.

-- No births reported. Vanderbilt NICU births were listed under Vanderbilt University Medical Center, Johnson City Medical Center NICU births were listed under Johnson City Medical Center. East Tennessee Children's Hospital and LeBonheur Children's Hospital are not birthing hospitals, therefore, no births were reported.

^ No specimens collected.

Tennessee Department of Health Newborn Screening Program

Performance Data by Facility
4/1/2020 - 4/30/2020

Name of Birthing or Submitting Facility	Number of Births*	Critical Congenital Heart Disease (CCHD) Screen (Target 100%)*	CCHD Screen Excluding Deaths, Refusals, Echoed, On O2 and Pre-screen Diagnosis	Hearing Screen (Target 100%)*	Hearing Screen Excluding Deaths, Refusals and Corrected Gestational Age <36 wks	Dried Blood Spot (DBS) Screen (Target 100%)*	DBS Screen Excluding Deaths and Refusals	Number of DBS Specimens**	Unsatisfactory DBS Specimen (Target <1%)**	DBS Collected 24-36 hrs of Age (Target 100%)+	DBS Transit Time <2 Days from Collection (Target 100%)++
Livingston Regional Hospital	26	88.5%	92.0%	100.0%	100.0%	100.0%	100.0%	23	4.35%	92.0%	64.0%
Maury Regional Hospital	135	97.8%	100.0%	97.0%	99.2%	100.0%	100.0%	132	0.76%	69.5%	80.3%
Methodist Healthcare-Germantown	311	97.1%	99.7%	96.1%	97.1%	100.0%	100.0%	317	0.32%	85.9%	24.9%
Methodist Hospital-South	72	100.0%	100.0%	95.8%	95.8%	100.0%	100.0%	71	0.00%	97.2%	15.1%
Methodist Med Ctr Oak Ridge	40	92.5%	97.4%	95.0%	95.0%	95.0%	100.0%	33	3.03%	94.1%	50.0%
Metro Nashville General Hosp	20	95.0%	95.0%	100.0%	100.0%	100.0%	100.0%	21	0.00%	36.8%	90.5%
Morristown-Hamblen Healthcare	45	100.0%	100.0%	100.0%	100.0%	100.0%	100.0%	48	2.08%	97.9%	83.3%
Northcrest Medical Center	50	96.0%	100.0%	100.0%	100.0%	100.0%	100.0%	49	0.00%	59.2%	69.4%
Park Ridge East Hospital	177	94.9%	97.7%	80.2%	80.2%	100.0%	100.0%	185	0.00%	96.6%	37.6%
Parkwest Medical Center	147	100.0%	100.0%	97.3%	97.9%	100.0%	100.0%	145	0.69%	96.6%	67.1%
Regional Med Ctr At Memphis	207	93.2%	99.5%	90.8%	94.9%	97.6%	100.0%	206	5.34%	84.0%	28.0%
Riverview Regional Medical Center	5	100.0%	100.0%	100.0%	100.0%	100.0%	100.0%	5	0.00%	100.0%	60.0%
Southern Tennessee Regional Health - Lawrence	34	91.2%	96.9%	94.1%	100.0%	94.1%	100.0%	35	5.71%	100.0%	54.3%
Southern Tennessee Regional Health - Pulaski	13	100.0%	100.0%	100.0%	100.0%	100.0%	100.0%	13	0.00%	100.0%	53.8%
Southern Tennessee Regional Health - Winchest	60	95.0%	100.0%	100.0%	100.0%	98.3%	100.0%	60	1.67%	91.5%	34.4%
St Francis Hospital	120	99.2%	100.0%	100.0%	100.0%	100.0%	100.0%	124	1.61%	99.2%	41.1%
St Francis Hospital - Bartlett	48	97.9%	100.0%	95.8%	95.8%	100.0%	100.0%	48	2.08%	93.9%	44.9%
St. Thomas Midtown	512	98.8%	99.4%	97.9%	99.2%	99.8%	100.0%	522	1.92%	64.1%	81.7%
St. Thomas River Park Hospital	32	100.0%	100.0%	100.0%	100.0%	100.0%	100.0%	31	0.00%	96.9%	84.4%
St. Thomas Rutherford Hospital	277	95.3%	98.9%	97.8%	98.5%	100.0%	100.0%	271	0.37%	65.8%	63.7%
Stonecrest Medical Center	96	94.8%	96.8%	96.9%	96.9%	100.0%	100.0%	98	1.02%	96.9%	32.7%
Sumner Regional Medical Center	75	96.0%	97.3%	97.3%	97.3%	100.0%	100.0%	73	0.00%	97.3%	33.8%
Sweetwater Hospital Assoc	18	100.0%	100.0%	94.4%	94.4%	100.0%	100.0%	16	0.00%	100.0%	37.5%
Tennova Healthcare Harton-Tulahoma	36	100.0%	100.0%	100.0%	100.0%	100.0%	100.0%	38	0.00%	100.0%	15.8%
Tennova Healthcare Newport Medical Center	12	83.3%	90.9%	91.7%	91.7%	100.0%	100.0%	10	0.00%	100.0%	20.0%
Tennova Healthcare-Clarksville	150	90.7%	96.5%	98.7%	99.3%	100.0%	100.0%	145	0.00%	91.2%	27.0%
Tennova Healthcare-Cleveland	78	97.4%	97.4%	100.0%	100.0%	100.0%	100.0%	72	6.94%	35.2%	79.2%

*Reported by birthing facility based on date of BIRTH. Screens could have been performed in a facility other than the birth hospital.

**Reported by submitting facility based on date of COLLECTION of the specimen submitted. Excluded specimens collected < 24 hours of age.

+Reported by submitting facility based on date of COLLECTION of the 1st specimen submitted for an infant. Excluded records missing information on age at collection.

++Reported by submitting facility based on date of COLLECTION. Included initial specimen and repeats. Excluded records missing information on transit time.

-- No births reported. Vanderbilt NICU births were listed under Vanderbilt University Medical Center, Johnson City Medical Center NICU births were listed under Johnson City Medical Center. East Tennessee Children's Hospital and LeBonheur Children's Hospital are not birthing hospitals, therefore, no births were reported.

^ No specimens collected.

Tennessee Department of Health Newborn Screening Program

Performance Data by Facility
4/1/2020 - 4/30/2020

Name of Birthing or Submitting Facility	Number of Births*	Critical Congenital Heart Disease (CCHD) Screen (Target 100%)*	CCHD Screen Excluding Deaths, Refusals, Echoed, On O2 and Pre-screen Diagnosis	Hearing Screen (Target 100%)*	Hearing Screen Excluding Deaths, Refusals and Corrected Gestational Age <36 wks	Dried Blood Spot (DBS) Screen (Target 100%)*	DBS Screen Excluding Deaths and Refusals	Number of DBS Specimens**	Unsatisfactory DBS Specimen (Target <1%)**	DBS Collected 24-36 hrs of Age (Target 100%)+	DBS Transit Time <2 Days from Collection (Target 100%)++
Tennova North Knoxville Medical Center	48	95.8%	95.8%	95.8%	95.8%	100.0%	100.0%	49	0.00%	100.0%	36.7%
The Farm Midwifery Center	2	--	--	--	--	--	--	^	^	--	^
Tristar Centennial Medical Center	268	90.3%	98.8%	90.7%	94.2%	99.3%	100.0%	268	1.12%	50.6%	82.2%
Tristar Horizon Medical Center	35	94.3%	97.1%	100.0%	100.0%	100.0%	100.0%	36	2.78%	94.3%	30.6%
Tristar Summit Medical Center	70	94.3%	100.0%	94.3%	94.3%	100.0%	100.0%	67	2.99%	92.8%	69.6%
UT Medical Center	324	92.3%	99.0%	94.8%	96.5%	99.4%	100.0%	323	4.33%	84.5%	46.4%
Vanderbilt University Hospital-NICU	--	--	--	--	--	--	--	99	0.00%	--	74.3%
Vanderbilt University Medical Center	316	88.0%	98.9%	91.8%	95.1%	100.0%	100.0%	261	1.53%	99.6%	64.5%
Vanderbilt Wilson County Hospital	42	97.6%	100.0%	90.5%	92.7%	100.0%	100.0%	42	2.38%	100.0%	59.5%
Wellmont Holston Valley Medical Center	33	100.0%	100.0%	100.0%	100.0%	100.0%	100.0%	33	3.03%	100.0%	41.2%
West Tennessee Healthcare Dyersburg Hospital	36	97.2%	97.2%	97.2%	97.2%	100.0%	100.0%	42	4.76%	30.2%	88.4%
West Tennessee Healthcare Volunteer Hospital	12	100.0%	100.0%	100.0%	100.0%	100.0%	100.0%	12	0.00%	50.0%	100.0%
Williamson Medical Center	127	98.4%	100.0%	100.0%	100.0%	100.0%	100.0%	126	0.79%	88.0%	66.7%

*Reported by birthing facility based on date of BIRTH. Screens could have been performed in a facility other than the birth hospital.

**Reported by submitting facility based on date of COLLECTION of the specimen submitted. Excluded specimens collected < 24 hours of age.

+Reported by submitting facility based on date of COLLECTION of the 1st specimen submitted for an infant. Excluded records missing information on age at collection.

++Reported by submitting facility based on date of COLLECTION. Included initial specimen and repeats. Excluded records missing information on transit time.

-- No births reported. Vanderbilt NICU births were listed under Vanderbilt University Medical Center, Johnson City Medical Center NICU births were listed under Johnson City Medical Center. East Tennessee Children's Hospital and LeBonheur Children's Hospital are not birthing hospitals, therefore, no births were reported.

^ No specimens collected.