

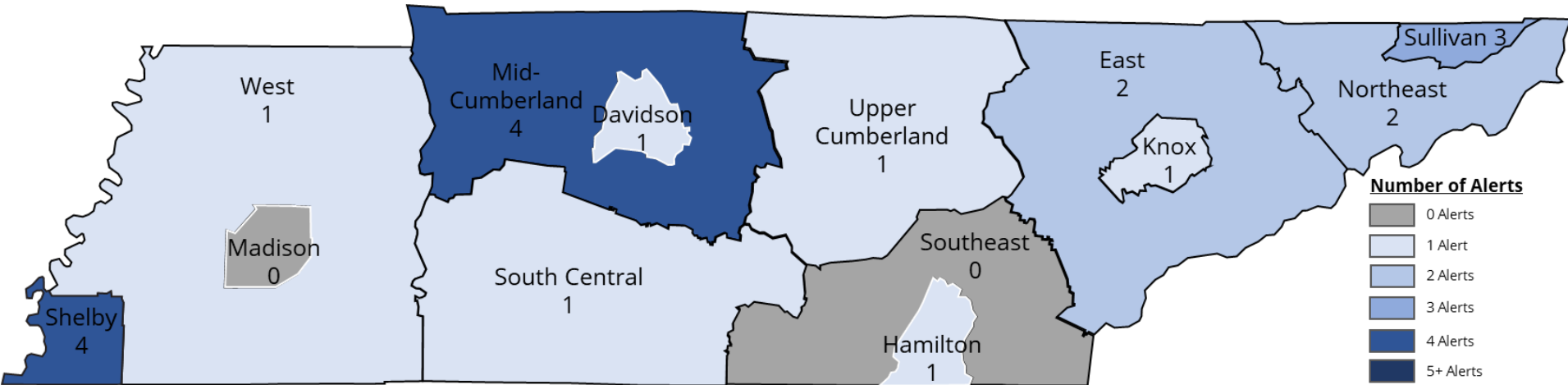


Suicide Syndromic Surveillance Quarterly Data Brief October 2024 – December 2024

Injury Prevention & Detection – Family Health and Wellness

Map of Suicide-Related Behavior ESSENCE Alerts, CY2024 Q4

Region/Metro ESSENCE Alerts*, Children (5-17 years)

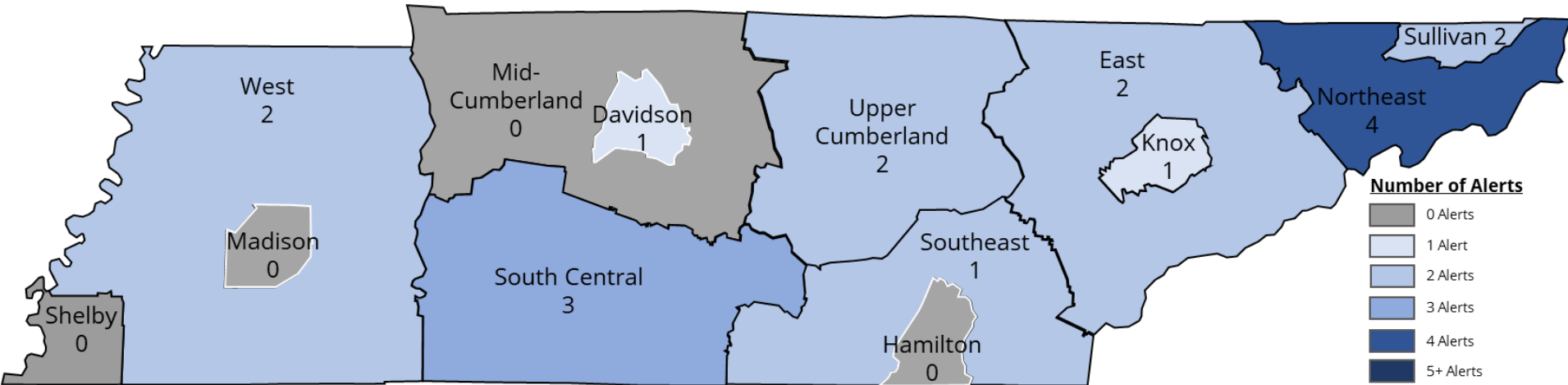


Most alerts were in Mid-Cumberland and Shelby for the 5-17 age group, with 4 alerts each.

* ESSENCE alerts are generated when the number of ED visits for suicide-related behavior on one day in the metro or region was statistically significant above the expected value based on the previous 28 days.

Map of Suicide-Related Behavior ESSENCE Alerts, CY2024 Q4

Region/Metro ESSENCE Alerts, Young Adults (18-24 years)*

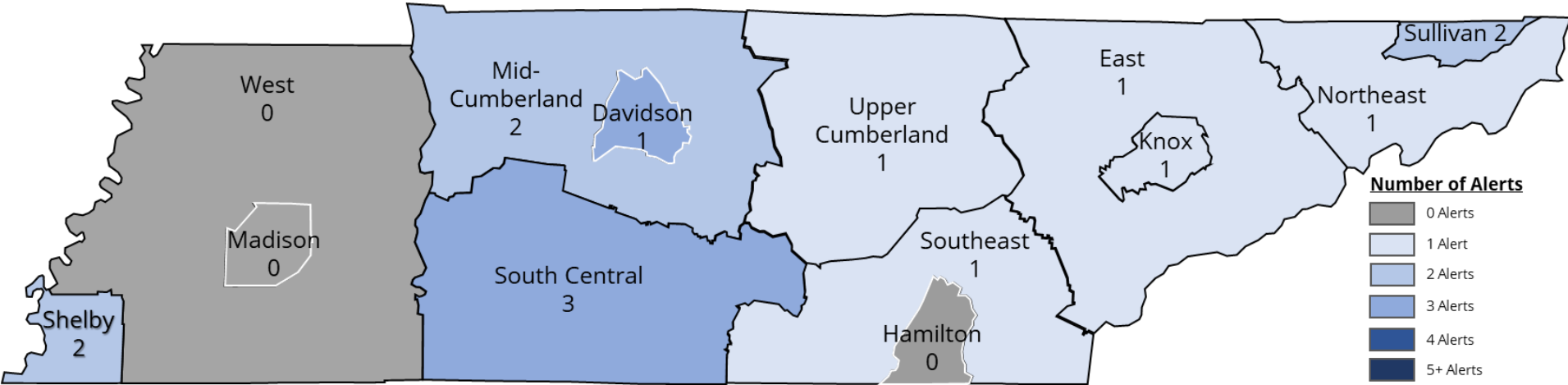


Most alerts were in Northeast Tennessee for the 18-24 age group. The Northeast region had 4 alerts, and the South Central region had 3.

* ESSENCE alerts are generated when the number of ED visits for suicide-related behavior on one day in the metro or region was statistically significant above the expected value based on the previous 28 days.

Map of Suicide-Related Behavior ESSENCE Alerts, CY2024 Q4

Region/Metro ESSENCE Alerts, Adults (25-44 years)*

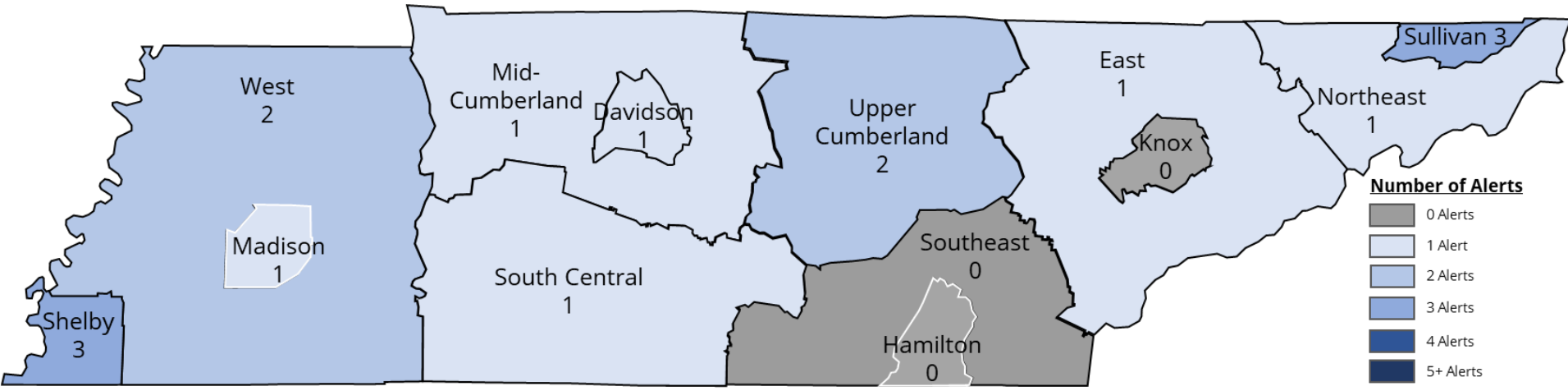


Most alerts for the 25-44 age group were in the South Central region, with 3 alerts.

* ESSENCE alerts are generated when the number of ED visits for suicide-related behavior on one day in the metro or region was statistically significant above the expected value based on the previous 28 days.

Map of Suicide-Related Behavior ESSENCE Alerts, CY2024 Q4

Region/Metro ESSENCE Alerts, Adults Middle Aged (45-64 years)*

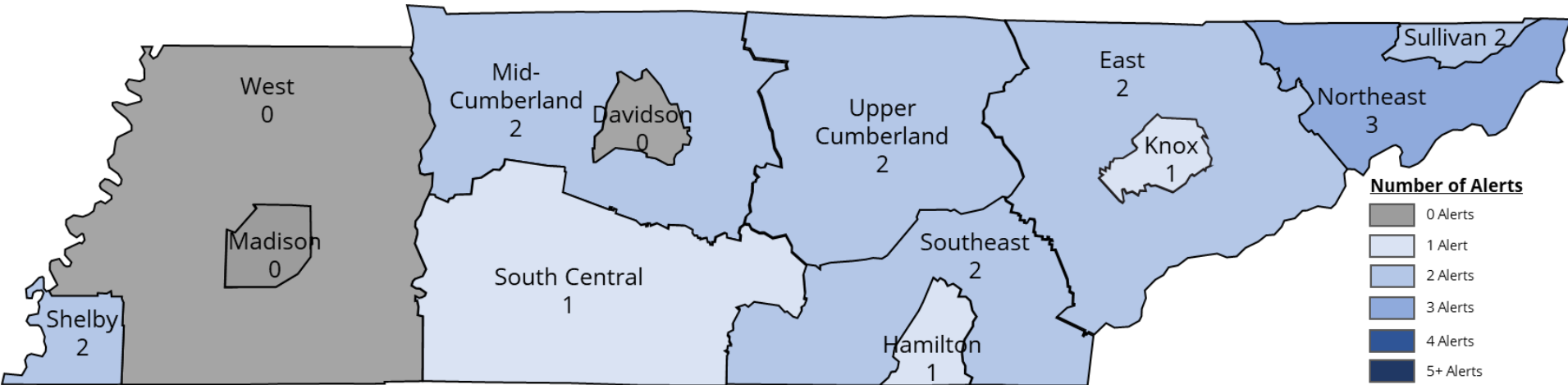


There were 3 alerts each for the 45-64 age group in Shelby and Sullivan.

* ESSENCE alerts are generated when the number of ED visits for suicide-related behavior on one day in the metro or region was statistically significant above the expected value based on the previous 28 days.

Map of Suicide-Related Behavior ESSENCE Alerts, CY2024 Q4

Region/Metro ESSENCE Alerts, Older Adults (65+ years)*



Most alerts for the 65+ age group were in the Northeast region, with 3 alerts.

* ESSENCE alerts are generated when the number of ED visits for suicide-related behavior on one day in the metro or region was statistically significant above the expected value based on the previous 28 days.

Suicide-Related ESSENCE Alerts: CY2024 Q4

Regions/Metros Seeing the Most Alerts

Age Group	Regions/Metros	Number of Alerts
Children (5-17)	Mid-Cumberland, Shelby	4
Young Adults (18-24)	Northeast	4
Adults (25-44)	South Central	3
Adults Middle-Aged(45-64)	Shelby, Sullivan	3
Older Adults (65+)	Northeast	3

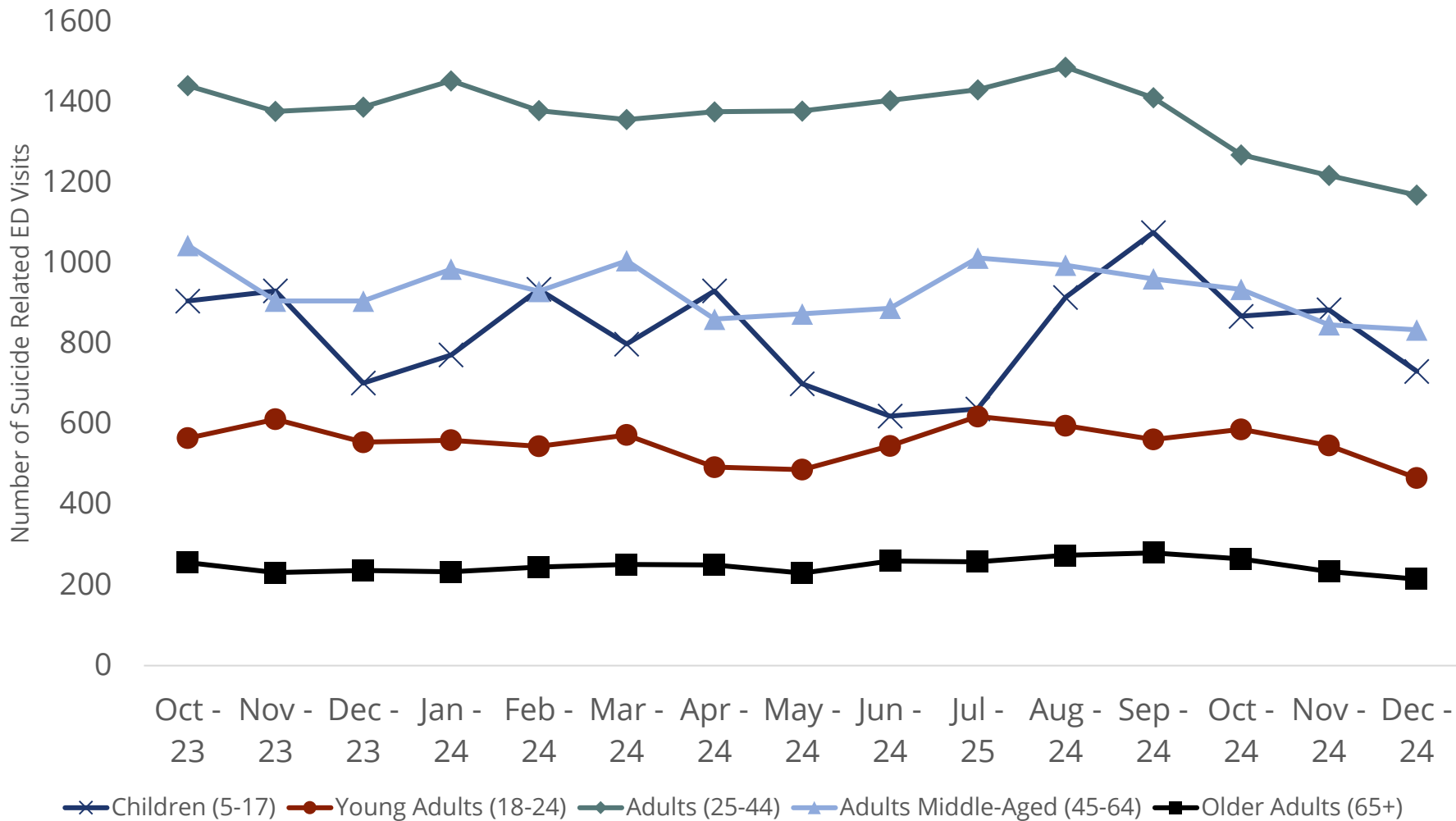
Statewide Change in Suicide Related ED Visits

Age Group	Total ED Visits	Percent Change in a Quarter
Children (5-17)	2483	- 5.7%
Young Adults (18-24)	1600	- 10.4%
Adults (25-44)	3656	- 17.3%
Adults Middle-Aged (45-64)	2616	- 11.6%
Older Adults (65+)	714	- 12.2%

Blue = Decrease from the previous quarter

Red = Increase from the previous quarter (no increases this quarter)

Suicide-Related ED Visits, 15 Months



Highlighted Risk Factors: CY2024 Q4

Risk Factors

- **Children (5-17):** Experiences in the foster system, Behavioral Control Disorder, PTSD, Child abuse
- **Young Adults (18-24):** Involvement with the judicial system, High conflict home, School stress
- **Adults (25-44):** Insomnia, Homelessness, Death of loved one
- **Adults Middle Aged (45-64):** Chronic pain, PTSD, Not taking medication
- **Older Adults (65+):** Alzheimer's, Dementia, Chronic pain

Highlighted Self-Harm Methods: CY2024 Q4

Intentional Self-Harm and Suicidal Behavior

- **Children (5-17):** Firearms, Cutting, Choking
- **Young Adults (18-24):** Intentional overdose, Jumping from a height
- **Adults (25-44):** Non-drug poisoning, Cutting
- **Adults Middle Aged (45-64):** Firearm ideation, Hanging ideation
- **Older Adults (65+):** Firearms, Drowning ideation

Contact Information

Tennessee Department of Health Suicide Prevention Program

Melissa Muñoz
Suicide Prevention Program Director
Melissa.Munoz@tn.gov

William Thomson
Epidemiologist
William.Thomson@tn.gov

This publication was supported by the grant number 5 NU50CE002589-05-00 funded by the Centers for Disease Control and Prevention (CDC). Its contents are solely the responsibility of the authors and do not necessarily represent the official view of the CDC or the Department of Health and Human Services.