

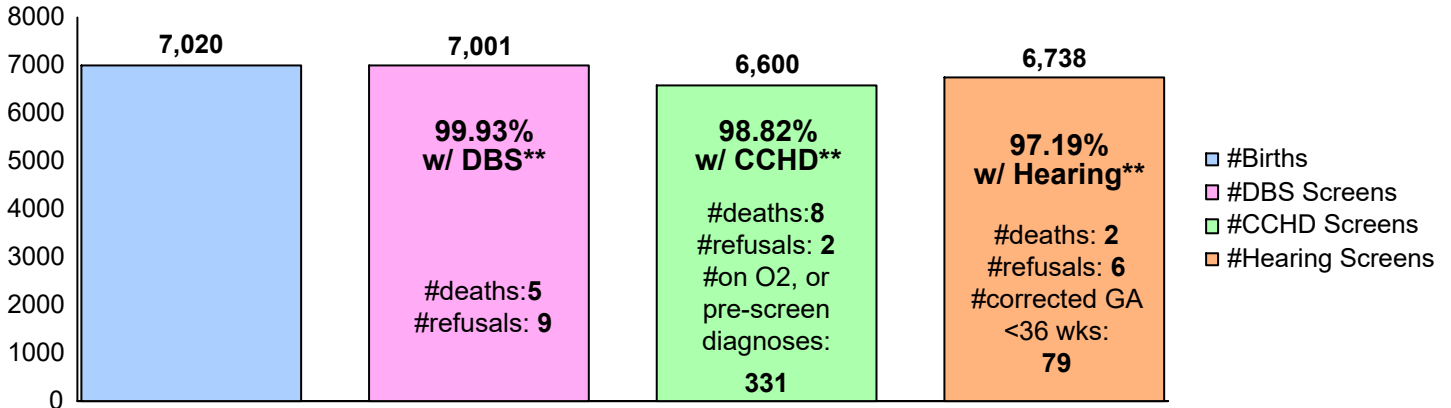
# Tennessee Newborn Screening Program Report for STATE OF TENNESSEE (Hospitals Only)

Tennessee State Law (TCA 68-5-401) **requires** that all infants born in the State of Tennessee receive screening for certain conditions using a dried blood spot (DBS) screen, for critical congenital heart disease (CCHD) using pulse oximetry and for congenital hearing loss via hearing screening. Contact us with any questions: 615-532-8462.

## Screens Performed for Date of BIRTH Range: 1/1/2024 - 1/31/2024

Total Births\*

Number and Percent of Infants with Screens Performed (Goal: 100%)



\*Total births include number of infants born in Tennessee hospitals. Screens could have been performed in a facility other than the birth hospital.

\*\*Excludes births without a screen due to death within two days of birth, refusal, on O2, echoed, or pre-screen diagnosis. Babies with

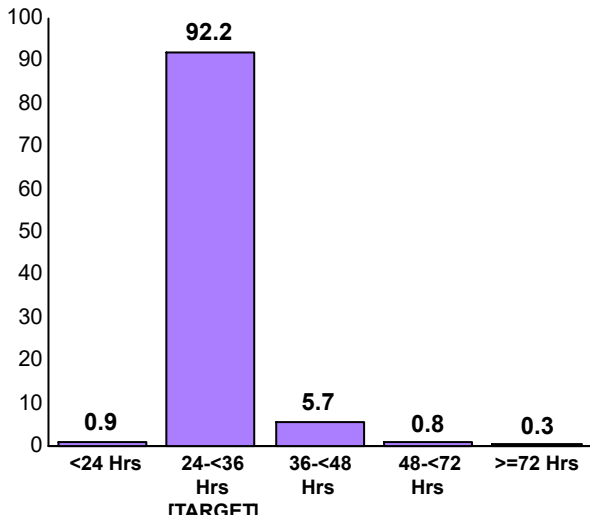
## Unsatisfactory Specimen Rate for Date of COLLECTION Range: 1/1/2024 - 1/31/2024

The unsatisfactory specimen rate of the DBS submitted for the State (hospitals only): 2.00% (Goal <1%)

## Age at Collection and Transit Time Rates for Date of COLLECTION Range: 1/1/2024 - 1/31/2024

Age at Initial DBS Collection (%)

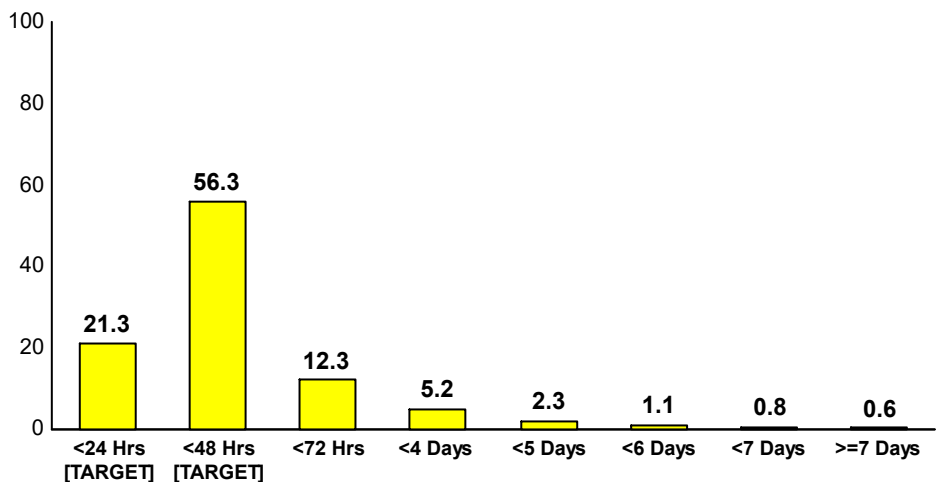
Target: Collected between 24-36 hrs of age\*



Transit Time from DBS Collection to the State Lab (%)

(Initial and Repeats)

Target: Arrive in lab <48 hours from collection



\*DBS collected <24 hours or >=36 hours for infants who were transferred were excluded.

# Tennessee Department of Health Newborn Screening Program

Performance Data by Facility  
1/1/2024 - 1/31/2024

Name of Birthing or Submitting Facility	Number of Births*	Critical Congenital Heart Disease (CCHD) Screen (Target 100%)*	CCHD Screen Excluding Deaths, Refusals, Echoed, On O2 and Pre-screen Diagnosis	Hearing Screen (Target 100%)*	Hearing Screen Excluding Deaths, Refusals and Corrected Gestational Age <36 wks	Dried Blood Spot (DBS) Screen (Target 100%)*	DBS Screen Excluding Deaths and Refusals	Number of DBS Specimens**	Unsatisfactory DBS Specimen (Target <1%)**	DBS Collected 24-36 hrs of Age (Target 100%)+	DBS Transit Time <48 Hrs from Collection (Target 100%)++
<b>All Tennessee Facilities</b>	<b>7,020</b>	<b>94.0%</b>	<b>98.8%</b>	<b>96.0%</b>	<b>97.2%</b>	<b>99.7%</b>	<b>99.9%</b>	<b>6,956</b>	<b>2.00%</b>	<b>92.2%</b>	<b>77.6%</b>
Athens Reg. Med Ctr	21	95.2%	100.0%	100.0%	100.0%	100.0%	100.0%	19	0.00%	100.0%	85.0%
Ballad Health Bristol Reg. Med Ctr	128	99.2%	100.0%	99.2%	100.0%	100.0%	100.0%	120	5.00%	100.0%	69.9%
Baptist Mem Hosp-Union City	65	95.4%	98.4%	96.9%	96.9%	100.0%	100.0%	60	1.67%	91.7%	82.0%
Baptist Memorial Hosp Memphis	447	95.5%	99.5%	91.1%	93.1%	99.6%	100.0%	440	1.14%	94.3%	76.2%
Baptist Memorial Hosp-Tipton	30	90.0%	96.4%	96.7%	96.7%	100.0%	100.0%	23	0.00%	95.7%	78.6%
Blanchfield Army Community Hosp	99	97.0%	100.0%	100.0%	100.0%	100.0%	100.0%	100	0.00%	98.0%	84.3%
Blount Memorial Hosp	35	94.3%	97.1%	100.0%	100.0%	100.0%	100.0%	33	0.00%	93.9%	82.4%
Cookeville Reg. Medical	116	94.0%	99.1%	95.7%	97.4%	100.0%	100.0%	110	3.64%	99.1%	40.0%
Cumberland Med Ctr	59	96.6%	96.6%	98.3%	100.0%	100.0%	100.0%	56	0.00%	94.6%	84.7%
East Tn Children's Hosp	--	--	--	--	--	--	--	130	3.08%	--	80.5%
Erlanger East Women's Services	232	98.7%	100.0%	100.0%	100.0%	100.0%	100.0%	227	0.44%	96.9%	86.3%
Erlanger Med Ctr	206	85.9%	99.4%	88.3%	94.8%	99.5%	100.0%	208	2.88%	78.3%	71.4%
Franklin Woods Community Hosp	129	92.2%	100.0%	100.0%	100.0%	100.0%	100.0%	121	0.83%	100.0%	87.6%
Ft Sanders Reg. Med Ctr	327	94.8%	97.5%	93.9%	95.9%	100.0%	100.0%	281	1.78%	97.2%	83.4%
Greeneville Community Hosp East	27	96.3%	96.3%	96.3%	96.3%	100.0%	100.0%	25	4.00%	100.0%	88.0%
Hardin Med Ctr	32	100.0%	100.0%	100.0%	100.0%	100.0%	100.0%	34	2.94%	97.0%	61.8%
Hendersonville Med Ctr	114	90.4%	99.0%	98.2%	98.2%	99.1%	99.1%	110	0.00%	91.9%	82.9%
Indian Path Community Hosp	70	98.6%	100.0%	100.0%	100.0%	98.6%	100.0%	67	0.00%	97.1%	74.6%
Jackson-Madison Co Gen Hosp	275	88.7%	100.0%	97.8%	98.2%	99.6%	100.0%	276	3.26%	98.9%	66.4%
Johnson City Med Ctr	127	78.7%	100.0%	95.3%	96.8%	100.0%	100.0%	83	2.41%	100.0%	78.3%
Johnson City Med Ctr-Nicu	--	--	--	--	--	--	--	65	10.77%	--	50.0%
Lebonheur Children's Hosp	--	--	--	--	--	--	--	20	15.00%	--	65.0%
Leconte Med Ctr	56	100.0%	100.0%	98.2%	98.2%	100.0%	100.0%	57	3.51%	98.2%	96.6%
Lincoln Med Ctr	33	97.0%	100.0%	97.0%	100.0%	100.0%	100.0%	31	6.45%	100.0%	75.8%
Livingston Reg. Hosp	33	97.0%	97.0%	97.0%	97.0%	97.0%	97.0%	32	9.38%	93.8%	71.9%
Maury Reg. Hosp	150	94.7%	100.0%	99.3%	99.3%	100.0%	100.0%	146	0.68%	87.0%	91.2%

\*Reported by birthing facility based on date of BIRTH. Screens could have been performed in a facility other than the birth hospital.

\*\*Reported by submitting facility based on date of COLLECTION of the specimen submitted. Excluded specimens collected < 24 hours of age.

+Reported by submitting facility based on date of COLLECTION of the 1st specimen submitted for an infant. Excluded DBS with missing information on age at collection or collected outside of 24-36 hours window for babies transferred to/from another facility.

++Reported by submitting facility based on date of COLLECTION. Included initial specimen and repeats. Excluded records missing information on transit time.

-- No births reported. Vanderbilt NICU births were listed under Vanderbilt University Medical Center, Johnson City Medical Center NICU births were listed under Johnson City Medical Center. East Tennessee Children's Hospital and LeBonheur Children's Hospital are not birthing hospitals, therefore, no births were reported.

^ No specimens collected.

# Tennessee Department of Health Newborn Screening Program

Performance Data by Facility  
1/1/2024 - 1/31/2024

Name of Birthing or Submitting Facility	Number of Births*	Critical Congenital Heart Disease (CCHD) Screen (Target 100%)*	CCHD Screen Excluding Deaths, Refusals, Echoed, On O2 and Pre-screen Diagnosis	Hearing Screen (Target 100%)*	Hearing Screen Excluding Deaths, Refusals and Corrected Gestational Age <36 wks	Dried Blood Spot (DBS) Screen (Target 100%)*	DBS Screen Excluding Deaths and Refusals	Number of DBS Specimens**	Unsatisfactory DBS Specimen (Target <1%)**	DBS Collected 24-36 hrs of Age (Target 100%)+	DBS Transit Time <48 Hrs from Collection (Target 100%)++
Methodist Healthcare-Germantown	339	96.8%	100.0%	99.1%	99.7%	100.0%	100.0%	336	0.60%	90.5%	76.5%
Methodist Hosp-South	49	95.9%	95.9%	100.0%	100.0%	100.0%	100.0%	46	2.17%	97.8%	71.7%
Methodist Med Ctr Oak Ridge	35	97.1%	97.1%	100.0%	100.0%	100.0%	100.0%	35	5.71%	100.0%	83.3%
Metro Nashville General Hosp	31	93.5%	93.5%	100.0%	100.0%	100.0%	100.0%	29	6.90%	93.3%	70.0%
Morristown-Hamblen Healthcare	83	95.2%	98.8%	94.0%	95.1%	100.0%	100.0%	73	2.74%	100.0%	89.7%
Northcrest Med Ctr	24	95.8%	100.0%	100.0%	100.0%	100.0%	100.0%	23	0.00%	100.0%	62.5%
Park Ridge East Hosp	151	96.0%	99.3%	96.0%	98.6%	99.3%	99.3%	145	0.69%	90.3%	63.0%
Parkwest Med Ctr	132	98.5%	98.5%	98.5%	98.5%	100.0%	100.0%	123	0.00%	98.4%	86.6%
Reg. Med Ctr At Memphis	215	88.8%	91.8%	95.8%	98.6%	99.5%	100.0%	206	8.25%	89.0%	66.7%
Riverview Reg. Med Ctr	8	100.0%	100.0%	100.0%	100.0%	100.0%	100.0%	7	0.00%	100.0%	100.0%
Southern Tn Reg. Health - Lawrenceburg	29	86.2%	96.2%	89.7%	96.3%	89.7%	100.0%	22	9.09%	95.7%	54.2%
Southern Tn Reg. Health - Pulaski	5	80.0%	100.0%	60.0%	60.0%	100.0%	100.0%	4	0.00%	100.0%	75.0%
Southern Tn Reg. Health - Winchester	61	98.4%	100.0%	98.4%	98.4%	100.0%	100.0%	58	1.72%	98.3%	55.2%
St Francis Hosp	165	98.2%	99.4%	95.8%	96.3%	100.0%	100.0%	161	1.86%	96.9%	82.3%
St Francis Hosp - Bartlett	--	--	--	--	--	--	--	1	0.00%	100.0%	100.0%
St. Thomas Midtown	505	96.0%	99.4%	90.9%	92.0%	100.0%	100.0%	493	1.83%	98.2%	64.7%
St. Thomas River Park Hosp	26	100.0%	100.0%	100.0%	100.0%	100.0%	100.0%	25	0.00%	100.0%	92.0%
St. Thomas Rutherford Hosp	272	97.8%	99.6%	96.0%	96.7%	99.6%	100.0%	270	0.37%	88.9%	89.7%
Stonecrest Med Ctr	152	94.7%	99.3%	98.0%	98.7%	100.0%	100.0%	144	0.69%	62.5%	69.9%
Sumner Reg. Med Ctr	53	100.0%	100.0%	100.0%	100.0%	100.0%	100.0%	53	3.77%	100.0%	81.1%
Sweetwater Hosp Assoc	25	96.0%	96.0%	96.0%	96.0%	100.0%	100.0%	20	0.00%	100.0%	65.2%
Tennova Healthcare Newport Med Ctr	26	88.5%	88.5%	96.2%	100.0%	100.0%	100.0%	21	0.00%	100.0%	77.3%
Tennova Healthcare-Clarksville	161	95.7%	99.4%	99.4%	99.4%	98.8%	100.0%	158	1.90%	98.7%	66.0%
Tennova Healthcare-Cleveland	79	94.9%	100.0%	98.7%	98.7%	100.0%	100.0%	69	0.00%	98.6%	75.4%
Tennova North Knoxville Med Ctr	49	98.0%	98.0%	100.0%	100.0%	100.0%	100.0%	45	0.00%	100.0%	80.9%
Tristar Centennial Med Ctr	269	89.6%	99.2%	91.8%	93.6%	99.6%	100.0%	272	1.47%	56.8%	85.6%
Tristar Horizon Med Ctr	48	85.4%	97.6%	93.8%	97.8%	95.8%	97.9%	45	4.44%	93.3%	85.1%

\*Reported by birthing facility based on date of BIRTH. Screens could have been performed in a facility other than the birth hospital.

\*\*Reported by submitting facility based on date of COLLECTION of the specimen submitted. Excluded specimens collected < 24 hours of age.

+Reported by submitting facility based on date of COLLECTION of the 1st specimen submitted for an infant. Excluded DBS with missing information on age at collection or collected outside of 24-36 hours window for babies transferred to/from another facility.

++Reported by submitting facility based on date of COLLECTION. Included initial specimen and repeats. Excluded records missing information on transit time.

-- No births reported. Vanderbilt NICU births were listed under Vanderbilt University Medical Center, Johnson City Medical Center NICU births were listed under Johnson City Medical Center. East Tennessee Children's Hospital and LeBonheur Children's Hospital are not birthing hospitals, therefore, no births were reported.

^ No specimens collected.

# Tennessee Department of Health Newborn Screening Program

Performance Data by Facility  
1/1/2024 - 1/31/2024

Name of Birthing or Submitting Facility	Number of Births*	Critical Congenital Heart Disease (CCHD) Screen (Target 100%)*	CCHD Screen Excluding Deaths, Refusals, Echoed, On O2 and Pre-screen Diagnosis	Hearing Screen (Target 100%)*	Hearing Screen Excluding Deaths, Refusals and Corrected Gestational Age <36 wks	Dried Blood Spot (DBS) Screen (Target 100%)*	DBS Screen Excluding Deaths and Refusals	Number of DBS Specimens**	Unsatisfactory DBS Specimen (Target <1%)**	DBS Collected 24-36 hrs of Age (Target 100%)+	DBS Transit Time <48 Hrs from Collection (Target 100%)++
Tristar Southern Hills Medical Center	2	100.0%	100.0%	100.0%	100.0%	100.0%	100.0%	^	^	--	^
Tristar Summit Med Ctr	129	99.2%	100.0%	89.1%	90.6%	100.0%	100.0%	122	2.46%	97.6%	91.1%
Ut Med Ctr	368	92.9%	98.0%	98.1%	98.9%	99.7%	99.7%	360	3.06%	87.0%	79.8%
Vanderbilt Birth Center	24	87.5%	87.5%	100.0%	100.0%	100.0%	100.0%	20	5.00%	70.0%	70.0%
Vanderbilt Tullahoma Harton Hospital	29	89.7%	96.3%	93.1%	93.1%	100.0%	100.0%	28	0.00%	100.0%	75.0%
Vanderbilt University Hosp	423	88.2%	98.7%	96.0%	97.8%	100.0%	100.0%	358	0.84%	99.4%	88.6%
Vanderbilt University Hosp-Nicu	--	--	--	--	--	--	--	80	2.50%	--	90.9%
Vanderbilt Wilson County Hosp	45	91.1%	97.6%	95.6%	100.0%	100.0%	100.0%	40	0.00%	95.2%	90.9%
West Tn Healthcare Dyersburg Hosp	37	100.0%	100.0%	100.0%	100.0%	100.0%	100.0%	35	0.00%	97.1%	80.0%
West Tn Healthcare Volunteer Hosp	27	92.6%	100.0%	100.0%	100.0%	100.0%	100.0%	25	0.00%	68.0%	84.0%
Williamson Med Ctr	133	98.5%	100.0%	100.0%	100.0%	100.0%	100.0%	130	0.00%	95.3%	88.5%

\*Reported by birthing facility based on date of BIRTH. Screens could have been performed in a facility other than the birth hospital.

\*\*Reported by submitting facility based on date of COLLECTION of the specimen submitted. Excluded specimens collected < 24 hours of age.

+Reported by submitting facility based on date of COLLECTION of the 1st specimen submitted for an infant. Excluded DBS with missing information on age at collection or collected outside of 24-36 hours window for babies transferred to/from another facility.

++Reported by submitting facility based on date of COLLECTION. Included initial specimen and repeats. Excluded records missing information on transit time.

-- No births reported. Vanderbilt NICU births were listed under Vanderbilt University Medical Center, Johnson City Medical Center NICU births were listed under Johnson City Medical Center. East Tennessee Children's Hospital and LeBonheur Children's Hospital are not birthing hospitals, therefore, no births were reported.

^ No specimens collected.