

Emergency Department Visits for Violence Among Women of Reproductive Age

What is ESSENCE?

ESSENCE stands for Electronic Surveillance System for the Early Notification of Community-based Epidemics. It collects data in near real-time from emergency departments (ED) across the state. We use syndromes (collections of symptoms) in ESSENCE to search chief complaint and discharge diagnosis data in order to detect and monitor diseases and conditions. This means of monitoring trends and identifying emerging issues is called syndromic surveillance.

Purpose of this Report:

The objective of this report is to monitor trends in ED visits for violence among women of reproductive age. It is one of several means of surveillance of risk factors for homicide and suicide deaths among pregnant and postpartum women in Tennessee (TN).

Notes and Limitations:

All syndromic definitions were developed by CDC. Because perpetrator information is not often included in ED visit data, IPV-related ED visits may be under-estimated. Syndromic surveillance only captures individuals who seek medical care for a condition or injury, and thus only represents a portion of all individuals experiencing these conditions. For this reason, ESSENCE is just one tool in our toolbox to understand these public health issues and to identify opportunities for prevention and intervention.

For more information:

- [Prevention of Violent Maternal Deaths in TN](#)
- [Maternal Health Innovation in TN](#)
- [Maternal Mortality Review in TN](#)

Report Contents:

- [Intimate Partner Violence](#)
- [Sexual Violence](#)
- [Suicide Ideation/Attempt](#)
- [Firearm Injury](#)

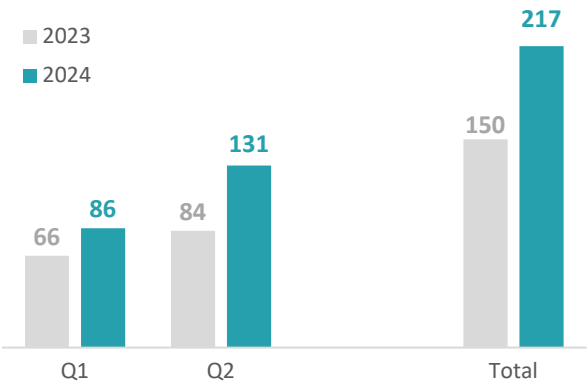


ESSENCE Report: ED Visits for Violence Among Women of Reproductive Age (15-44)

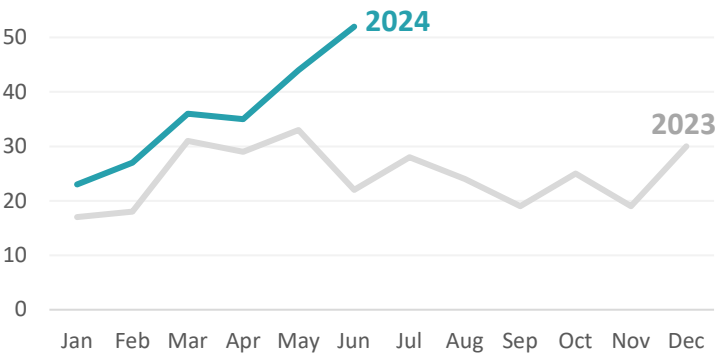
Intimate Partner Violence (IPV)

April – June 2024 (Q2)

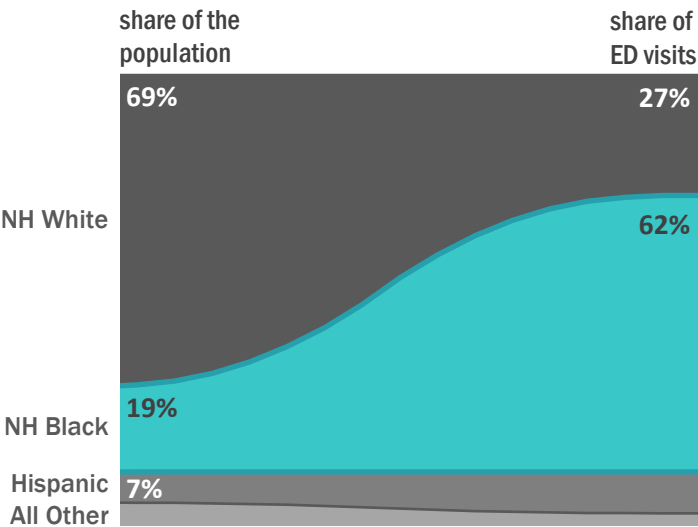
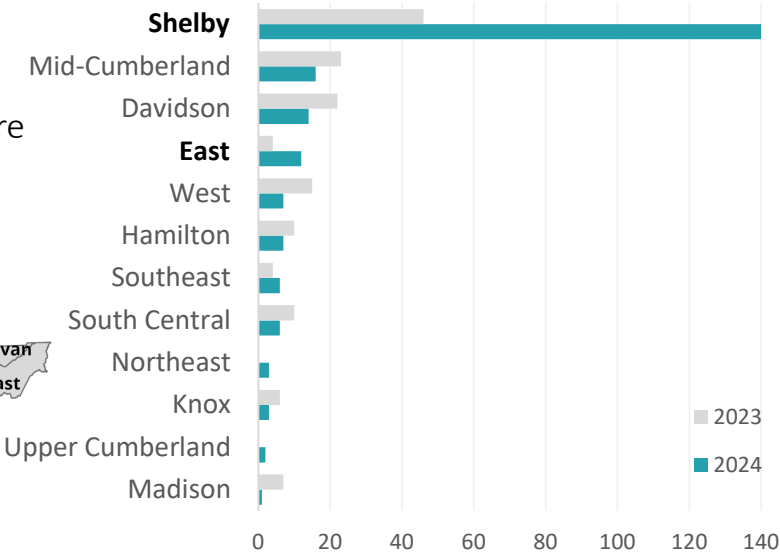
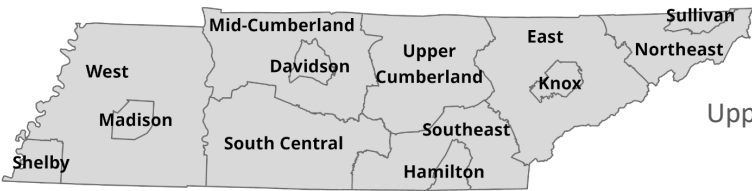
The count of IPV-related ED visits is **56% higher** in Q2 2024 compared to Q2 2023.



Monthly counts of IPV-related ED visits show a dramatic trend upwards in Q2, with a **52% increase** from the previous quarter.



The number of IPV-related ED visits in Q1-Q2 2024 are 204% higher in **Shelby** compared to the same time last year. Although its counts are substantially lower, the **East** region has also seen a sizable increase, with counts 200% higher compared to 2023.



Non-Hispanic Black females continue to be overrepresented in IPV-related ED visits, accounting for 62% of visits while representing just 19% of the population.

When examining IPV-related ED visits by age (data not shown), females aged 20-34 account for 70% of visits while accounting for just 52% of the population of women of reproductive age.

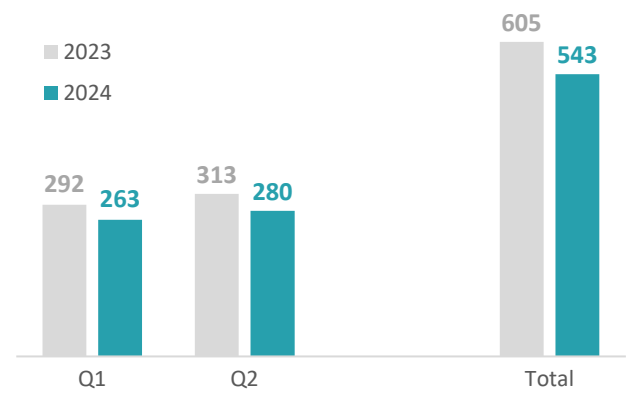
IPV is abuse or aggression in a romantic relationship. “Intimate partner” refers to both current and former spouses and dating partners. Types of IPV include physical and sexual violence, stalking, and psychological aggression. IPV can range in frequency and severity and even one episode can have a lasting impact.

ESSENCE Report: ED Visits for Violence Among Women of Reproductive Age (15-44)

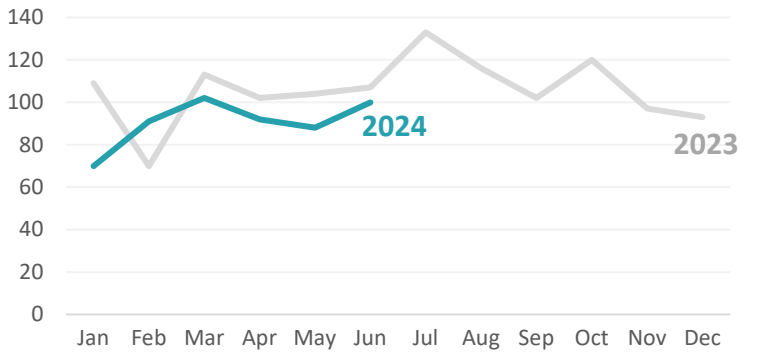
Sexual Violence (SV)

April – June 2024 (Q2)

The count of SV-related ED visits is **11% lower** in Q2 2024 compared to Q2 2023.



Although monthly counts of SV-related ED visits vary, the **average monthly count for Q1-2 2024 is 10% lower** than in 2023.



While state-wide SV-related ED visits are 10% lower in 2024 compared to 2023, increases were seen in a few regions. The largest increases were in **Madison (55%)** and **Upper Cumberland (43%)**. The **Mid-Cumberland** region continues to have the highest number of SV-related ED visits.

Mid-Cumberland

Region	2023	2024
Mid-Cumberland	105	110
Shelby	85	80
Davidson	90	75
East	50	55
Knox	55	40
West	50	35

Upper Cumberland

Region	2023	2024
Upper Cumberland	25	30
South Central	40	25
Hamilton	35	25
Southeast	20	20
Northeast	25	20
Madison	15	20
Sullivan	10	5

All Other Hispanic

NH Black

NH White

Category	share of the population	share of ED visits
All Other Hispanic	-	-
NH Black	19%	29%
NH White	69%	64%

The distribution of SV-related ED visits by race and ethnicity has remained similar in 2024 compared to 2023. However, **non-Hispanic Black females continue to be overrepresented**, accounting for 29% of visits while representing just 19% of the population.

The distribution of SV-related ED visits by age has remained similar in 2024 compared to 2023. However, females aged **15-19 are overrepresented**, accounting for 29% of visits while representing just 16% of the population.

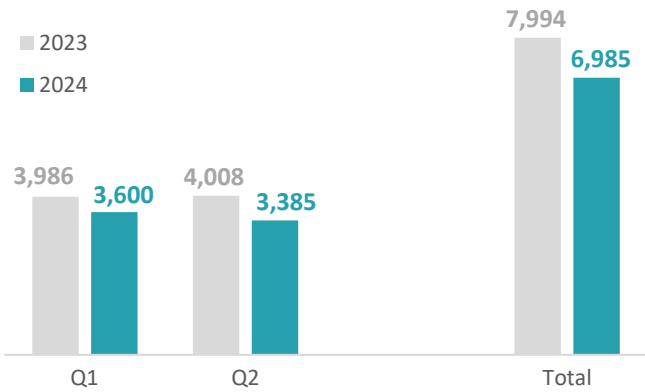
Age Group	share of the population	share of ED visits
40 - 44	16%	9%
35 - 39	16%	12%
30 - 34	18%	15%
25 - 29	18%	15%
20 - 24	16%	20%
15 - 19	16%	29%

ESSENCE Report: ED Visits for Violence Among Women of Reproductive Age (15-44)

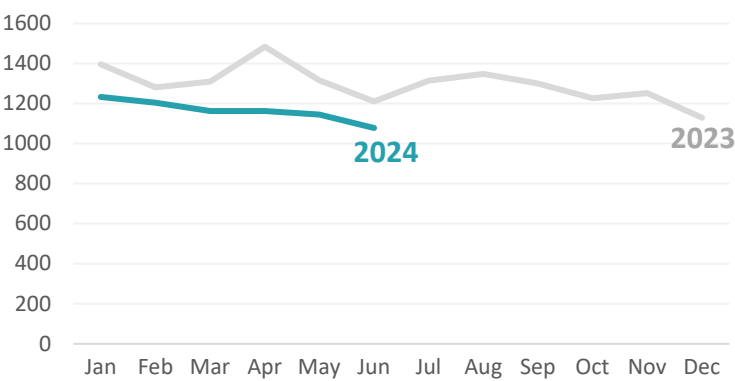
Suicide Ideation/Attempt (SIA)

April – June 2024 (Q2)

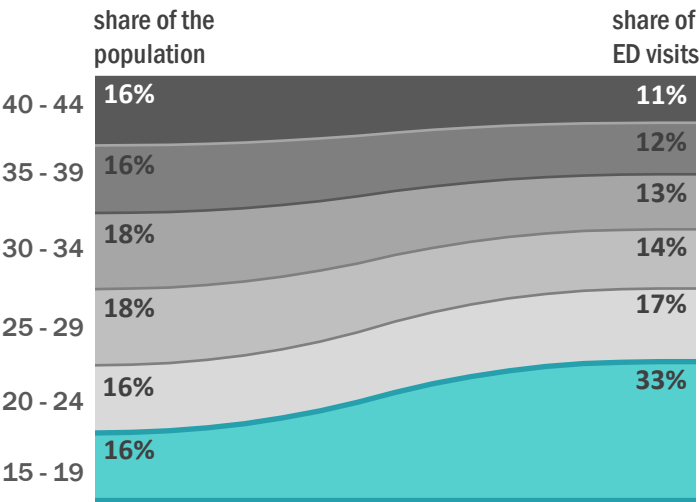
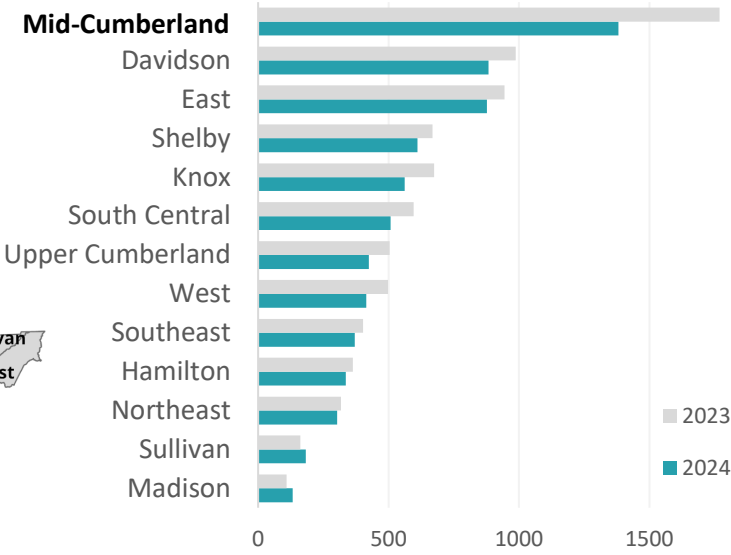
The count of SIA-related ED visits is **16% lower** in Q2 2024 compared to Q2 2023.



Monthly counts of SIA-related ED visits continued to trend slightly downwards in Q2.



Compared to Q1-2 2023, counts of SIA-related ED visits are lower in most regions. The **Mid-Cumberland** region continues to have the highest number of SIA-related ED visits, though counts there are 22% lower this year.



The distribution of SIA-related ED visits by age has remained similar in 2024 compared to 2023. However, females aged **15-19 are overrepresented**, accounting for 33% of visits while representing just 16% of the population.

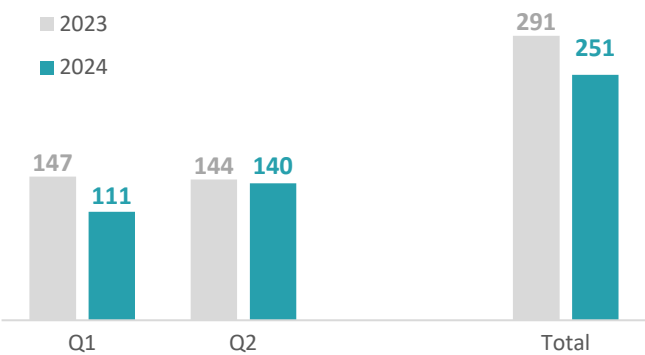
The distribution of SIA-related ED visits by race and ethnicity (data not shown) is similar to the population distribution.

Suicide ideation is a broad term used to describe a range of contemplations, wishes, and preoccupations with death and suicide. Suicide attempt is when an individual harms themselves with the goal of ending their life, but they do not die.

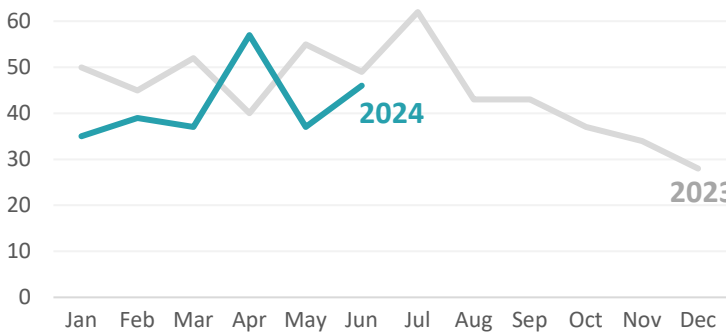
Firearm Injury (FI)

April – June 2024 (Q2)

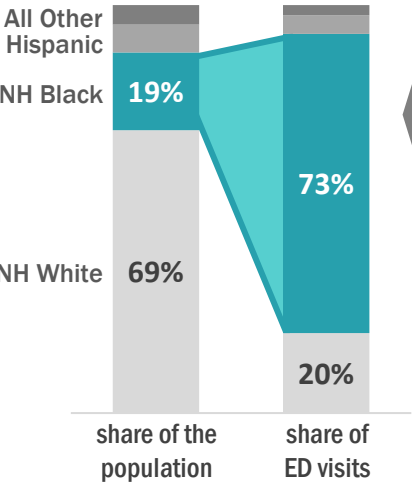
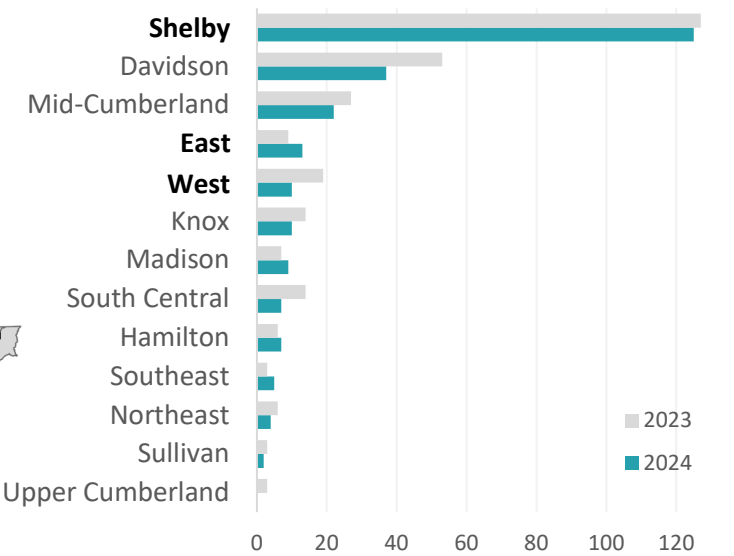
The count of FI-related ED visits in Q2 2024 is similar to that of Q2 2023.



Although FI-related ED visits spiked in April, the average monthly count for Q2 2024 is similar to last year.

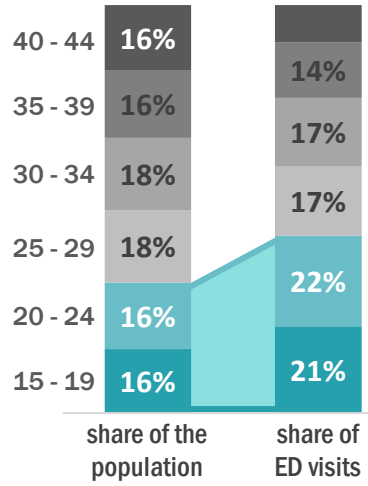


Among TN regions, **Shelby** continued to have the highest number of FI-related ED visits in 2024. The **East** region saw a 67% increase compared to 2023 while the **West** region saw a 47% decrease.



The distribution of FI-related ED visits by race and ethnicity was similar in Q1-2 2024 compared to 2023. However, **non-Hispanic Black females continue to be overrepresented**, accounting for 73% of visits while representing just 19% of the population.

The distribution of FI-related ED visits by age was similar in Q1-2 2024 compared to 2023. However, females aged **15-24 are overrepresented**, accounting for 43% of visits while representing just 32% of the population.



FI is a wound from a weapon that uses a powder charge to fire a projectile (e.g. handguns and shotguns). FI can be intentional or unintentional. Some circumstances include mishandling, suicide, assault, or during legal intervention.