

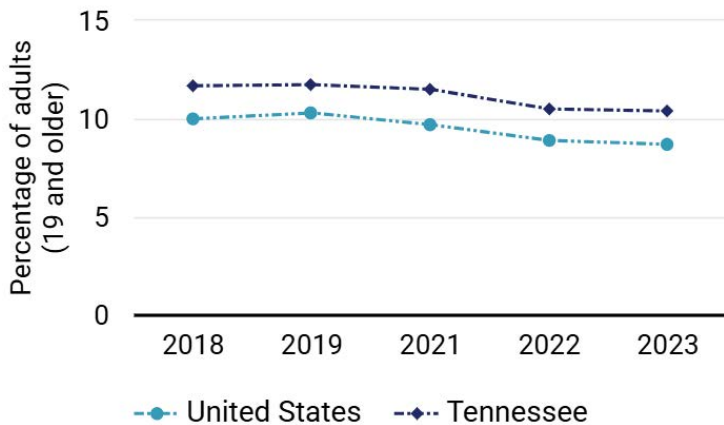
2025 State of Health in Tennessee

A Healthy System of Care Access



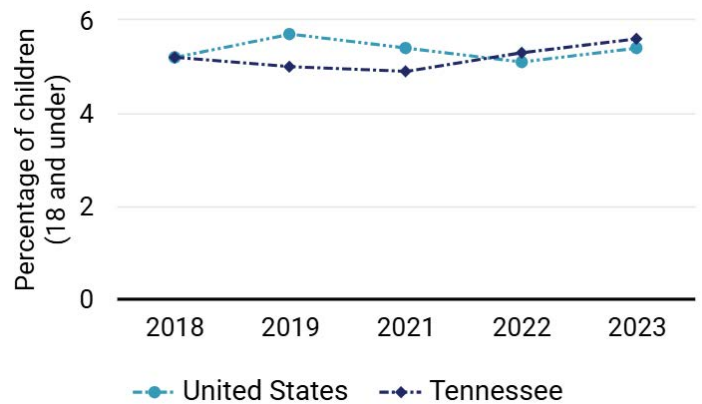
Tennessee statute states that "every citizen should have reasonable access to health care." Access to care can often be limited by insurance status, cost of care, and access to facilities such as rural hospitals.

Uninsured Adults



From 2018 to 2023, uninsured adults in Tennessee was consistently above the national average. In 2023, **10.4%** of adults in Tennessee were uninsured compared to **8.7%** in the U.S.

Uninsured Children



From 2018-23, percentage of uninsured children nationally shows small fluctuations, while Tennessee's dips in 2020 and 2021 before rising steadily through 2023. In 2023, **5.6%** of children in Tennessee were uninsured compared to **5.4%** in the U.S.

Underinsured Children

As youth mental health becomes an increasing priority for leaders across the state and nation, identifying plans with adequate insurance coverage is extremely important.



In 2024, **14%** of youth (aged 12-17 years) with private insurance in Tennessee, did not have coverage for mental or emotional problems, compared to **8.5%** in the US.



Percentage of underinsured youth (12-17yrs) increased by **31%** in 2024 from 2023.

Data Sources:

- United States Census Bureau, American Community Survey
- SAMHSA, Center for Behavioral Health Statistics and Quality



Tennessee Department of Health, Authorization ## N41AK2-1, electronic only, December 4, 2025. This public document was promulgated at a cost of \$Electronic per copy.

For more information visit State Health Plan website: <http://health.tn.gov/shp>

2025 State of Health in Tennessee

A Healthy System of Care Access

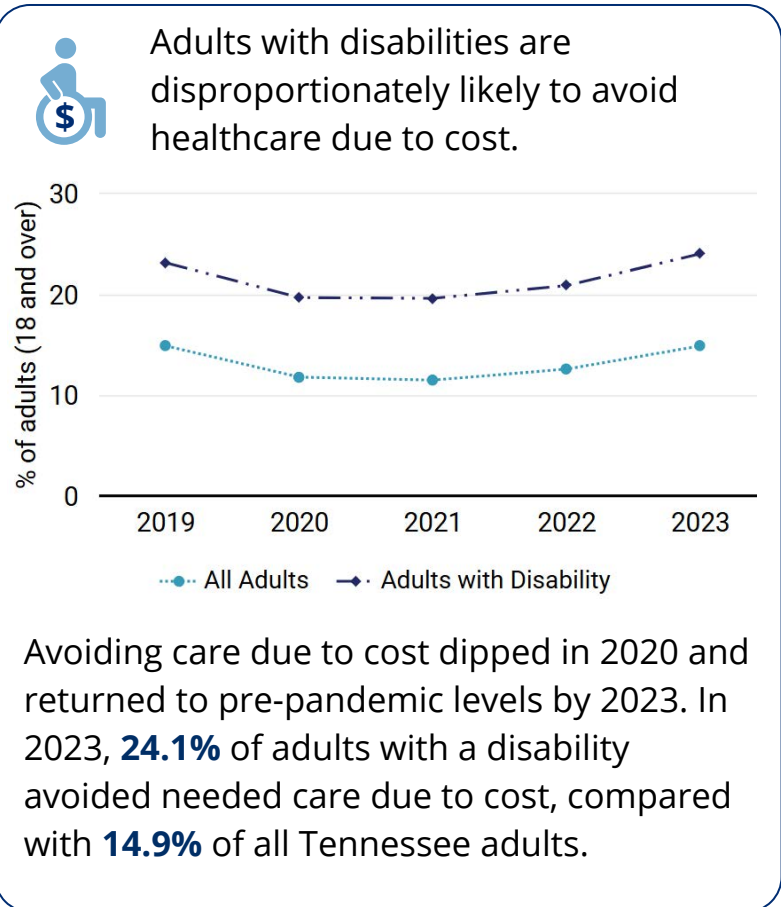


Avoided Care Due to Cost, 2023



14.9% of Tennessee's adults reported not being able to see a doctor due to cost, compared to **11.6%** in the U.S.

Delaying medical care due to cost or any reason can have significant long-term health implications including not getting appropriate vaccines, cancer screenings and other preventative measures timely.



Hospital Closures

Access to health care in rural Tennessee has faced challenges in the last few decades including rural hospital closures. Rural hospitals face the specific challenge of balancing community needs and financial viability of the services being offered.



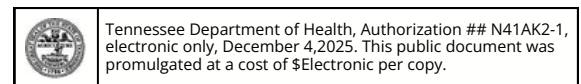
Tennessee has had **17** rural hospital closures since 2012.



Tennessee ranks **2nd** in the country for the most number of rural hospital closures.

Data Sources:

- Behavioral Risk Factors Surveillance System (BRFSS)
- Cecil G. Sheps Center for Health Services Research, The University of North Carolina at Chapel Hill



For more information visit State Health Plan website: <http://health.tn.gov/shp>

2025 State of Health in Tennessee

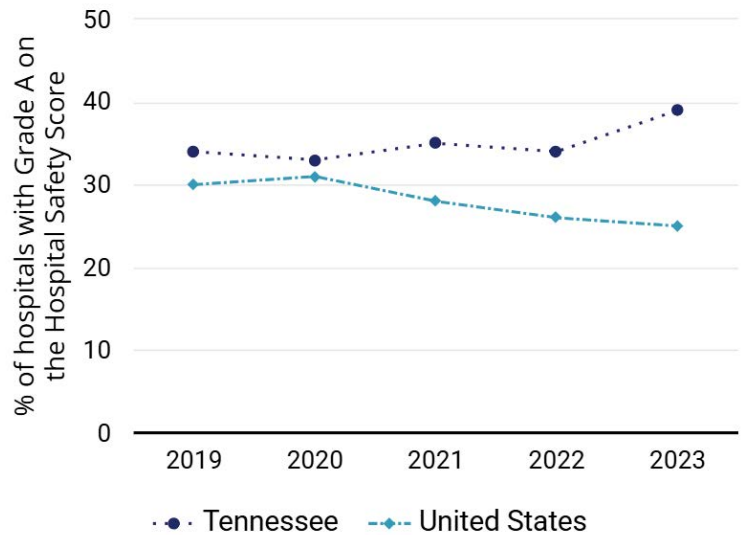
A Healthy System of Care

Quality of Care



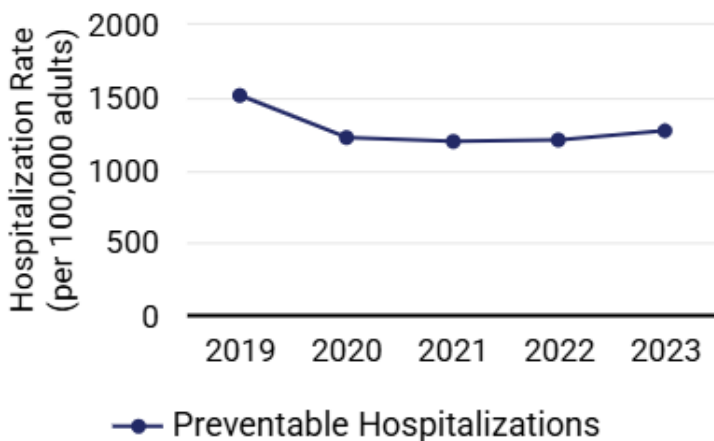
Hospital Quality

Tennessee has a higher share of Grade A hospitals than the national average. While the U.S. hospital quality declined from 2020 to 2023, Tennessee's stayed steady and peaked in 2023, with **39%** of hospitals earning Grade A compared to **25%** nationwide.



Preventable Hospitalizations

Evidence shows that consistent quality access to primary care should manage ambulatory care-sensitive conditions such as diabetes and asthma, sufficiently to prevent hospitalizations.



Preventable hospitalizations in Tennessee decreased in 2020 and remained stable then followed a slight increase in 2023.

In 2023, there were **1271** hospitalization rate for ambulatory care-sensitive conditions per 100,000 adults in Tennessee.

*COVID-19 led to significant drops in preventable hospitalizations, especially for respiratory conditions like asthma. However, these declines may reflect changes in patient behavior and hospital capacity during the pandemic, so the data should be interpreted cautiously

Data Sources:

- The Leapfrog Group, Hospital Safety Score (HSS). Accessed via Trust for America's Health Ready or Not Report.
- Tennessee Department of Health



Tennessee Department of Health, Authorization ## N41AK2-1, electronic only, December 4, 2025. This public document was promulgated at a cost of \$Electronic per copy.

For more information visit State Health Plan website: <http://health.tn.gov/shp>

2025 State of Health in Tennessee

A Healthy System of Care

Cancer Screenings

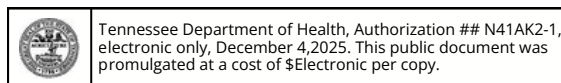


Approximately 42,750 Tennesseans will be diagnosed with cancer in 2025, placing Tennessee among the top 10 states with the highest rates of cancer.

Metric	Tennessee	United States
Breast Cancer Screenings % of females aged 40+ who reported in 2022 having a mammogram in the past two years	69.4%	69.9%
Breast Cancer Mortality Age adjusted rate per 100,000 females (2018-2022)	21.7	19.3
Colorectal Cancer Screenings % of adults aged 50+ who reported ever having a colorectal endoscopy in 2022	74.4%	74.8%
Colorectal Cancer Mortality Age-adjusted rate per 100,000 persons (2018-2022)	14.7	12.9
Lung Cancer Screenings % of persons at high risk who were screened using a low dose CT in 2021	13.0%	16.0%
Lung Cancer 5-Year Survival Rate % of people alive five years after being diagnosed with lung cancer	25.9%	29.7%

Data Sources:

- Behavioral Risk Factors Surveillance System (BRFSS)
- National Cancer Institute, State Cancer Profiles
- American Lung Association 2023 State of the Lung Tennessee



Tennessee Department of Health, Authorization ## N41AK2-1, electronic only, December 4, 2025. This public document was promulgated at a cost of \$Electronic per copy.

For more information visit State Health Plan website: <http://health.tn.gov/shp>

2025 State of Health in Tennessee

A Healthy System of Care

Workforce



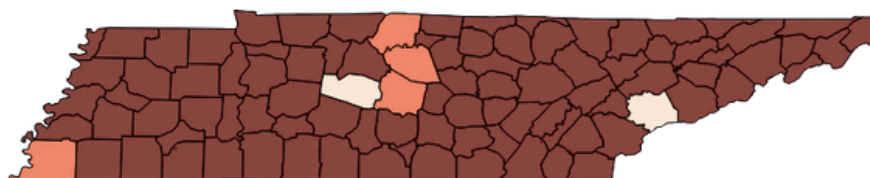
Health Professional Shortage Areas

Health Professional Shortage Areas (HPSA) are defined as “areas experiencing a shortage of health care services.” Individuals living in HPSAs can have higher rates of hospitalization and overall poorer health.

Map Key		Whole county is shortage area
		At least part of county is shortage area
		None of county is shortage area

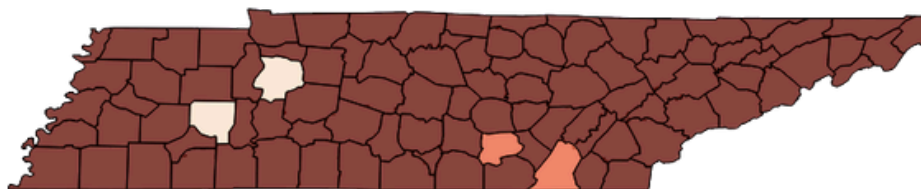
Primary Care Health Professional Shortage Areas

In 2025, 96.8% of Tennessee counties were designated Primary Care Health Professional Shortage Areas. Two counties (Blount and Williamson) had no shortage designation, and four (Rutherford, Shelby, Sumner and Wilson) were classified as partial HPSAs.



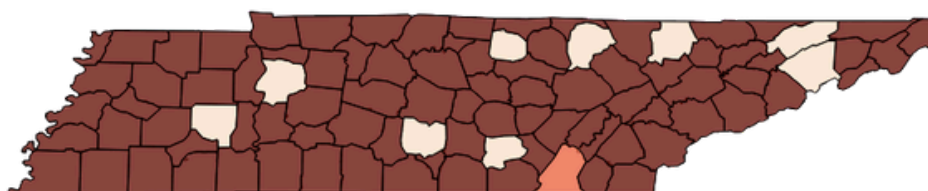
Mental Health Professional Shortage Areas

In 2025, 95.8% of Tennessee counties were designated Mental Health Professional Shortage Areas. Two counties (Henderson and Humphreys) had no shortage designation, and two (Grundy and Hamilton) were classified as partial HPSAs.



Dental Health Professional Shortage Areas

In 2025, 89.5% of TN counties were considered Dental Health Professional Shortage Areas. One county (Hamilton) had no shortage designation, and nine (Henderson, Humphreys, Bedford, Grundy, Jackson, Fentress, Campbell, Hawkins, Greene) were classified as partial HPSAs.



Data Sources:

- Health Services and Resources Administration. Accessed via Rural Health Information Hub



Tennessee Department of Health, Authorization ## N41AK2-1, electronic only, December 4, 2025. This public document was promulgated at a cost of \$Electronic per copy.

For more information visit State Health Plan website: <http://health.tn.gov/shp>

2025 State of Health in Tennessee

A Healthy System of Care

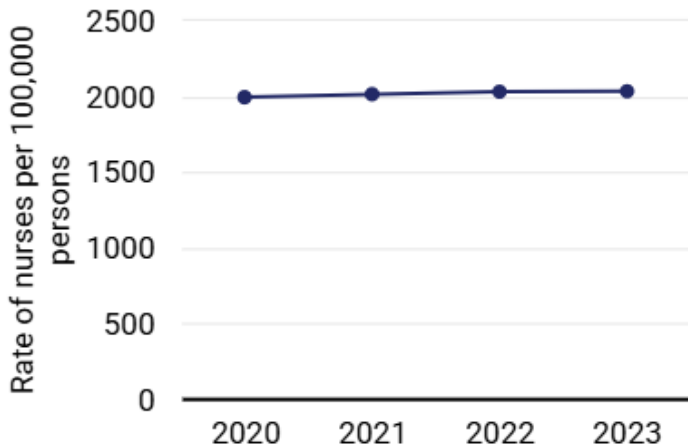
Workforce



Nurses

From 2020 to 2023, the rate of active registered nurse (RN) and licensed practical nurse (LPN) licenses per 100,000 persons in Tennessee has remained relatively stable.

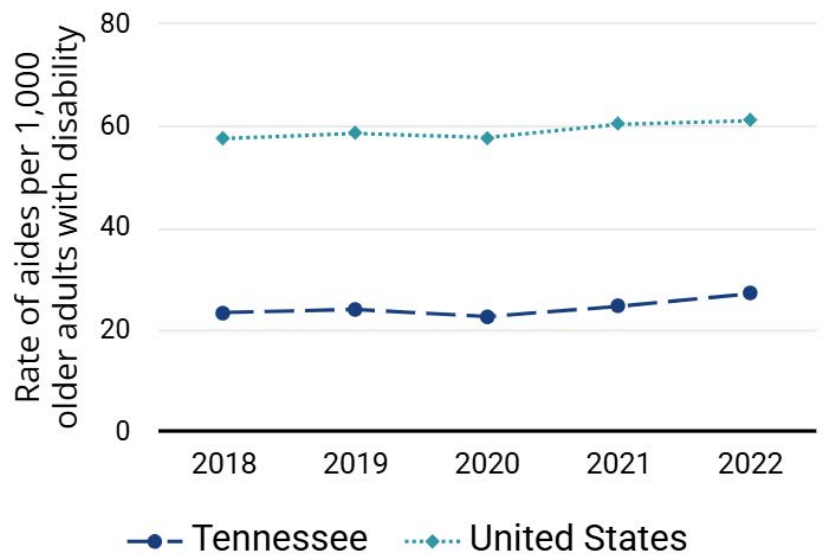
In 2023, Tennessee had **2,036** nurses per 100,000 persons.



Home Health Care

From 2018 to 2022, the rate of personal care and home health aides per 1,000 adults aged 65+ with a disability in Tennessee has remained lower than the national average.

In 2022, Tennessee had a **27** aides per 1,000 adults while the U.S. had **62** aides per 1,000 adults.



Data Sources:

- National Council of State Boards of Nursing (NCSBN)
- U.S. Census Bureau, American Community Survey



Tennessee Department of Health, Authorization ## N41AK2-1, electronic only, December 4, 2025. This public document was promulgated at a cost of \$Electronic per copy.

For more information visit State Health Plan website: <http://health.tn.gov/shp>