


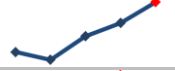



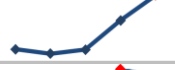


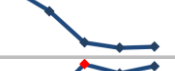




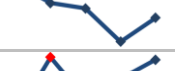







Select Diseases & Events Reported to TDH Communicable & Environmental Diseases & Emergency Preparedness

MMWR Week 7 ending February 21, 2026

Disease or Event	2021-2025	YTD* 2025	YTD* 2026	% Change	Disease or Event	2021-2025	YTD* 2025	YTD* 2026	% Change
Campylobacteriosis		133	131	↓ -2%	Legionellosis		7	10	↑ 43%
Chlamydia		3838	3370	↓ -12%	Lyme Disease		3	6	↑ 100%
Cryptosporidiosis		23	16	↓ -30%	Meningococcal Disease (<i>Neisseria meningitidis</i>)		0	2	-
Ehrlichiosis/Anaplasmosis		0	1	-	Pertussis		104	59	↓ -43%
Carbapenem-resistant Enterobacterales		5	6	↑ 20%	Salmonellosis		59	67	↑ 14%
Gonorrhea		680	1069	↑ 57%	Shiga toxin-producing <i>Escherichia coli</i> (STEC)		21	39	↑ 86%
<i>Haemophilus influenzae</i>		18	27	↑ 50%	Shigellosis		16	21	↑ 31%
Hemolytic Uremic Syndrome (HUS)		1	4	↑ 300%	Spotted Fever Rickettsiosis		0	1	-
Hepatitis A, acute		2	0	↓ -100%	Syphilis		103	133	↑ 29%
Hepatitis B, acute		5	4	↓ -20%	Tuberculosis		20	17	↓ -15%
Hepatitis C, acute		9	5	↓ -44%	*preliminary data subject to change				