

2024 TENNESSEE HEALTHY AGING REPORT

OLDER ADULT HEALTH IN EVERY COUNTY



29.3%

Increase in TN population of adults 65+ (2012 to 2022).

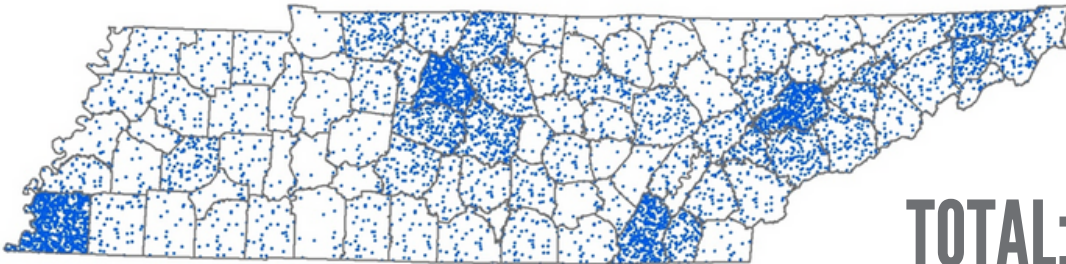
10 YEARS

When older adults are expected to outnumber children under 18 for the 1st time in history.

43RD

TN's health outcome ranking for 65+.

(America's Health Rankings 2024)



AGING POPULATION DENSITY

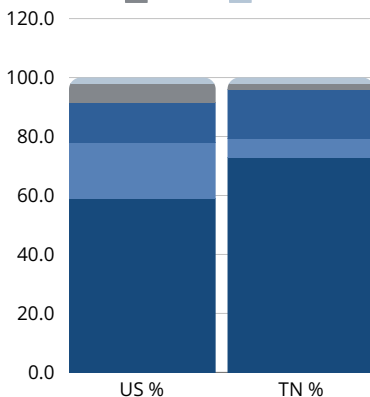
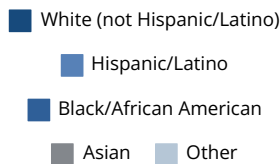
1 Dot = 200 people 65+ in 2022

TOTAL: 1,220,972

SOCIAL DETERMINANTS OF HEALTH

RACE MATTERS

Accumulated inequities cause health disparities that age-friendly communities can help mitigate.



OLDER BLACK ADULTS (65+) IN TN ARE MORE LIKELY TO...



Report higher rates of Alzheimer's disease and related dementias (ADRD).



Report a household income < \$25k per year.



Report < a high school education.

PLACE MATTERS

TN is made up of 95 counties.

89 ARE RURAL

Compared to metro counties, rural counties...

18.2% ARE OLDER

Population 65+ (vs. 16.0%)

78 HAVE < ACCESS TO CARE

Total number of acute care hospitals (vs. 41 in metros)

TOGETHER WE CAN:



UNDERSTAND

- Educate yourself and others about the older people living in your city/county.

ENGAGE



- Start a conversation.
- Bring together older people and community organizers to discuss how to address opportunities and challenges.

ACT



- Identify what is working.
- Use data to prioritize needs.
- Collaborate with diverse partners.
- Join the age- and dementia-friendly movement.

*For more information contact Rochelle.L.Roberts@tn.gov or Sally.Pitt@tn.gov