

## Sentinel Provider Influenza-Like Illness (ILI) Surveillance Summary For the Week of December 6-12, 2009 (Week 49)

Summary for	# Providers reporting	Total Providers	Total Regional ILI	Total Regional Patients	% ILI	Comparison to State*
Chattanooga-Hamilton County	4	5	20	612	3.3%	higher
East Tennessee Region	6	7	24	2306	1.0%	
Jackson-Madison County	1	1	12	888	1.4%	
Knoxville-Knox County	4	4	35	1335	2.6%	higher
Mid-Cumberland Region	8	12	13	1250	1.0%	
Memphis-Shelby County	4	9	6	394	1.5%	
Nashville-Davidson County	4	6	42	1436	2.9%	higher
Northeast Region	2	3	1	316	0.3%	
South Central Region	3	3	0	272	0.0%	lower
Southeast Region	3	5	8	317	2.5%	
Sullivan County	1	2	0	225	0.0%	
Upper Cumberland Region	5	5	3	861	0.3%	lower
West Tennessee Region	5	6	1	501	0.2%	lower
State of Tennessee	50	68	165	10713	1.54%	

### Holiday Specimen Shipping

Note: All State Offices (including the Dept. of Health Laboratory Services) will be closed on:

**Dec. 24, 25, 31 and Jan. 1**

Sentinel Providers should not send specimens after Tuesday of each week (Dec. 22 & 29). Specimens collected on Monday and Tuesday should be sent via "Next Day Delivery".

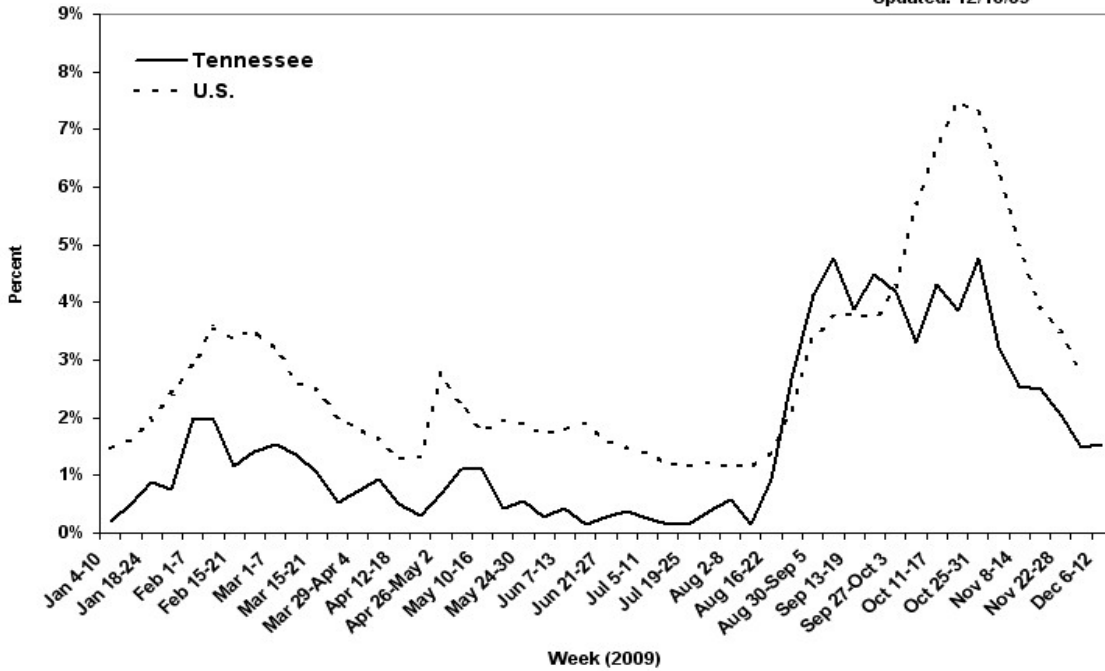
*The percentage of patients with ILI reported by the TN SPN remained stable at 1.54% for Week 49 as compared to 1.48% reported in Week 48. Of 51 specimens tested, 5 (9.8%) were positive by PCR for influenza: 100% were pandemic H1N1. ILI is defined as fever > 100°F (37.8°C) plus cough and/or sore throat, in the absence of a known cause (other than influenza). Classification of ILI is based upon symptoms only and does not require any test. The SPN Protocol (eff. Sept 1, 2009): SPs report ILI by the end of Tuesday following the end of the reporting week; collect and ship specimens from ILI cases on Mondays and/or Wednesdays (maximum 10/wk) using the SPN Specimen Collection Form dated 8/21/09. Complete the lab supply order form to receive new specimen collection supplies.*

The CDC reports that the percentage of patients visiting outpatient healthcare providers in the Sentinel Provider Network (SPN) with influenza-like-illness (ILI) when influenza viruses are not circulating is expected to fall at or below a specific SPN baseline [nationwide = 2.2%, East South Central region (AL, TN, MS, KY) = 2.4%]. When the percentage of patients with ILI exceeds this baseline, this suggests that influenza viruses may be circulating.

\*The percentage of influenza-like-illness patients seen in each region is compared to the statewide average. Regions with percentages statistically-significantly different from the state average are noted as "higher" or "lower."

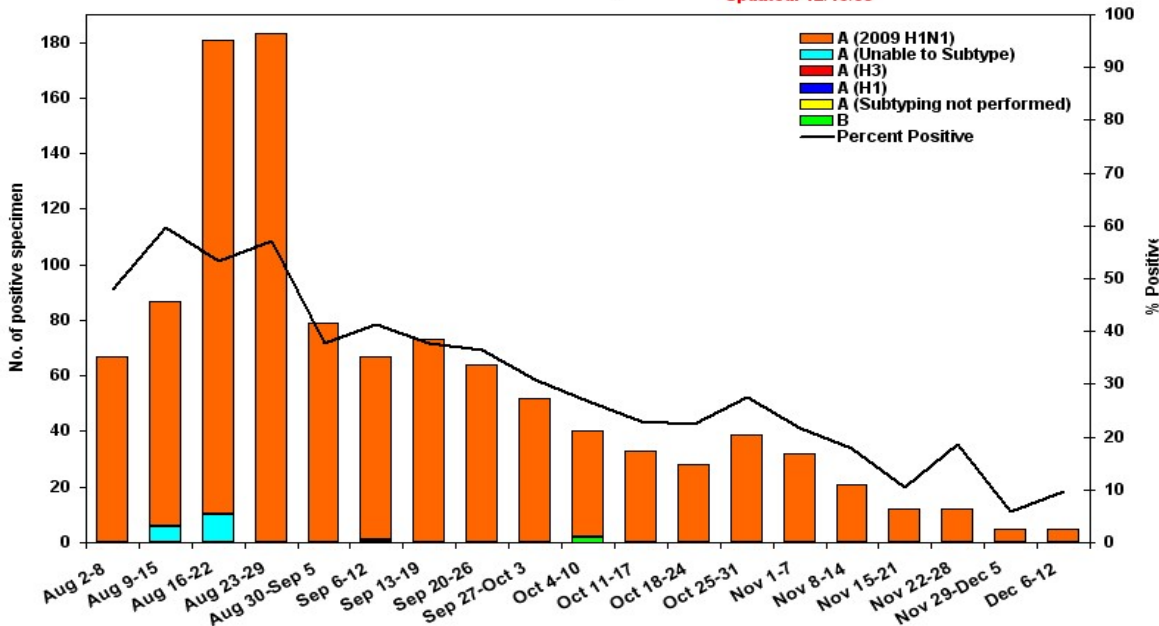
**Percentage of Outpatient Visits Reported by the U.S. and Tennessee Outpatient Influenza-like Illness Surveillance Network (ILINet) as Influenza-like Illness**

Updated: 12/16/09



**Influenza Positive Tests Submitted to TN Dept. of Health Laboratory Services, Tennessee, 2009**

Updated: 12/16/09



**State Public Health Laboratory**

**Influenza PCR - specimens from all sources**

Month 2009	Report Week	# Rec'd	Pan H1N1	A (H1)	A (H3)	B
Oct.	41	143	33	0	0	0
	42	125	28	0	0	0
	43	142	39	0	0	0
Nov.	44	147	32	0	0	0
	45	107	21	0	0	0
	46	99	12	0	0	0
	47	64	12	0	0	0
Dec.	48	76	4	0	0	0
	49	51	5	0	0	0

Laboratory testing is done specifically for Seasonal A (H1) A(H3) & B virus subtypes, in addition to Pandemic A (H1). Non-subtyped and non-subtypable results are no longer reported in this chart or on the state map.

All Sentinel Provider specimens MUST now be accompanied by the SPN Influenza Submission form dated 8/21/2009, or testing will not be done.

This table shows all specimens tested by the State Lab. The state lab policy for influenza testing is at <http://health.state.tn.us/H1N1.htm#hcp>.

**Important Information**

[www.cdc.gov](http://www.cdc.gov) AND <http://health.state.tn.us/H1N1.htm>

Submit weekly reports to: <http://www2a.cdc.gov/ilinet/> or Fax 888-232-1322

**State Lab:**

• Jerry Hindman or Susan McCool 615-262-6351 or 6374

**SPN Questions:**

• Regional SPN Coordinator (see map)  
• Robb Garman or Robert Taylor 800-404-3006 or 615-741-


# Influenza confirmed by culture or PCR in Tennessee from specimens collected by any source within the past 6 weeks.

November 1, 2009 to December 12, 2009

- Strains are reported by county of case residence or, if unknown, county where the specimen was collected.
- Counties where influenza sentinel providers are located are identified with bold boundary lines.
- Stars marks counties with large metropolitan populations (Memphis, Jackson, Nashville, Chattanooga, Knoxville, and the Tri-Cities area)
- Novel 2009 H1N1 results are for confirmed cases identified by PCR testing; counties with their first Novel 2009 H1N1 positive result in the past 6 weeks are indicated by diagonal striping.



 Pandemic A (H1N1)

 1<sup>st</sup> Pandemic A (H1N1) in past 6 weeks

 Seasonal A (H1)

 Seasonal A(H3)

 Seasonal B

# TENNESSEE SENTINEL PROVIDER NETWORK

