

## Sentinel Provider Influenza-Like Illness (ILI) Surveillance Summary For the Week of May 2-8, 2010 (Week 18)

Summary for	# Providers reporting	Total Providers	Total Regional ILI	Total Regional Patients	% ILI	Comparison to State*
Chattanooga-Hamilton County	5	5	0	579	0.0%	
East Tennessee Region	4	7	0	752	0.0%	
Jackson-Madison County	1	1	3	789	0.4%	
Knoxville-Knox County	3	4	1	915	0.1%	
Mid-Cumberland Region	6	11	3	760	0.4%	
Memphis-Shelby County	5	9	1	801	0.1%	
Nashville-Davidson County	5	6	4	1213	0.3%	
Northeast Region	2	3	1	307	0.3%	
South Central Region	3	3	0	290	0.0%	
Southeast Region	3	5	1	517	0.2%	
Sullivan County	1	2	0	278	0.0%	
Upper Cumberland Region	4	5	2	628	0.3%	
West Tennessee Region	6	6	1	658	0.2%	
State of Tennessee	48	67	17	8487	0.20%	

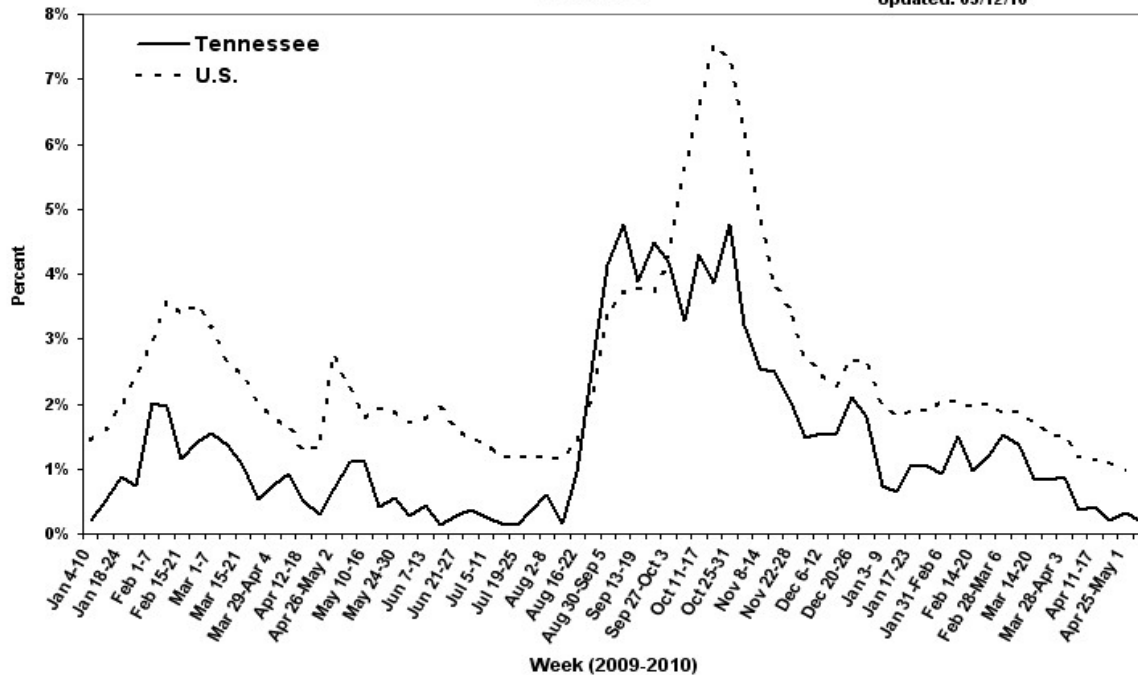
**The percentage of patients with ILI reported by the TN SPN in Week 18 decreased to 0.20% as compared to 0.33% in Week 17. Of 12 specimens tested, none (0.0%) were positive by PCR for influenza virus. ILI is defined as fever > 100°F (37.8°C) plus cough and/or sore throat, in the absence of a known cause (other than influenza). Classification of ILI is based upon symptoms only and does not require any test. The SPN Protocol (eff. Sept 1, 2009): SPs report ILI by the end of Tuesday following the end of the reporting week; collect and ship specimens from ILI cases on Mondays, Tuesdays and Wednesdays (maximum 10/wk) using the SPN Specimen Collection Form dated 8/21/09. Complete the lab supply order form to receive new specimen collection supplies.**

The CDC reports that the percentage of patients visiting outpatient healthcare providers in the Sentinel Provider Network (SPN) with influenza-like-illness (ILI) when influenza viruses are not circulating is expected to fall at or below a specific SPN baseline [nationwide = 2.2%, East South Central region (AL, TN, MS, KY) = 2.4%]. When the percentage of patients with ILI exceeds this baseline, this suggests that influenza viruses may be circulating.

\*The percentage of influenza-like-illness patients seen in each region is compared to the statewide average. Regions with percentages statistically-significantly different from the state average are noted as "higher" or "lower."

Percentage of Outpatient Visits Reported by the U.S. and Tennessee Outpatient Influenza-like Illness Surveillance Network (ILINet) as Influenza-like Illness, 2009-2010

Updated: 05/12/10



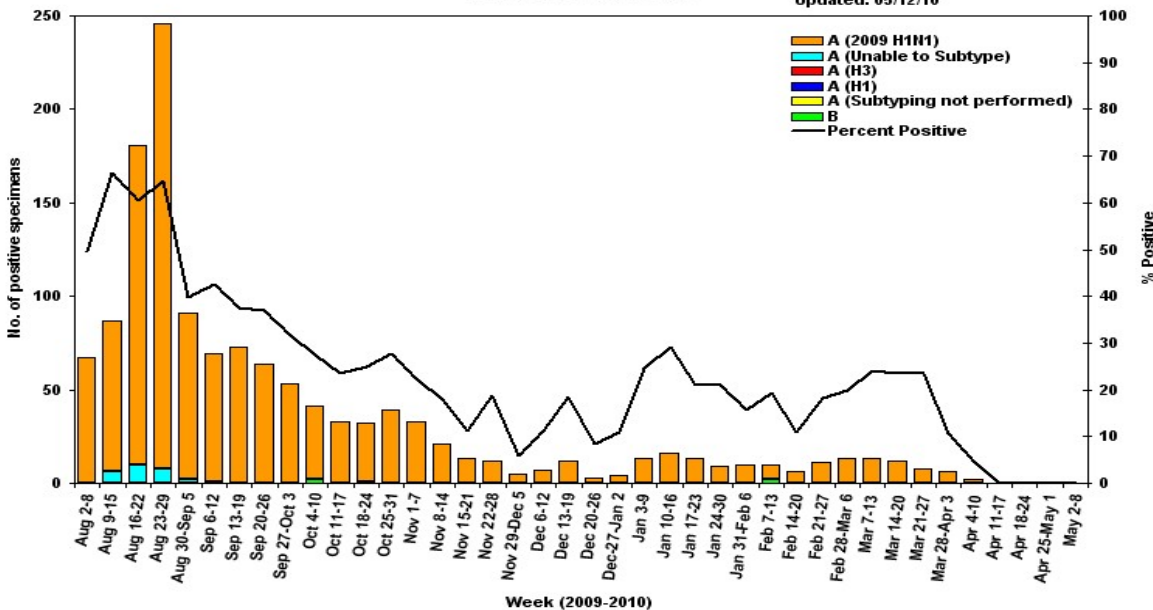
State Public Health Laboratory

Influenza PCR - specimens from all sources

Month 2009	Report Week	# Recd	Pan H1N1	A (H1)	A (H3)	B
Mar.	11	51	12	0	0	0
	12	34	8	0	0	0
Apr.	13	57	6	0	0	0
	14	44	2	0	0	0
	15	15	0	0	0	0
May	16	8	0	0	0	0
	17	15	0	0	0	0
	18	12	0	0	0	0
	19					

Influenza Positive Tests Submitted to TN Dept. of Health Laboratory Services, Tennessee, 2009-10

Updated: 05/12/10



Laboratory testing is done specifically for Seasonal A (H1) A(H3) & B virus subtypes, in addition to Pandemic A (H1). Non-subtyped and non-subtypable results are not reported in this chart or on the state map.

All Sentinel Provider specimens MUST now be accompanied by the SPN Influenza Submission form dated 8/21/2009, or testing will not be done.

This table shows all specimens tested by the State Lab. The state lab policy for influenza testing is at <http://health.state.tn.us/H1N1.htm#hcp>.

Important Information

[www.cdc.gov](http://www.cdc.gov) AND <http://health.state.tn.us/H1N1.htm>

Submit weekly reports to: <http://www2a.cdc.gov/ilinet/> or Fax 888-232-1322

State Lab:

• Susan McCool 615-262-6351

SPN Questions:

• Regional SPN Coordinator (see map)  
 • Robb Garman or Robert Taylor 800-404-3006 or 615-741-7247


# Influenza confirmed by culture or PCR in Tennessee from specimens collected by any source within the past 6 weeks.

March 27, 2010 to May 8, 2010

- Strains are reported by county of case residence or, if unknown, county where the specimen was collected.
- Counties where influenza sentinel providers are located are identified with bold boundary lines.
- Stars marks counties with large metropolitan populations (Memphis, Jackson, Nashville, Chattanooga, Knoxville, and the Tri-Cities area)
- Novel 2009 H1N1 results are for confirmed cases identified by PCR testing; counties with their first Novel 2009 H1N1 positive result in the past 6 weeks are indicated by diagonal striping.



 Pandemic A (H1N1)

 1<sup>st</sup> Pandemic A (H1N1) in past 6 weeks

 Seasonal A (H1)

 Seasonal A(H3)

 Seasonal B

# TENNESSEE SENTINEL PROVIDER NETWORK

