

Sentinel Provider Influenza-Like Illness (ILI)¹ Surveillance Summary (health.state.tn.us/TNflu_report_archive.htm)

For the Week of Feb. 17-23 (Week 8)

| Summary for | # Sites reporting | Total Sites | Total Regional ILI | Total Regional Patients | % ILI | Compared to State ² |
|-------------------------------|-------------------|-------------|--------------------|-------------------------|-------|--------------------------------|
| Hamilton County (Chattanooga) | 3 | 4 | 0 | 516 | 0.0% | lower |
| East Tennessee Region | 7 | 7 | 123 | 3047 | 4.0% | higher |
| Jackson-Madison County | 1 | 1 | 11 | 565 | 1.9% | |
| Knoxville-Knox County | 4 | 4 | 10 | 1741 | 0.6% | lower |
| Mid-Cumberland Region | 9 | 10 | 24 | 1089 | 2.2% | |
| Shelby County (Memphis) | 3 | 10 | 0 | 822 | 0.0% | lower |
| Nashville-Davidson County | 5 | 6 | 38 | 1295 | 2.9% | higher |
| Northeast Region | 2 | 3 | 0 | 180 | 0.0% | |
| South Central Region | 3 | 3 | 0 | 217 | 0.0% | lower |
| Southeast Region | 4 | 5 | 3 | 543 | 0.6% | lower |
| Sullivan County (Tri-Cities) | 1 | 2 | 1 | 315 | 0.3% | lower |
| Upper Cumberland Region | 3 | 4 | 1 | 287 | 0.3% | |
| West Tennessee Region | 5 | 6 | 2 | 281 | 0.7% | |
| State of Tennessee | 50 | 65 | 213 | 10898 | 1.95% | |

CDC Updates Antiviral Guidelines

Clinicians should review the latest recommendations for the use of antiviral medications for influenza treatment or prevention during the 2012-13 season: www.cdc.gov/flu/professionals/antivirals/summary-clinicians.htm

Notes to Sentinel Providers:

Sentinel Providers are reminded to submit specimens on all patients meeting the ILI case definition (up to 10 per week).

Please use the TDH specimen submission form dated October 2012.

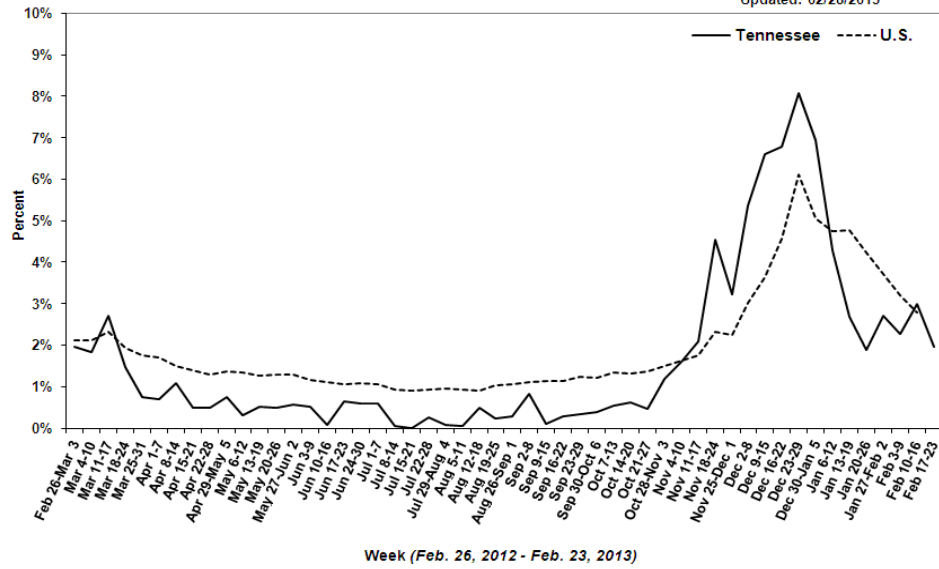
The percentage of patients with ILI reported in Week 8 was 1.95% as compared to 2.99% in Week 7. Influenza viruses are still circulating, and though the intensity statewide has declined from peak levels, unvaccinated people remain at the highest risk becoming infected. Prompt treatment with antiviral medication is important for people who develop serious illness or who are at risk for serious complications (such as those 65 and over, very young children, pregnant women and those with underlying medical conditions). Nationally, activity is declining in many states. To date, 45 specimens from Week 8 have been tested. Eleven (24.4%) were positive for influenza viruses: 2 were A(H1N1), 5 were A(H3N2) and 4 were type B. Thirteen (13) specimens were positive for other respiratory viruses. A map of counties with confirmed influenza (PCR or culture) in the past six weeks is below.

State Public Health Laboratory
Respiratory Viral Panel
Number of Positive Specimens, by week

| Month/Week | # | Flu A (H1N1) | Flu A(H3) | Flu B | RSV A | RSV B | Paraflu 3 | Rhino | Meta pnuemo | Adeno B | Adeno C | Adeno E | Corona OC43 | Corona NL63 | Corona 229E | Corona HKU1 |
|-----------------|-----|--------------|-----------|-------|-------|-------|-----------|-------|-------------|---------|---------|---------|-------------|-------------|-------------|-------------|
| February | | | | | | | | | | | | | | | | |
| Current | 45 | 2 | 5 | 4 | 1 | 0 | 0 | 5 | 2 | 4 | 0 | 0 | 0 | 1 | 0 | 0 |
| 7 | 78 | 0 | 10 | 15 | 5 | 0 | 1 | 10 | 4 | 2 | 0 | 3 | 3 | 1 | 1 | 1 |
| 6 | 69 | 1 | 9 | 11 | 2 | 1 | 0 | 4 | 2 | 0 | 0 | 0 | 4 | 1 | 1 | 0 |
| January | | | | | | | | | | | | | | | | |
| 5 | 82 | 1 | 21 | 12 | 7 | 0 | 0 | 2 | 0 | 0 | 0 | 0 | 5 | 0 | 0 | 0 |
| 4 | 89 | 0 | 22 | 5 | 3 | 0 | 1 | 3 | 4 | 0 | 2 | 0 | 2 | 1 | 0 | 1 |
| 3 | 124 | 0 | 24 | 10 | 7 | 1 | 0 | 1 | 4 | 0 | 0 | 0 | 6 | 0 | 0 | 0 |

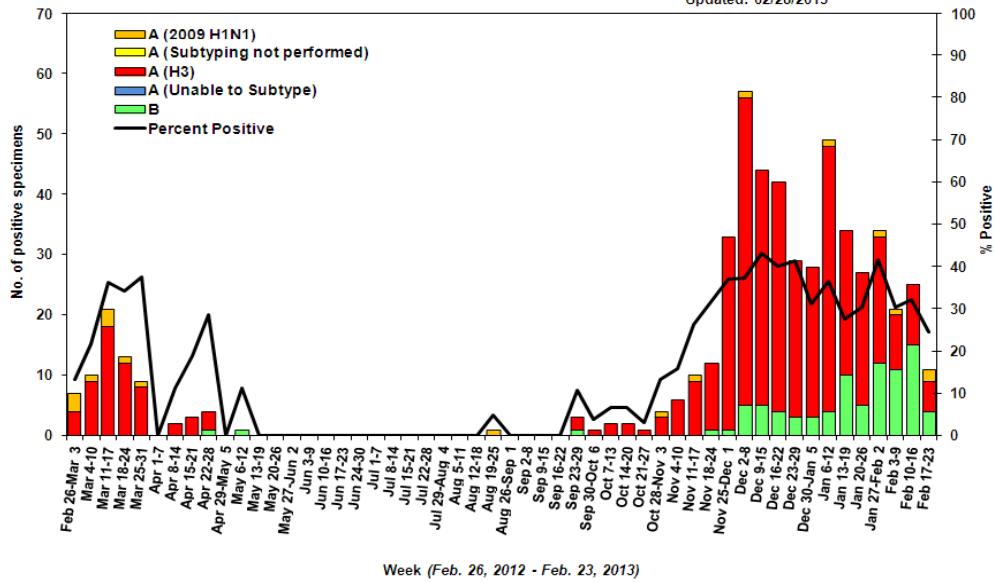
Percentage of Outpatient Visits Reported by the U.S. and Tennessee Outpatient Influenza-like Illness Surveillance Network (ILINet) as Influenza-like Illness, 2012-2013

Updated: 02/28/2013



Influenza Positive Tests Submitted to TN Dept. of Health Laboratory Services, Tennessee, 2012-2013

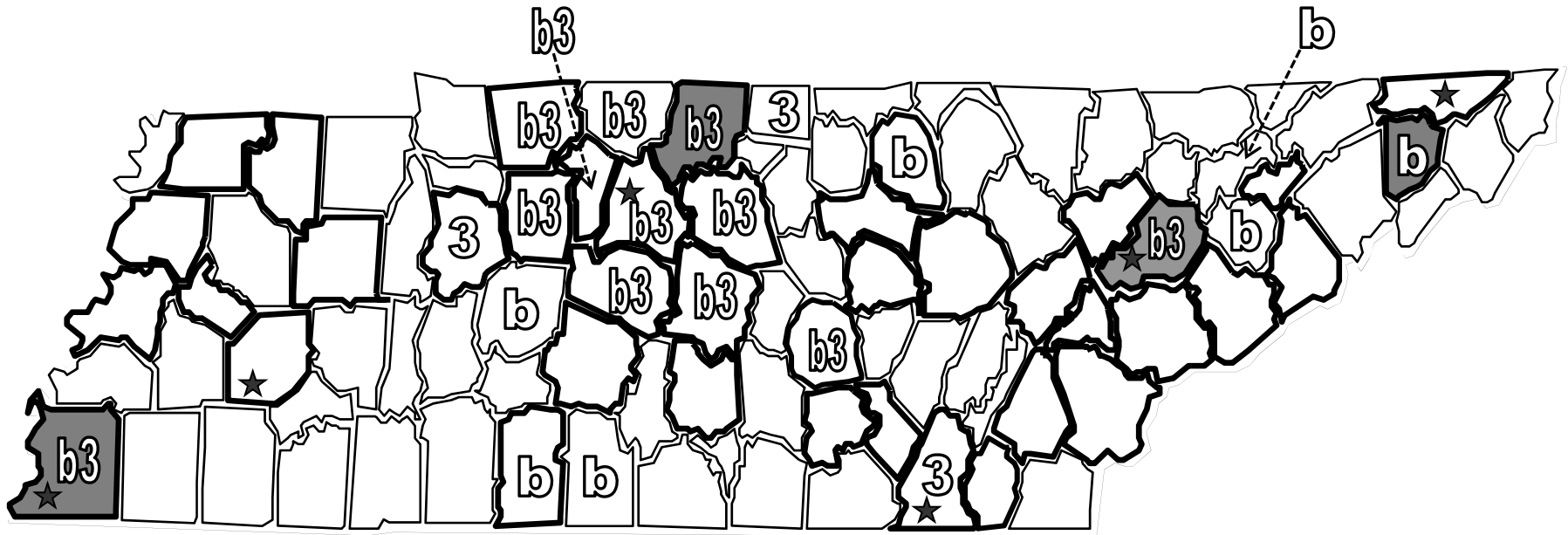
Updated: 02/28/2013






Influenza confirmed by culture or PCR in Tennessee from specimens collected by any source within the past 6 weeks.

January 13 to February 23, 2013

- Strains are reported by county of case residence or, if unknown, county where the specimen was collected.
- Counties where influenza sentinel providers are located are identified with bold boundary lines.
- Stars mark counties with large metropolitan populations (Memphis, Jackson, Nashville, Chattanooga, Knoxville, and the Tri-Cities area)



| | | |
|---|---|--|
|  2009 A (H1N1) |  3 A(H3) |  b Seasonal B |
|---|---|--|

Reference Information for Sentinel Provider Network

1 Influenza-like illness (ILI) is defined as fever > 100°F (37.8°C) plus cough and/or sore throat, in the absence of a known cause (other than influenza). Classification of ILI is based upon symptoms only and does not require any test.

2 The % of patients with ILI seen in each region is compared to the statewide average. Regions with % statistically-significantly different from the state average are noted as "higher" or "lower." The CDC reports that the percentage of patients visiting outpatient healthcare providers in the Sentinel Provider Network (SPN) with influenza-like-illness (ILI) when influenza viruses are not circulating is expected to fall at or below a specific SPN baseline [nationwide = 2.2%, East South Central region (AL, TN, MS, KY) = 2.3%]. When the percentage of patients with ILI exceeds this baseline, this suggests that influenza viruses may be circulating.

Important information for Sentinel Providers

Sentinel Providers report ILI by the end of Tuesday following the end of the reporting week (www2a.cdc.gov/ilinet) and collect and ship specimens from ILI cases Monday through Thursday (maximum 10/week per provider). All Sentinel Provider specimens MUST be accompanied by the Influenza and Respiratory Viral Panel Submission form or testing will not be done. The Respiratory Viral Panel is only validated for nasopharyngeal (NP) specimens. Specimens collected from other sites cannot be tested.

Additional laboratory supplies can be obtained by completing the lab order supply form. To ensure the order is filled, please include the CDC Provider ID Code.

Contact Information

Submit weekly reports to: <http://www2a.cdc.gov/ilinet/> OR Fax 888-232-1322

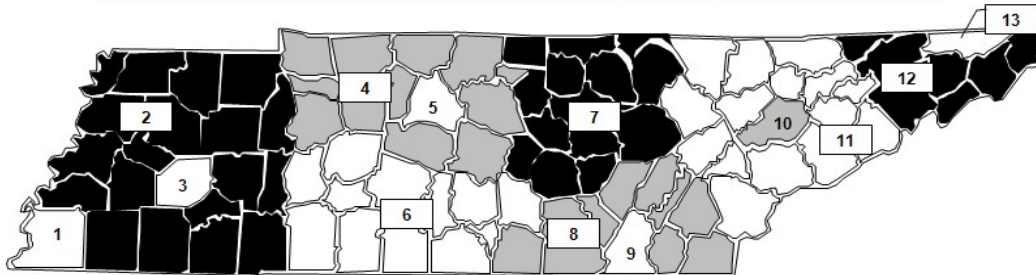
State Lab: Susan McCool 615-262-6351

SPN Questions:

State: Robb Garman 800-404-3006 OR 615-741-7247

County/Region: Regional SPN Coordinator (see map)

TENNESSEE SENTINEL PROVIDER NETWORK COORDINATORS



| | | |
|----|-----------------------------|--------------|
| 1 | Shelby County | 901-222-9239 |
| 2 | West TN Region | 731-421-6758 |
| 3 | Jackson-Madison County | 731-927-8540 |
| 4 | Mid-Cumberland Region | 615-650-7000 |
| 5 | Nashville-Davidson County | 615-340-0551 |
| 6 | South Central Region | 931-380-2532 |
| 7 | Upper Cumberland Region | 931-646-7505 |
| 8 | Southeast Region | 423-634-6065 |
| 9 | Chattanooga-Hamilton County | 423-209-8063 |
| 10 | Knoxville-Knox County | 865-215-5084 |
| 11 | East TN Region | 865-549-5287 |
| 12 | Northeast Region | 423-979-3200 |
| 13 | Sullivan County | 423-279-7545 |