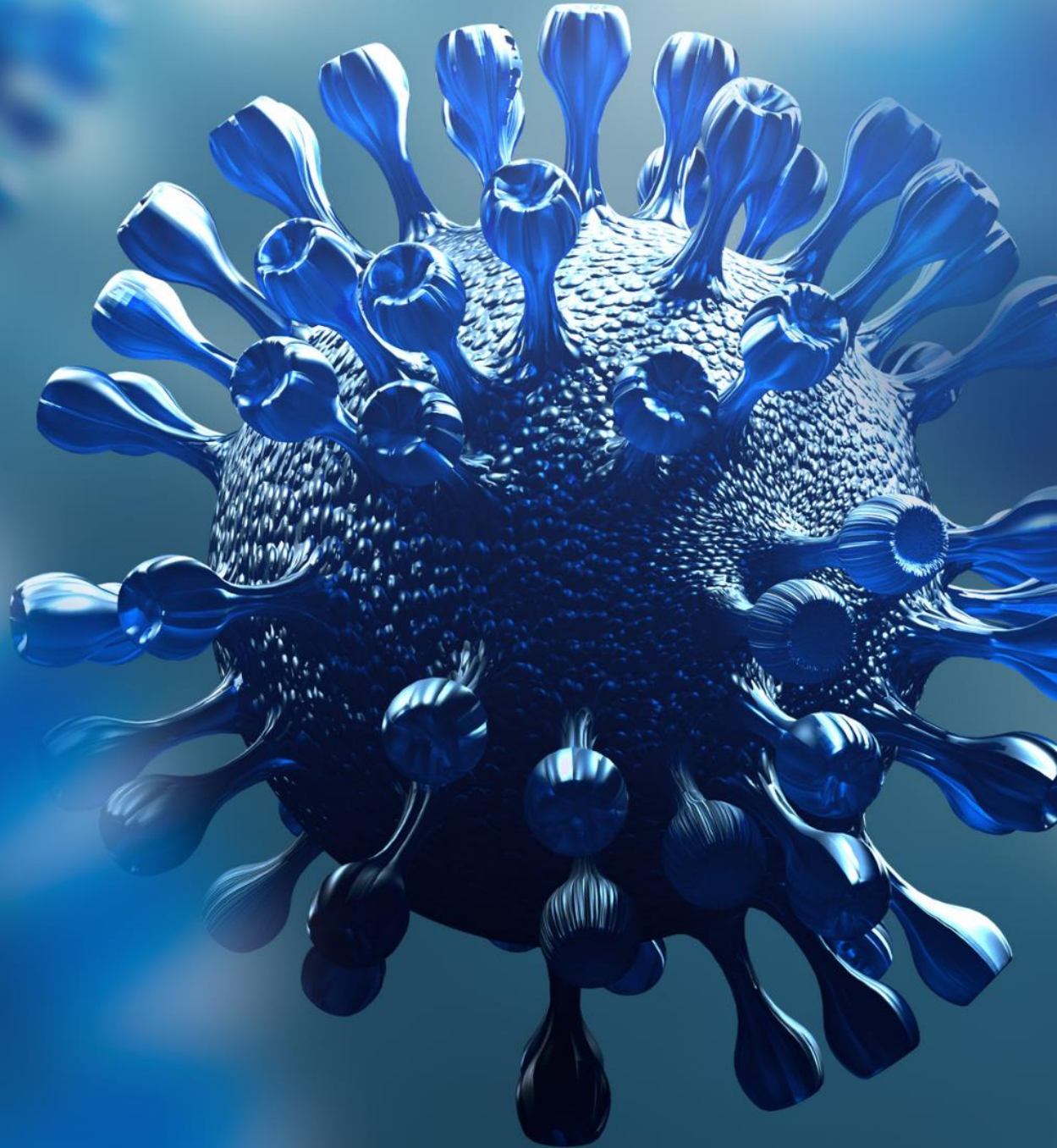


Respiratory Illness Update



TN

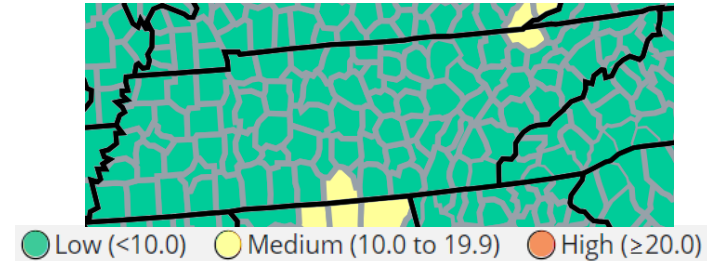
Department of
Health

COVID-19 Trends in TN & US

- Tennessee

- New cases decreasing ▼
- Emergency department visits decreasing ▼
- Hospitalizations decreasing ▼
- Deaths decreasing ▼

New COVID-19 hospital admissions per 100,000 population, past week (total)



- U.S.A.

- New hospitalizations decreasing ▼
- Deaths decreasing ▼

Severity Indicators

Hospitalizations >

Hospital Admissions

16,766

(October 1 to October 7, 2023)

Trend in Hospital Admissions

-8.2% in most recent week



Aug 19, 2023

Oct 7, 2023

Deaths >

% of All Deaths in U.S. Due to COVID-19

2.5%

(October 1 to October 7, 2023)

Trend in % COVID-19 Deaths

-3.8% in most recent week



Aug 19, 2023

Oct 7, 2023

COVID Cluster in High-Risk Settings





89
Total Active
Clusters

High-risk settings include long-term care facilities, correctional facilities, shelters, and other congregate settings

Active Clusters by County

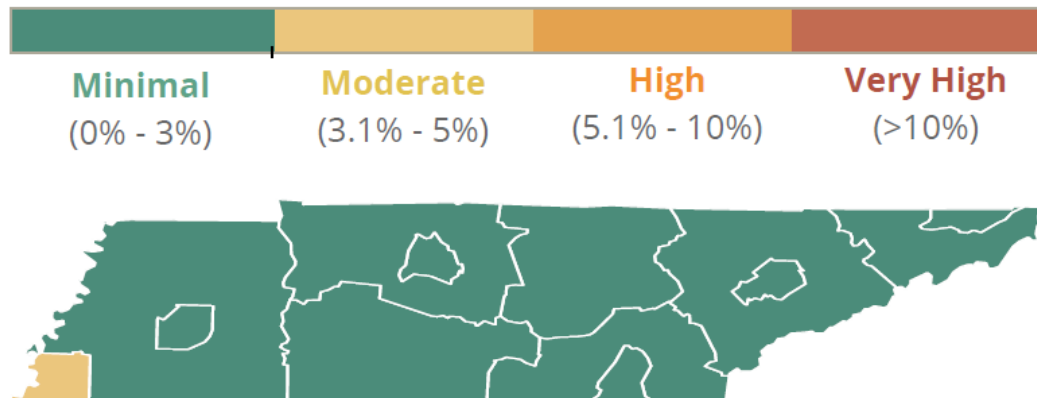


Influenza in Tennessee Snapshot

SURVEILLANCE INDICATOR	TREND	CURRENT WEEK	PREVIOUS WEEK
 ILLNESS Percentage of outpatient visits due to influenza-like illness (ILI)	▶	1.9%	1.9%
 LABORATORY Percentage of positive specimens & predominant strain of influenza	▼	0.0% n/a	1.0% Influenza B
 OUTBREAKS 2 or more ill persons of a shared setting		NEWLY REPORTED <i>since September 16, 2023</i> 1	SEASON TOTAL <i>since October 1, 2022</i> 16
 DEATHS Newly reported and season total pediatric influenza-associated deaths		0	3

Influenza-Like Illness

Percent of Outpatient Visits for Influenza-Like Illness Week 38



Chattanooga/Hamilton County Metro **2.5%**

East Region **1.3%**

Jackson/Madison County Metro **0.7%**

Knox County Metro **0.6%**

Memphis/Shelby County Metro **3.2%**

Mid Cumberland Region **1.6%**

Nashville/Davidson County Metro **1.3%**

Northeast Region **2.6%**

Southeast Region **1.1%**

South Central Region **0.0%**

Sullivan County Metro **1.6%**

Upper Cumberland Region **0.0%**

West Region **0.3%**

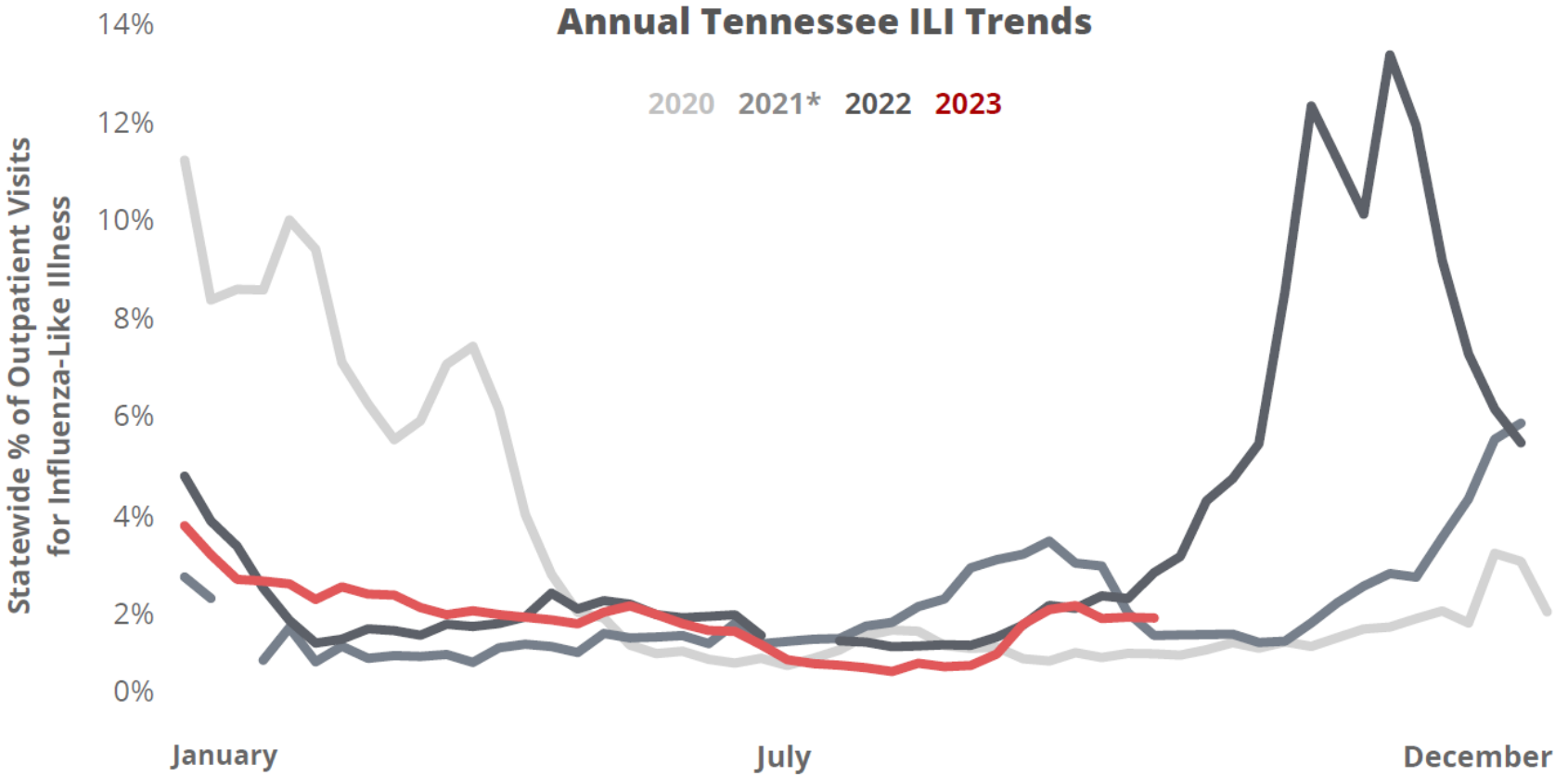
Current Flu Outbreaks

Flu Outbreaks Currently Open by Region



During the week of September 17, 2023,
there were **2** influenza outbreaks in Tennessee -
(ETR & WTR)

Seasonal Perspective



Bottom Line

- **Respiratory Illness in Tennessee**
 - COVID – decreasing activity ▼
 - Flu – low activity ▼