

**Tennessee Board of Nursing
Executive Director's Annual Report
February 19, 2015 & May 13, 2015**

BOARD OF NURSING UPDATE

1. **Board Officers:** Brent Earwood, APN, Chair nominated for a second term; Juanita Turnipseed, APN, nominated for Vice-Chair. Bylaws call for election at the first meeting of the year, February 18-19, 2015.
2. **Resignation:** staff member: Temeka Tunstall, APN
3. **Search for part-time nurse practitioner unsuccessful; full time position approved**
4. **Board approved treatment guidelines required by provisions of PC 396 which requires prescribers of controlled substances to have two hours of continuing education related to controlled substance prescribing per biennial renewal cycle. By January 2014 the commissioner of health will develop recommend treatment guidelines for prescribing controlled substances; guidelines will be submitted to each prescribing board and BOP to review and determine how the guidelines will be used.**
5. **Brent Earwood continues to represent the Board on the Controlled Substances Monitoring Database Committee (CSMD). Committee meets at least quarterly.**
6. **Comprehensive review of rules continues; RN and LPN draft completed.**
7. **2014 Meeting Dates**
 - February 12-13
 - May 14-15
 - August 20-21
 - December 3-4
8. **Board set 2015 Meeting Dates**
 - February 18-19
 - May 13-14
 - August 5-6
 - November 18-19

BOARD OFFICE/STAFF UPDATE

1. **Rolled out GIS workforce data and analysis and school identification.**
2. **Based on positive customer feedback, continued electronic school annual report with exceptional support from IT, notably Cory Brown and Gary Shirley.**
3. **Project to image RN schools files continues.**
4. **Used Tennessee's E-notify system to advise APNs of new two hour continuing education requirement on controlled substances and supervisory relationship requirements in CSMD.**
5. **Implemented a revised continuing competency audit system that has resulted in near 100% compliance with stepped up auditing of APNs.**
6. **Partnered with Prescription Drug Abuse Task Force to inappropriate prescribing.**
7. **Using GIS technology developed PowerPoint illustrating the locations of APNs prosecuted by the overprescribing team and disciplined by the BON.**

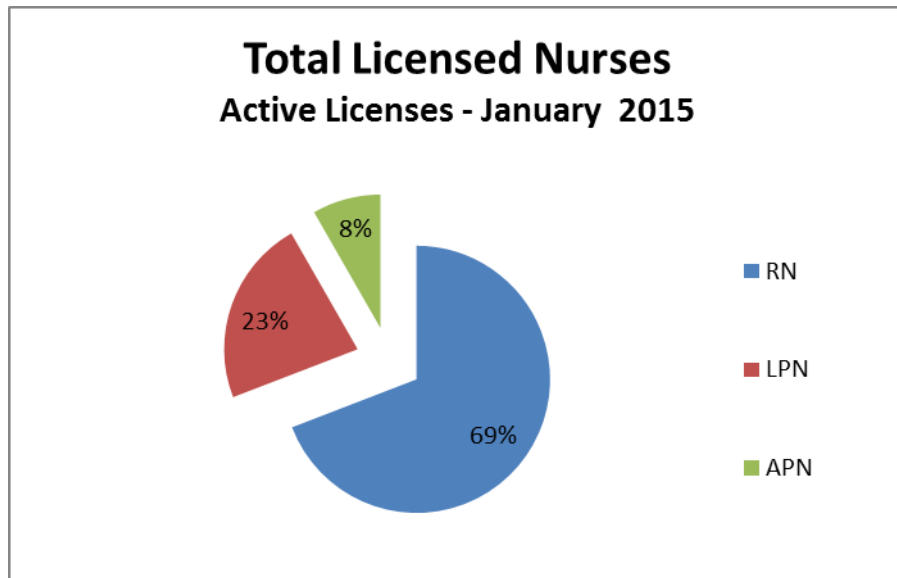
8. Lund re-elected as member-at-large to Nurse Licensure Compact Administrator's Executive Committee.
9. Sherfy appointed to NCLEX Item Review Sub-Committee (NIRSC).
10. New computer system (VR) to replace RBS—testing continues, target implementation date—April 2015.
11. Transmission of APN licensing data to Nursys on hold till implement VR; this will allow for APN verification on Nursys.

**LICENSURE DATA: RN, LPN, APN
Active Licenses — January 2015**

	Registered Nurse	Licensed Practical Nurse	Advanced Practice Nurse	Total Licenses
Active	91,933	29,994	11,014	132,275

**LICENSURE DATA: RN, LPN, APN
Active Licenses — April 2015**

	Registered Nurse	Licensed Practical Nurse	Advanced Practice Nurse	Total Licenses
Active	92,317	29,844	11,132	133,293

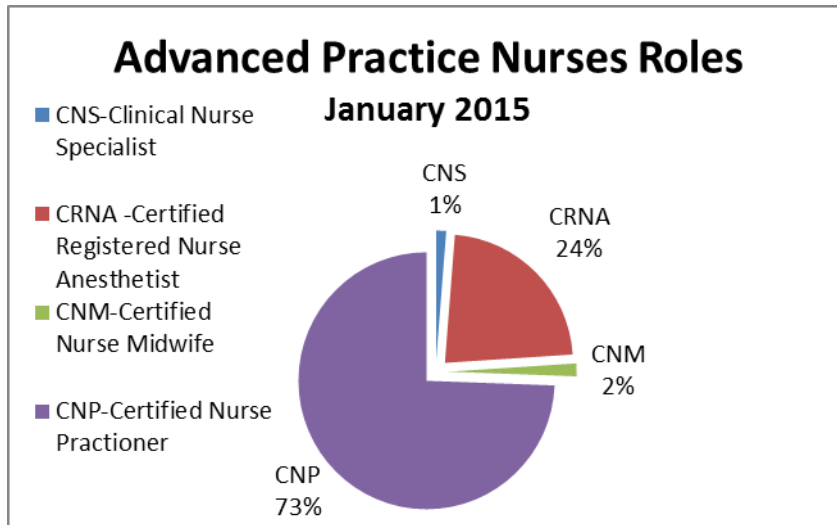


**ADVANCED PRACTICE NURSES
Active Licenses —January 2015**

	CNS	CRNA	NM	NP	Total
Authority to Prescribe	117	1,116	170	8,138	9,541
No authority to Prescribe	20	1,387	7	59	1,473
Total	137	2,503	177	8,197	11,014

**ADVANCED PRACTICE NURSES
Active Licenses —April 2015**

	CNS	CRNA	NM	NP	Total
Authority to Prescribe	118	1,124	169	8,357	9,768
No authority to Prescribe	19	1,375	7	54	1,455
Total	137	2,499	176	8,411	11,223



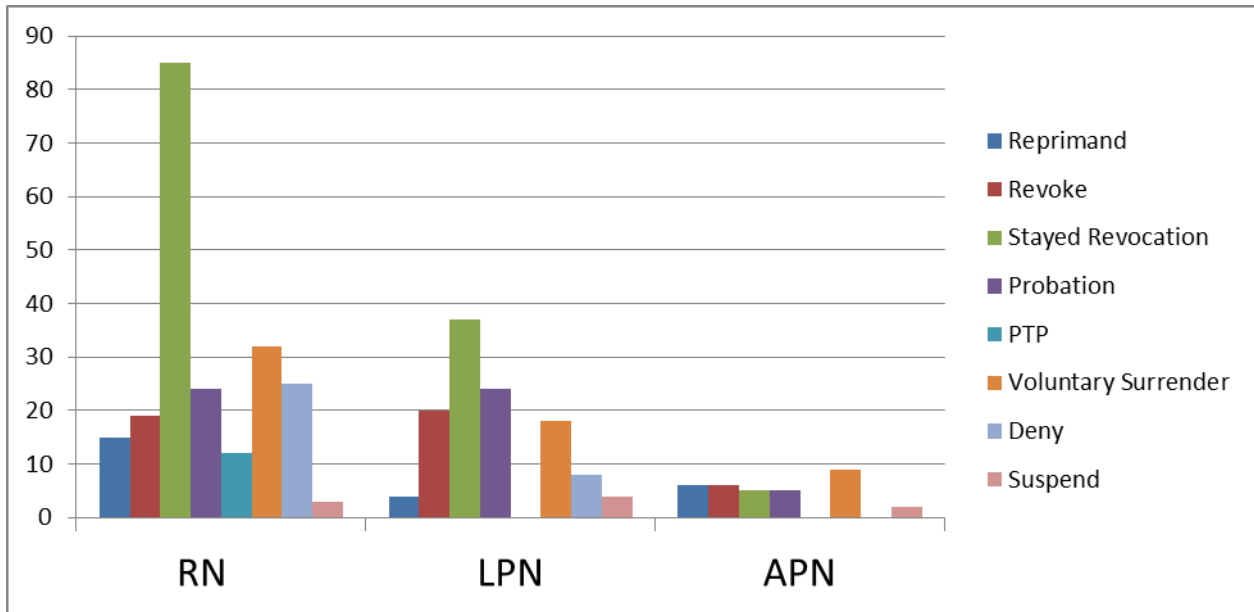
**Applications for Approval
New Nursing Programs
In 2014**

	Approved	Denied	Total
PN	0	0	0
BSN	2	0	2
RN to BSN	8	0	8
Masters	12	0	12
Doctoral	9	0	9
Total	31	0	31

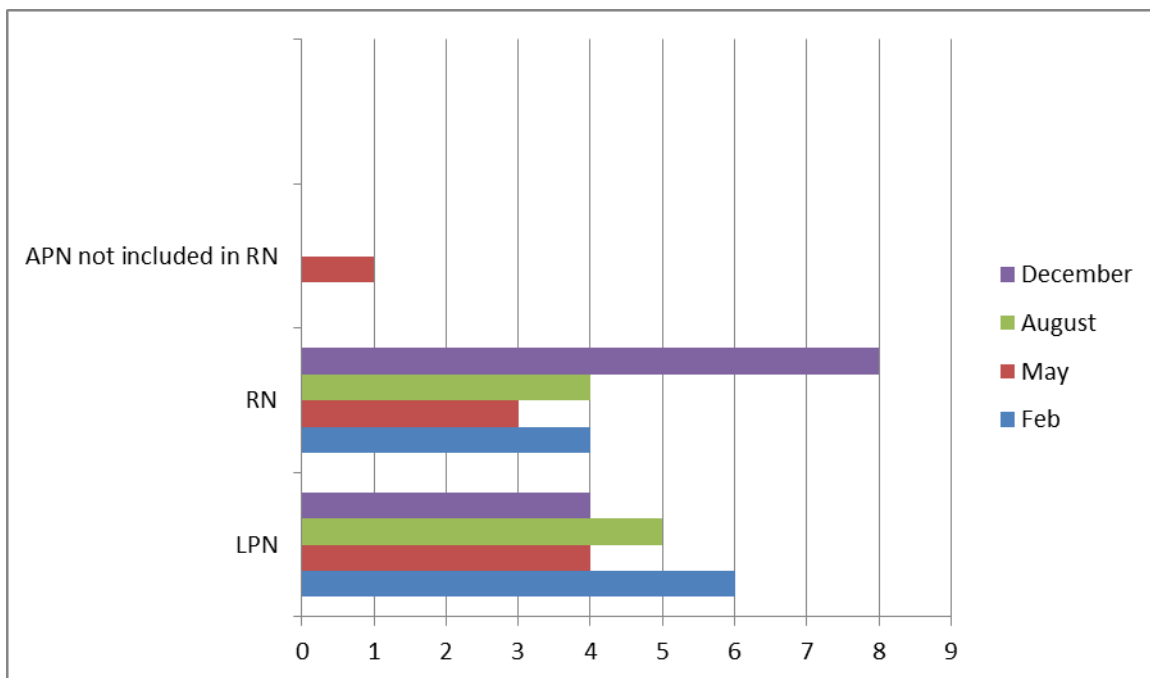
Discipline for 2014

Profession	Reprimand	Revoke	Stayed revocation	Probation	Revoke PTP	Voluntary Surrender	Civil Penalty	Deny	Suspend	Cease & desist	Totals
RN	2	5	7	4	1	5	2	4	0	0	30
LPN	2	5	6	5	0	4	0	1	1	0	24
APN	2	1	0	1	0	1	1	0	0	0	6
Total	6	11	13	10	1	10	3	5	1	0	60
Disciplinary Action by Type February 2014											
RN	2	5	7	4	1	5	2	4	0	0	30
LPN	2	5	6	5	0	4	0	1	1	0	24
APN	2	1	0	1	0	1	1	0	0	0	6
Total	6	11	13	10	1	10	3	5	1	0	60
Disciplinary Action by Type May 2014											
RN	5	3	26	6	2	7	2	4	0	0	55
LPN	0	3	3	8	0	4	0	1	1	0	20
APN	2	2	1	2	0	4	1	0	1	0	13
Total	7	8	30	16	2	15	3	5	2	0	88
Disciplinary Action by Type August 2014											
RN	4	2	18	1	5	7	0	3	1	0	41
LPN	0	4	7	1	0	3	2	0	1	0	18
APN	0	2	1	1	0	1	1	0	1	0	7
Total	4	8	26	3	5	11	3	3	3	0	66
Disciplinary Action by Type December 2014											
RN	2	4	27	9	3	8	4	10	2	0	69
LPN	0	3	15	5	0	3	0	5	0	0	31
APN	0	0	3	0	0	2	3	0	0	0	8
Total	2	7	45	14	3	13	7	15	2	0	108

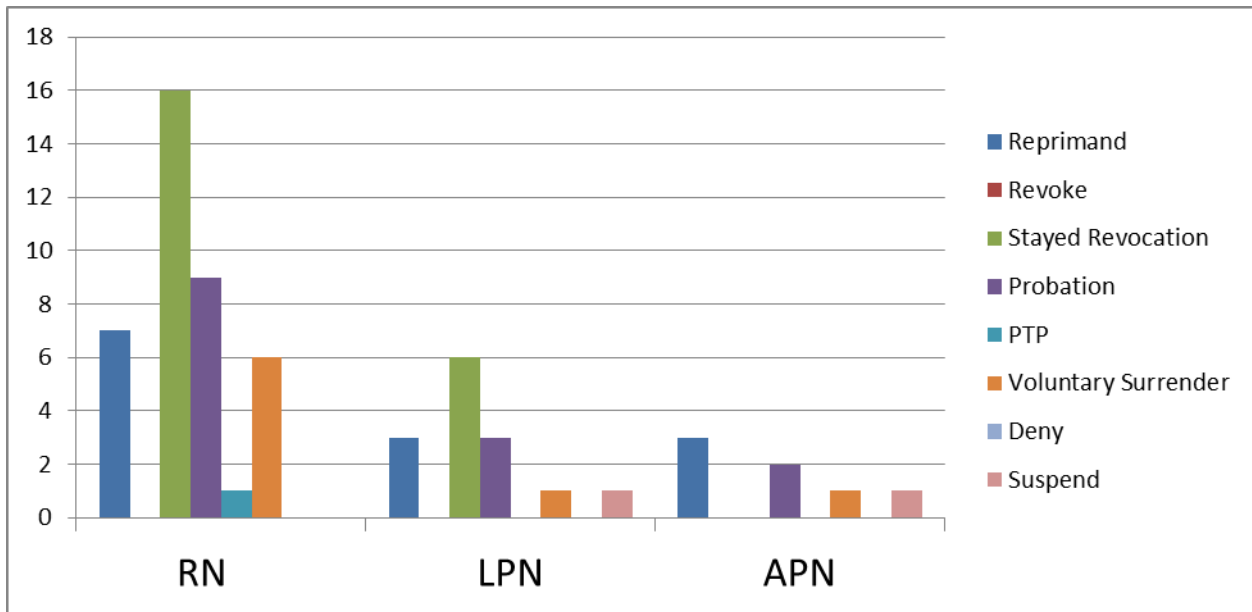
Discipline for 2014



Contested cases for 2014

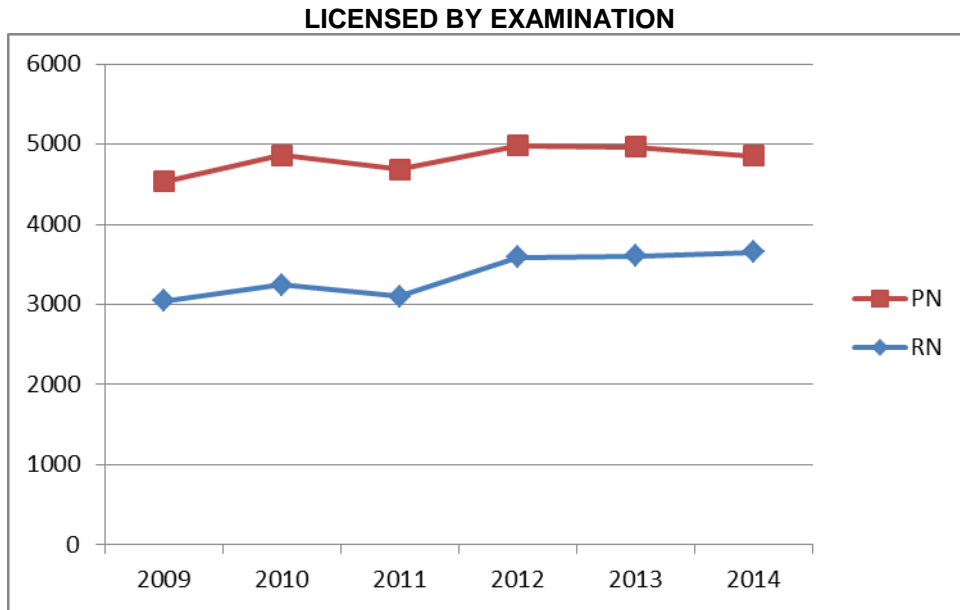


Discipline for 2015



**LICENSED BY EXAMINATION
2005 - 2014**

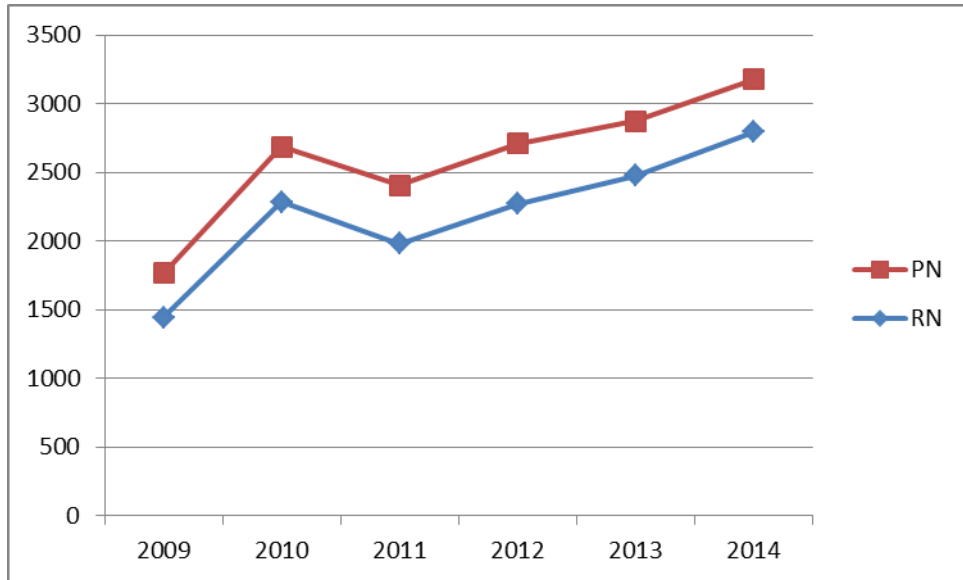
Year	RN	PN
2014	3651	1205
2013	3606	1363
2012	3592	1391
2011	3099	1584
2010	3244	1620
2009	3045	1489
2008	2998	1413
2007	2826	1389
2006	2463	1146
2005	3022	1169



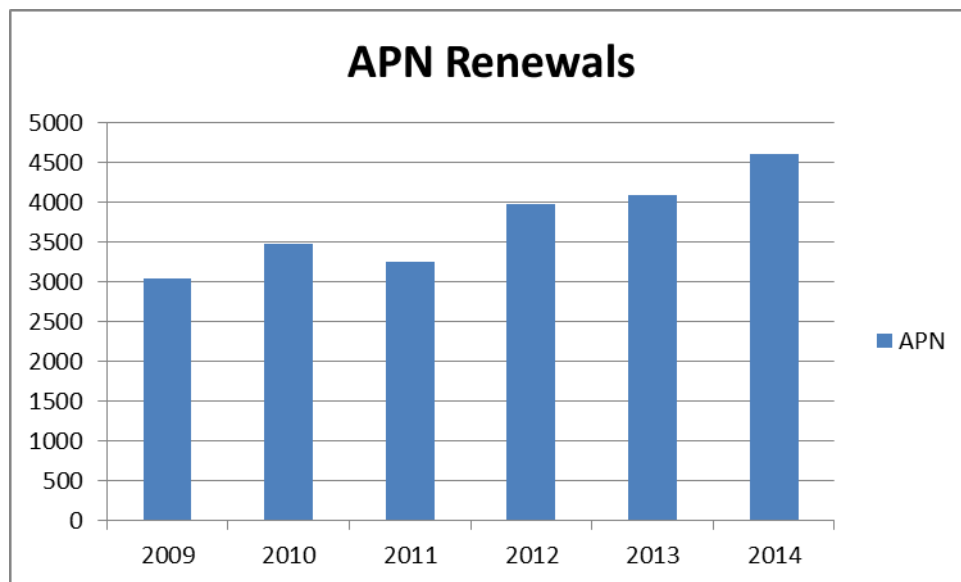
**LICENSED BY ENDORSEMENT
2005 - 2014**

Year	RN	LPN
2014	2792	385
2013	2476	398
2012	2271	437
2011	1979	429
2010	2283	405
2009	1443	322
2008	1939	471
2007	2148	492
2006	1896	470
2005	1806	518

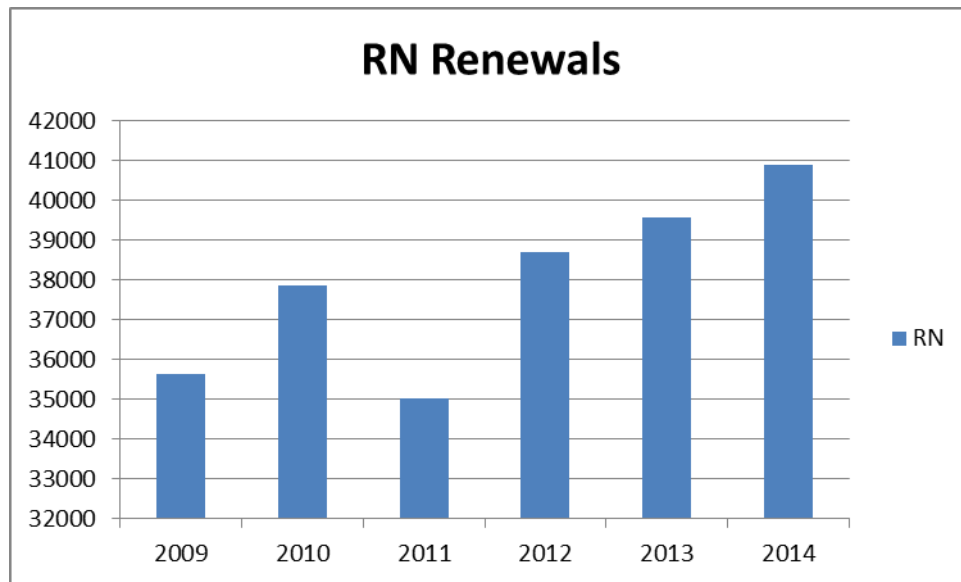
LICENSED BY ENDORSEMENT



APN RENEWALS PER MONTH							
	2008	2009	2010	2011	2012	2013	2014
January	241	249	242	313	348	408	406
February	159	238	259	156	323	359	362
March	214	241	282	271	336	326	354
April	235	237	269	266	300	293	344
May	207	249	293	262	308	323	372
June	185	267	308	285	311	314	377
July	260	281	320	285	330	380	395
August	217	263	317	388	396	330	380
September	225	242	278	275	343	345	444
October	271	261	302	294	353	370	403
November	179	220	302	286	345	320	380
December	251	288	303	278	281	324	387
TOTAL	2,644	3,036	3,475	3,259	3,974	4,092	4,604



RN RENEWALS PER MONTH							
	2008	2009	2010	2011	2012	2013	2014
January	2788	2942	3043	3107	3334	3564	3501
February	2069	2654	2786	2515	3141	3385	3222
March	2299	2887	2906	2933	3153	3250	3213
April	2609	2965	2989	2604	2798	3000	3014
May	2486	2992	3371	2800	3162	3194	3438
June	1987	3307	3389	3043	2905	3093	3099
July	3160	3194	3450	3043	3647	3513	3936
August	2562	3313	3333	3217	3687	3520	3589
September	2749	2955	3099	3128	3199	3251	3829
October	2977	2933	3185	3047	3501	3546	3425
November	2337	2592	3209	2957	3201	2895	3253
December	2643	2904	3091	2646	2965	3359	3384
TOTAL	30,666	35,638	37,851	35,040	38,693	39,570	40,903



LPN RENEWALS PER MONTH							
	2008	2009	2010	2011	2012	2013	2014
January	1016	1180	1076	1056	1107	1210	1115
February	735	1092	1070	597	1164	1181	1127
March	850	1021	1033	1048	1012	1080	1097
April	916	1131	1113	904	921	1045	964
May	880	1247	1190	928	1057	1072	1067
June	758	1273	1359	1036	984	1029	905
July	1078	1254	1272	1036	1177	1233	1297
August	915	1208	1237	1101	1219	1256	1141
September	993	1038	1157	1072	1080	1053	1122
October	1015	1050	1275	1011	1224	1173	1119
November	890	874	1208	1015	1031	991	1085
December	988	996	1110	891	1056	1051	1159
TOTAL	11,034	13,364	14,100	12,519	13,032	13,374	13,198

