



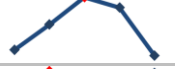


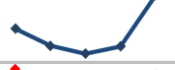


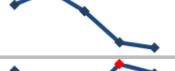








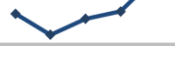



### Select Diseases & Events Reported to TDH Communicable & Environmental Diseases & Emergency Preparedness

MMWR Week 53 ending January 3, 2026

Disease or Event	2020–2024	YTD* 2024	YTD* 2025	% Change	Disease or Event	2020–2024	YTD* 2024	YTD* 2025	% Change
Campylobacteriosis		1428	1709	↑ 20%	Legionellosis		131	164	↑ 25%
Chlamydia		34670	31527	↓ -9%	Lyme Disease		57	73	↑ 28%
Cryptosporidiosis		165	203	↑ 23%	Meningococcal Disease (Neisseria meningitidis)		14	9	↓ -36%
Ehrlichiosis/Anaplasmosis		117	171	↑ 46%	Pertussis		369	623	↑ 69%
Carbapenem-resistant Enterobacterales		353	72	↓ -80%	Salmonellosis		1069	1033	↓ -3%
Gonorrhea		9636	9811	↓ 2%	Shiga toxin-producing Escherichia coli (STEC)		374	348	↓ -7%
Haemophilus influenzae		173	186	↑ 8%	Shigellosis		179	184	↑ 3%
Hemolytic Uremic Syndrome (HUS)		16	7	↓ -56%	Spotted Fever Rickettsiosis		63	81	↑ 29%
Hepatitis A, acute		25	20	↓ -20%	Syphilis		2871	3319	↑ 16%
Hepatitis B, acute		123	89	↓ -28%	Tuberculosis		162	143	↓ -12%
Hepatitis C, acute		318	243	↓ -24%	*preliminary data subject to change				