



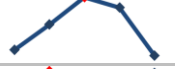


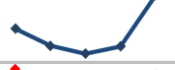


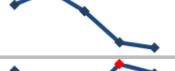








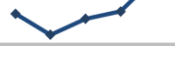



Select Diseases & Events Reported to TDH Communicable & Environmental Diseases & Emergency Preparedness

MMWR Week 52 ending December 27, 2025

Disease or Event	2020–2024	YTD* 2024	YTD* 2025	% Change	Disease or Event	2020–2024	YTD* 2024	YTD* 2025	% Change
Campylobacteriosis		1428	1697	↑ 19%	Legionellosis		131	161	↑ 23%
Chlamydia		34670	31159	↓ -10%	Lyme Disease		57	73	↑ 28%
Cryptosporidiosis		165	201	↑ 22%	Meningococcal Disease (<i>Neisseria meningitidis</i>)		14	10	↓ -29%
Ehrlichiosis/Anaplasmosis		117	171	↑ 46%	Pertussis		369	619	↑ 68%
Carbapenem-resistant Enterobacterales		353	71	↓ -80%	Salmonellosis		1069	1026	↓ -4%
Gonorrhea		9636	9579	↓ -1%	Shiga toxin-producing <i>Escherichia coli</i> (STEC)		374	346	↓ -7%
<i>Haemophilus influenzae</i>		173	183	↑ 6%	Shigellosis		179	183	↑ 2%
Hemolytic Uremic Syndrome (HUS)		16	7	↓ -56%	Spotted Fever Rickettsiosis		63	81	↑ 29%
Hepatitis A, acute		25	19	↓ -24%	Syphilis		2871	3277	↑ 14%
Hepatitis B, acute		123	87	↓ -29%	Tuberculosis		162	137	↓ -15%
Hepatitis C, acute		318	238	↓ -25%	*preliminary data subject to change				