





TENNESSEE INFLUENZA

WEEK
51

WEEKLY REPORT

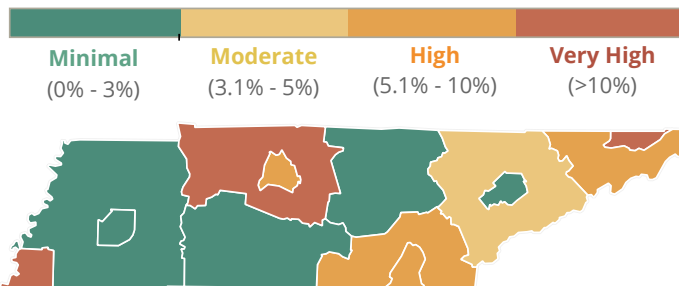
December 15, 2024 - December 21, 2024

INFLUENZA ACTIVITY SNAPSHOT

SURVEILLANCE INDICATOR	TREND	CURRENT WEEK	PREVIOUS WEEK
 ILLNESS Percentage of outpatient visits due to influenza-like illness (ILI)	▲	8.2%	5.8%
 LABORATORY Percentage of positive specimens & predominant strain of influenza	▲	11.2%	6.1%
		<i>Flu A (unsubtyped)</i>	<i>Flu A (unsubtyped)</i>
		NEWLY REPORTED	SEASON TOTAL
 OUTBREAKS 2 or more ill persons of a shared setting		during week of December 15, 2024	since October 1, 2024
		0	2
 DEATHS Newly reported and season total pediatric influenza-associated deaths in TN		0	0

INFLUENZA-LIKE ILLNESS (ILI)

Percent of Outpatient Visits for Influenza-Like Illness Week 51



The U.S. Outpatient Influenza-like Illness Surveillance Network (ILINet) monitors outpatient visits for respiratory illness referred to as influenza-like illness (ILI). Tennessee has approximately 100 sentinel providers across the state that contribute this data weekly from a variety of healthcare setting such as primary care, pediatrics, county health departments, student health centers, and emergency departments.

ILI is defined as a fever plus cough or sore throat, not laboratory-confirmed influenza. Therefore these data may capture respiratory illness visits due to infection with any pathogen that can present with similar symptoms, including influenza, SARS-CoV-2, and RSV.

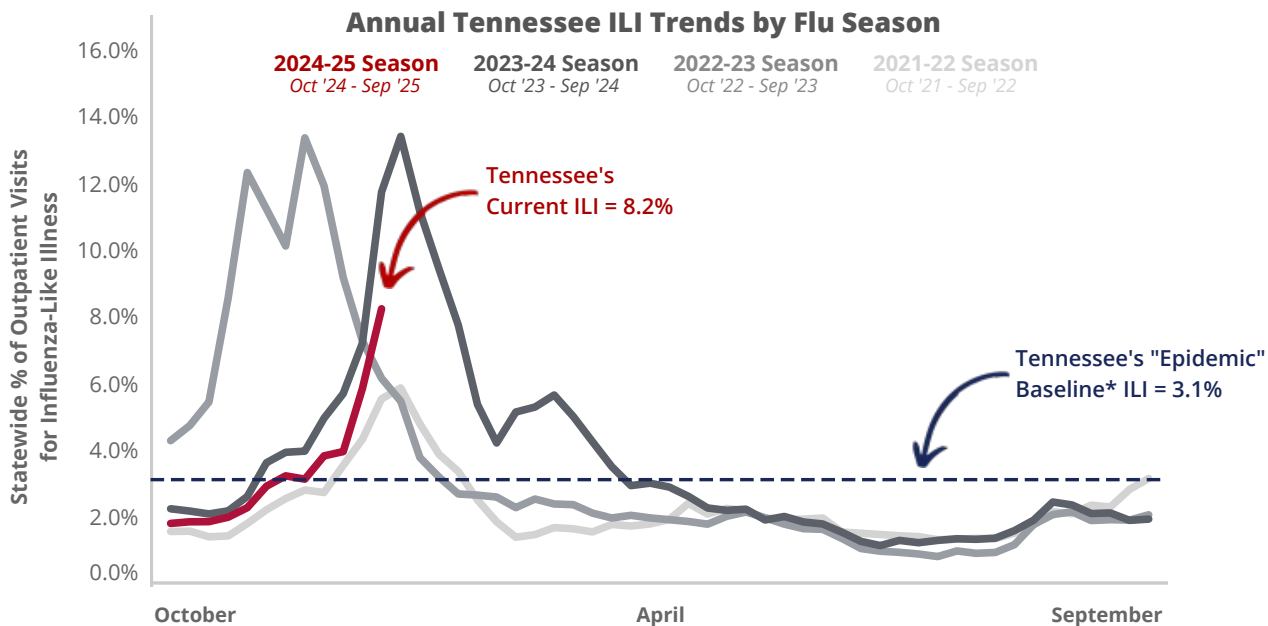
TN State Average	8.2%
Chattanooga/Hamilton County Metro	6.4%
East Region	5.6%
Jackson/Madison County Metro	0.0%
Knox County Metro	2.3%
Memphis/Shelby County Metro	10.2%
Mid Cumberland Region	9.5%
Nashville/Davidson County Metro	8.0%
Northeast Region	6.6%
Southeast Region	6.3%
South Central Region	0.7%
Sullivan County Metro	11.8%
Upper Cumberland Region	1.9%
West Region	1.5%

TENNESSEE INFLUENZA

WEEKLY REPORT

December 15, 2024 - December 21, 2024

INFLUENZA-LIKE ILLNESS (ILI)

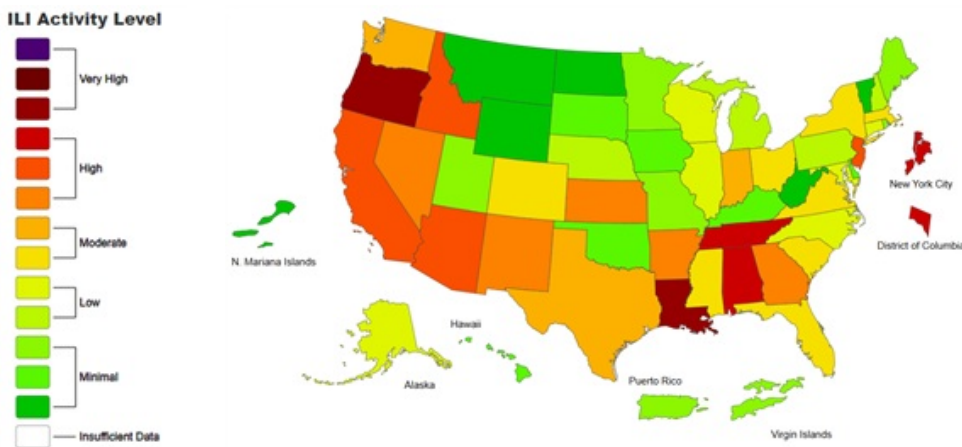


ILI is defined as a fever plus cough or sore throat, not laboratory-confirmed influenza. Therefore these data may capture respiratory illness visits due to infection with any pathogen that can present with similar symptoms, including influenza, SARS-CoV-2, and RSV.

*CDC develops state-specific baselines by calculating the mean percentage of patient visits for ILI during non-influenza weeks for the most recent two seasons and adding two standard deviations (2021-2022 and 2022-2023). A non-influenza time period (e.g., a "non-influenza week") is defined as two or more consecutive weeks in which each week accounted for less than 2% of the season's total number of specimens that tested positive for influenza in public health laboratories.

National ILI Activity Week 50

Note: Delay in weekly data due to holiday



Map prepared by CDC's Influenza Division and visualizes outpatient respiratory illness activity determined by data reported to ILINet. To access original source, visit: <https://gis.cdc.gov/grasp/fluview/main.html>

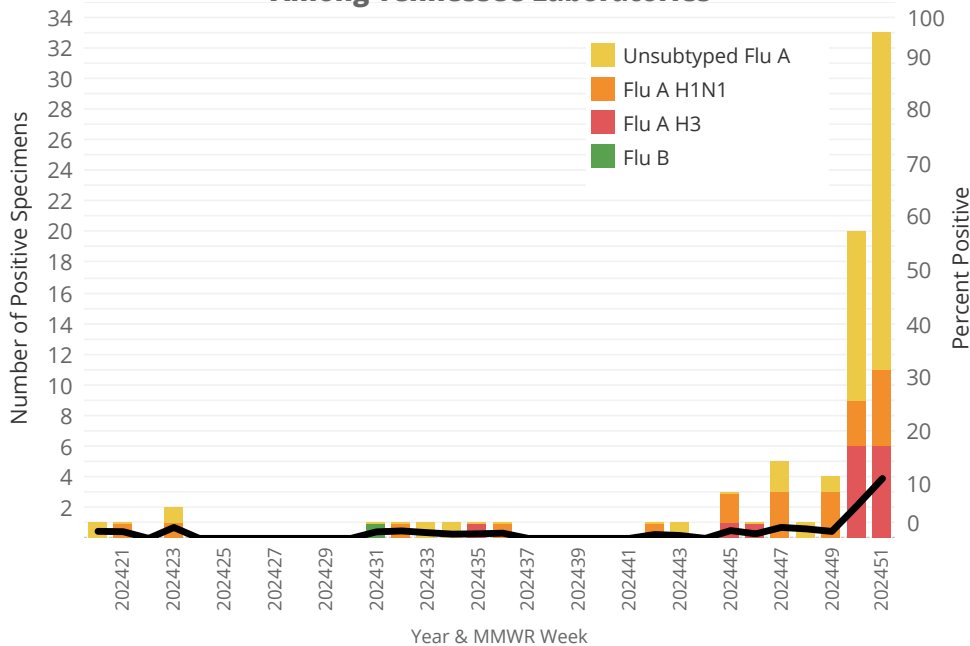
TENNESSEE INFLUENZA

WEEKLY REPORT

December 15, 2024 - December 21, 2024

LABORATORY

Positive Tests by Influenza Type/Subtype and Percent Positivity Among Tennessee Laboratories



Week 51

Total # Specimens Tested 295

Positive specimens by type/subtype

Flu A H1N1 5

Flu A H3 6

Flu B 0

Unsubtyped Flu A 22

Percent Positive 11.2%

Influenza testing in Tennessee is represented as a combination of data from the state public health lab and two commercial laboratories that serve clinics across the state.

OUTBREAKS & DEATHS

Flu Outbreaks Currently Open by Region



During the week of December 15, 2024 there were **2** open influenza outbreaks reported in Southeast Region & East Region.

Influenza-Associated Pediatric Mortality Season Total, Statewide



There have been **0** pediatric influenza-associated deaths reported in Tennessee this season (began October 1, 2024).

FOR MORE INFO

For questions regarding this report, the ILINet program, or influenza reporting, please contact:

Sarah Winders
Influenza Surveillance Coordinator
Sarah.Winders@tn.gov

Or, the Vaccine Preventable Diseases Team
VPD.imm@tn.gov

For additional information on influenza, please visit:

CDC's Weekly Flu Report: www.cdc.gov/flu/weekly/index.htm

TN's Archive of Weekly Flu Reports:
www.tn.gov/health/cedep/immunization-program/ip/flu-in-tennessee.html

CDC's Influenza Homepage: www.cdc.gov/flu/index.htm