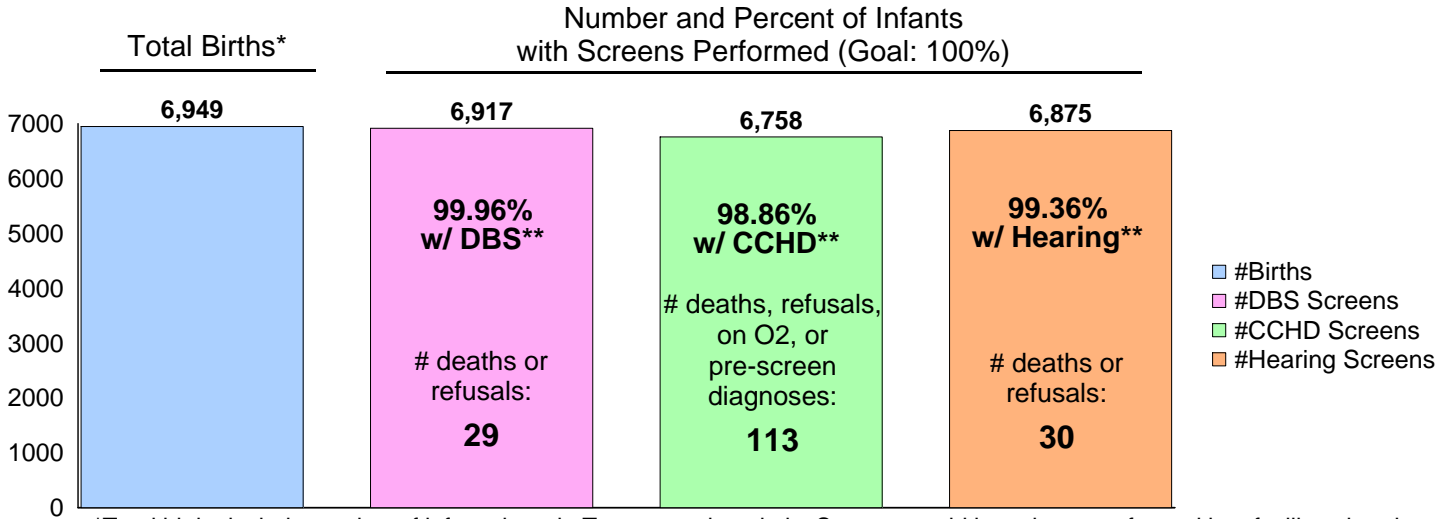


# Tennessee Newborn Screening Program Report for STATE OF TENNESSEE (Hospitals Only)

Tennessee State Law (TCA 68-5-401) **requires** that all infants born in the State of Tennessee receive screening for certain conditions using a dried blood spot (DBS) screen, for critical congenital heart disease (CCHD) using pulse oximetry and for congenital hearing loss via hearing screening. Contact us with any questions: 615-532-8462.

## Screens Performed for Date of BIRTH Range: 1/1/2017 - 1/31/2017



\*Total births include number of infants born in Tennessee hospitals. Screens could have been performed in a facility other than the birth hospital.

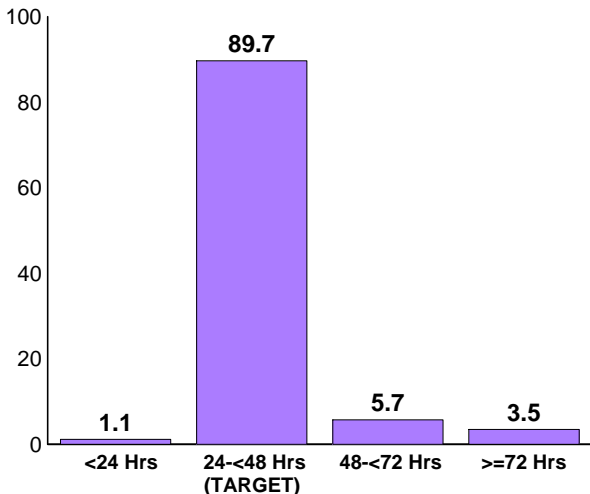
\*\*Excludes births without a screen due to death within two days of birth, refusal, on O2, echoed, or pre-screen diagnosis.

## Unsatisfactory Specimen Rate for Date of RECEIPT Range: 1/1/2017 - 1/31/2017

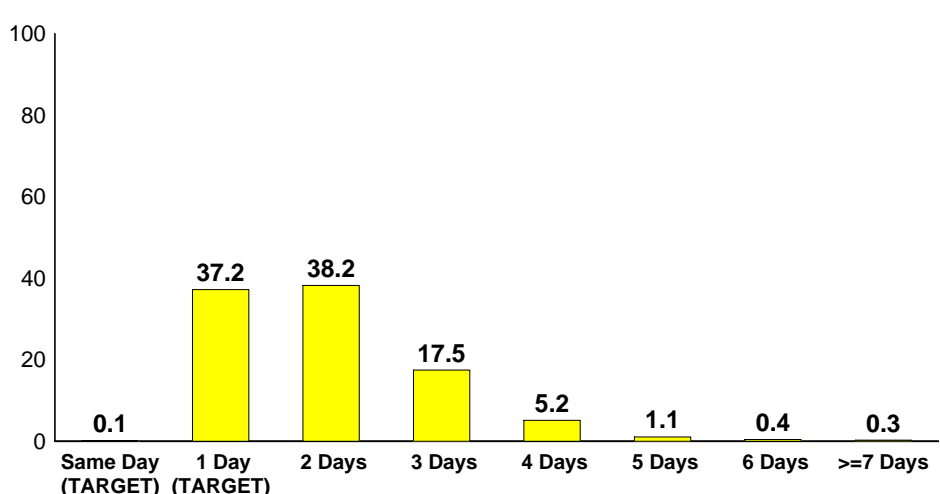
The unsatisfactory specimen rate of the DBS submitted for the State (hospitals only): 2.59% (Goal <1%)

## Age at Collection and Transit Time Rates for Date of COLLECTION Range: 1/1/2017 - 1/31/2017

Age at Initial DBS Collection (%)  
Target: Collected between 24-48 hrs of age\*



Transit Time from DBS Collection to the State Lab (%)  
(Initial and Repeats)  
Target: Arrive in lab <2 days from collection\*



Age at collection and transit time data are for specimens collected by hospitals. For transit time: Same Day means specimen arrived the same day as collection, 1 Day means specimen arrived one day after collection, 2 Days means specimen arrived 2 days after collection etc.

# Tennessee Department of Health Newborn Screening Program

Performance Data by Facility  
1/1/2017 - 1/31/2017

Name of Birthing or Submitting Facility	Number of Births*	Critical Congenital Heart Disease (CCHD) Screen (Target 100%)*	CCHD Screen Excluding Deaths, Refusals, Echoed, On O2 and Pre-screen Diagnosis	Hearing Screen (Target 100%)*	Hearing Screen Excluding Deaths and Refusals	Dried Blood Spot (DBS) Screen (Target 100%)*	DBS Screen Excluding Deaths and Refusals	Unsatisfactory DBS Specimen (Target <1%)**	DBS Collected 24-48hrs of Age (Target 100%)+	DBS Transit Time <2 Days from Collection (Target 100%)++
All Tennessee Hospitals	6,903	95.2%	97.2%	98.0%	98.3%	99.5%	99.9%	2.61%	89.7%	37.3%
Athens Regional Medical Center	46	89.1%	91.1%	95.7%	95.7%	100.0%	100.0%	5.26%	76.9%	46.5%
Baby + Co Nashville	19	94.7%	94.7%	78.9%	78.9%	100.0%	100.0%	0.00%	100.0%	68.8%
Baptist Mem Hosp-Union City	26	100.0%	100.0%	100.0%	100.0%	100.0%	100.0%	10.00%	96.0%	85.2%
Baptist Memorial Hosp Memphis	465	95.5%	97.4%	97.4%	97.6%	99.6%	99.8%	1.43%	98.1%	23.6%
Baptist Memorial Hospital-Tipton	40	97.5%	97.5%	100.0%	100.0%	100.0%	100.0%	7.50%	100.0%	62.5%
Blanchfield Army Community Hospital	115	98.3%	98.3%	100.0%	100.0%	100.0%	100.0%	0.88%	94.3%	0.0%
Blount Memorial Hospital	70	94.3%	94.3%	98.6%	98.6%	100.0%	100.0%	0.00%	100.0%	9.4%
Centennial Medical Center	291	90.0%	93.2%	97.3%	97.3%	100.0%	100.0%	3.80%	50.9%	67.6%
Cookeville Regional Medical	103	98.1%	100.0%	99.0%	100.0%	99.0%	100.0%	3.81%	98.1%	52.3%
Crockett Hospital	1	100.0%	100.0%	100.0%	100.0%	100.0%	100.0%	7.69%	97.3%	9.3%
Cumberland Medical Center	42	100.0%	100.0%	100.0%	100.0%	100.0%	100.0%	2.56%	100.0%	16.3%
Dyersburg Regional Medical Center	42	90.5%	92.7%	92.9%	92.9%	95.2%	95.2%	0.00%	88.9%	73.0%
East Tennessee Children's Hospital	1	100.0%	100.0%	100.0%	100.0%	100.0%	100.0%	0.00%	10.0%	45.8%
Erlanger East Women's Services	224	98.7%	99.1%	100.0%	100.0%	100.0%	100.0%	5.22%	89.3%	44.5%
Erlanger Medical Center	231	89.2%	93.6%	95.7%	96.5%	98.7%	100.0%	2.81%	96.7%	39.8%
Franklin Woods Community Hospital	99	98.0%	98.0%	100.0%	100.0%	100.0%	100.0%	2.11%	98.9%	21.1%
Ft Sanders Regional Med Ctr	211	96.2%	96.7%	97.2%	97.6%	99.5%	100.0%	0.50%	99.0%	18.2%
Hardin Co General Hospital	26	100.0%	100.0%	100.0%	100.0%	100.0%	100.0%	18.52%	82.6%	56.0%
Hendersonville Medical Center	94	97.9%	97.9%	100.0%	100.0%	100.0%	100.0%	1.01%	86.0%	72.3%
Henry County Medical Center	22	100.0%	100.0%	95.5%	95.5%	100.0%	100.0%	14.81%	100.0%	40.0%
Hillside Hospital	10	90.0%	100.0%	100.0%	100.0%	100.0%	100.0%	0.00%	100.0%	33.3%
Horizon Medical Center	42	97.6%	97.6%	97.6%	100.0%	100.0%	100.0%	6.52%	88.4%	67.4%
Indian Path Medical Center	76	96.1%	97.3%	100.0%	100.0%	100.0%	100.0%	3.90%	98.6%	28.0%
Infinity Birthing Center	4	75.0%	75.0%	100.0%	100.0%	100.0%	100.0%	50.00%	66.7%	33.3%
Jackson-Madison Co Gen Hosp	255	98.0%	99.2%	98.4%	98.4%	100.0%	100.0%	2.80%	85.3%	19.0%
Jellico Community Hospital	11	100.0%	100.0%	100.0%	100.0%	100.0%	100.0%	0.00%	88.9%	20.0%
Johnson City Medical Center	106	88.7%	96.9%	95.3%	95.3%	99.1%	99.1%	0.00%	100.0%	3.7%
Johnson City Medical Center-NICU	--	--	--	--	--	--	--	3.57%	78.9%	8.2%
Laughlin Memorial Hospital	16	100.0%	100.0%	100.0%	100.0%	100.0%	100.0%	0.00%	100.0%	40.0%
LeBonheur Children's Hospital	1	0.0%	0.0%	0.0%	0.0%	100.0%	100.0%	18.60%	47.4%	11.5%
LeConte Medical Center	80	92.5%	92.5%	100.0%	100.0%	100.0%	100.0%	6.25%	89.2%	50.6%
Lincoln Medical Center	23	100.0%	100.0%	87.0%	90.9%	100.0%	100.0%	4.17%	95.5%	54.2%

\*Reported by birthing facility based on date of BIRTH. Screens could have been performed in a facility other than the birth hospital.

\*\*Reported by submitting facility based on date of RECEIPT of the specimen submitted. Excluded specimens collected < 24 hours of age.

+Reported by submitting facility based on date of COLLECTION of the 1st specimen submitted for an infant. Excluded records missing information on age at collection.

++Reported by submitting facility based on date of COLLECTION. Included initial specimen and repeats. Excluded records missing information on transit time.

-- No births reported. Vanderbilt NICU births were listed under Vanderbilt University Medical Center, Johnson City Medical Center NICU births were listed under Johnson City Medical Center. East Tennessee Children's Hospital and LeBonheur Children's Hospital are not birthing hospitals, therefore, no births were reported.

^ No specimens collected.

# Tennessee Department of Health Newborn Screening Program

Performance Data by Facility  
1/1/2017 - 1/31/2017

Name of Birthing or Submitting Facility	Number of Births*	Critical Congenital Heart Disease (CCHD) Screen (Target 100%)*	CCHD Screen Excluding Deaths, Refusals, Echoed, On O2 and Pre-screen Diagnosis	Hearing Screen (Target 100%)*	Hearing Screen Excluding Deaths and Refusals	Dried Blood Spot (DBS) Screen (Target 100%)*	DBS Screen Excluding Deaths and Refusals	Unsatisfactory DBS Specimen (Target <1%)**	DBS Collected 24-48hrs of Age (Target 100%)+	DBS Transit Time <2 Days from Collection (Target 100%)++
Lisa Ross Birth And Womens Center	1	100.0%	100.0%	0.0%	0.0%	100.0%	100.0%	0.00%	100.0%	0.0%
Livingston Regional Hospital	30	100.0%	100.0%	96.7%	100.0%	96.7%	100.0%	7.14%	92.6%	46.4%
Maury Regional Hospital	138	96.4%	98.5%	99.3%	99.3%	99.3%	99.3%	4.48%	88.5%	56.8%
McKenzie Regional Hospital	33	93.9%	96.9%	97.0%	97.0%	97.0%	100.0%	0.00%	93.3%	70.0%
Methodist Healthcare-Germantown	386	97.4%	99.5%	97.4%	97.9%	99.2%	100.0%	0.00%	95.0%	7.2%
Methodist Hospital-South	52	94.2%	94.2%	98.1%	98.1%	98.1%	98.1%	1.96%	94.0%	28.0%
Methodist Med Ctr Oak Ridge	45	97.8%	100.0%	100.0%	100.0%	100.0%	100.0%	6.12%	79.1%	6.7%
Metro Nashville General Hosp	30	100.0%	100.0%	90.0%	90.0%	100.0%	100.0%	0.00%	63.3%	73.3%
Morristown-Hamblen Healthcare	70	98.6%	98.6%	98.6%	98.6%	100.0%	100.0%	1.52%	100.0%	77.4%
Newport Medical Center	10	90.0%	100.0%	100.0%	100.0%	100.0%	100.0%	0.00%	100.0%	30.0%
Northcrest Medical Center	43	90.7%	100.0%	95.3%	97.6%	100.0%	100.0%	5.26%	81.4%	14.0%
Park Ridge East Hospital	166	97.0%	97.6%	100.0%	100.0%	100.0%	100.0%	2.04%	85.1%	23.3%
Parkwest Medical Center	123	98.4%	98.4%	99.2%	99.2%	100.0%	100.0%	0.83%	94.8%	68.1%
Regional Hospital Of Jackson	25	100.0%	100.0%	100.0%	100.0%	100.0%	100.0%	7.69%	100.0%	70.4%
Regional Med Ctr At Memphis	334	95.8%	98.5%	94.3%	95.5%	98.2%	99.7%	2.90%	84.5%	2.0%
River Park Hospital	2	100.0%	100.0%	100.0%	100.0%	100.0%	100.0%	0.00%	100.0%	68.8%
Riverview Regional Medical Center	6	100.0%	100.0%	100.0%	100.0%	100.0%	100.0%	0.00%	66.7%	16.7%
Saint Thomas Rutherford Hospital	214	95.3%	97.1%	99.1%	99.5%	100.0%	100.0%	0.00%	85.7%	54.8%
Southern Tn Medical Center	55	96.4%	96.4%	98.2%	98.2%	100.0%	100.0%	5.66%	96.1%	44.6%
St Francis Hospital	121	95.9%	99.1%	96.7%	98.3%	97.5%	99.2%	1.71%	96.6%	51.3%
St Francis Hospital - Bartlett	34	100.0%	100.0%	97.1%	97.1%	100.0%	100.0%	2.86%	84.4%	57.6%
St. Thomas Midtown	501	98.8%	99.2%	99.8%	100.0%	99.8%	100.0%	0.97%	93.9%	70.7%
Stonecrest Medical Center	90	93.3%	95.5%	100.0%	100.0%	100.0%	100.0%	0.00%	81.0%	36.3%
Summit Medical Center	110	98.2%	98.2%	100.0%	100.0%	100.0%	100.0%	2.65%	59.8%	60.6%
Sumner Regional Medical Center	57	96.5%	100.0%	100.0%	100.0%	100.0%	100.0%	3.33%	98.1%	18.5%
Sweetwater Hospital Assoc	16	93.8%	100.0%	100.0%	100.0%	100.0%	100.0%	6.25%	100.0%	62.5%
Takoma Regional Hospital	32	96.9%	100.0%	100.0%	100.0%	100.0%	100.0%	3.57%	96.6%	20.7%
Tennova Healthcare Harton-Tulahoma	58	96.6%	100.0%	98.3%	100.0%	98.3%	100.0%	1.67%	96.4%	28.1%
Tennova Healthcare-Clarksville	132	94.7%	96.2%	97.7%	97.7%	100.0%	100.0%	3.11%	90.3%	36.4%
Tennova Healthcare-Cleveland	83	96.4%	97.6%	98.8%	100.0%	98.8%	100.0%	3.57%	91.4%	54.9%
Tennova Healthcare-Lebanon	1	100.0%	100.0%	100.0%	100.0%	100.0%	100.0%	2.17%	95.8%	43.8%
Tennova Physicians Regional Medical Center	125	97.6%	98.4%	99.2%	99.2%	100.0%	100.0%	4.88%	100.0%	43.7%

\*Reported by birthing facility based on date of BIRTH. Screens could have been performed in a facility other than the birth hospital.

\*\*Reported by submitting facility based on date of RECEIPT of the specimen submitted. Excluded specimens collected < 24 hours of age.

+Reported by submitting facility based on date of COLLECTION of the 1st specimen submitted for an infant. Excluded records missing information on age at collection.

++Reported by submitting facility based on date of COLLECTION. Included initial specimen and repeats. Excluded records missing information on transit time.

-- No births reported. Vanderbilt NICU births were listed under Vanderbilt University Medical Center, Johnson City Medical Center NICU births were listed under Johnson City Medical Center. East Tennessee Children's Hospital and LeBonheur Children's Hospital are not birthing hospitals, therefore, no births were reported.

^ No specimens collected.

# Tennessee Department of Health Newborn Screening Program

Performance Data by Facility  
1/1/2017 - 1/31/2017

Name of Birthing or Submitting Facility	Number of Births*	Critical Congenital Heart Disease (CCHD) Screen (Target 100%)*	CCHD Screen Excluding Deaths, Refusals, Echoed, On O2 and Pre-screen Diagnosis	Hearing Screen (Target 100%)*	Hearing Screen Excluding Deaths and Refusals	Dried Blood Spot (DBS) Screen (Target 100%)*	DBS Screen Excluding Deaths and Refusals	Unsatisfactory DBS Specimen (Target <1%)**	DBS Collected 24-48hrs of Age (Target 100%)+	DBS Transit Time <2 Days from Collection (Target 100%)++
Tennova Turkey Creek Medical Center	41	95.1%	95.1%	100.0%	100.0%	100.0%	100.0%	12.82%	91.2%	21.6%
The Farm Midwifery Center	1	100.0%	100.0%	0.0%	--	100.0%	100.0%	0.00%	100.0%	0.0%
U T Memorial Hospital	250	83.2%	83.9%	98.8%	99.2%	99.6%	100.0%	2.58%	90.0%	0.0%
Vanderbilt University Hospital-NICU	--	--	--	--	--	--	--	0.00%	85.5%	63.9%
Vanderbilt University Medical Center	378	89.9%	98.3%	97.4%	97.9%	99.2%	100.0%	0.33%	98.7%	48.4%
Volunteer Community Hospital	21	95.2%	95.2%	95.2%	95.2%	100.0%	100.0%	8.70%	95.8%	64.0%
Wellmont Bristol Regional Med	68	95.6%	98.5%	98.5%	98.5%	100.0%	100.0%	15.25%	55.2%	59.0%
Wellmont Holston Valley Hosp	68	86.8%	95.2%	94.1%	94.1%	100.0%	100.0%	1.35%	100.0%	24.7%
Williamson Medical Center	160	100.0%	100.0%	98.1%	98.1%	100.0%	100.0%	0.60%	93.8%	29.6%
Womens Wellness & Maternity	--	--	--	--	--	--	--	0.00%	^	^

\*Reported by birthing facility based on date of BIRTH. Screens could have been performed in a facility other than the birth hospital.

\*\*Reported by submitting facility based on date of RECEIPT of the specimen submitted. Excluded specimens collected < 24 hours of age.

+Reported by submitting facility based on date of COLLECTION of the 1st specimen submitted for an infant. Excluded records missing information on age at collection.

++Reported by submitting facility based on date of COLLECTION. Included initial specimen and repeats. Excluded records missing information on transit time.

-- No births reported. Vanderbilt NICU births were listed under Vanderbilt University Medical Center, Johnson City Medical Center NICU births were listed under Johnson City Medical Center. East Tennessee Children's Hospital and LeBonheur Children's Hospital are not birthing hospitals, therefore, no births were reported.

^ No specimens collected.