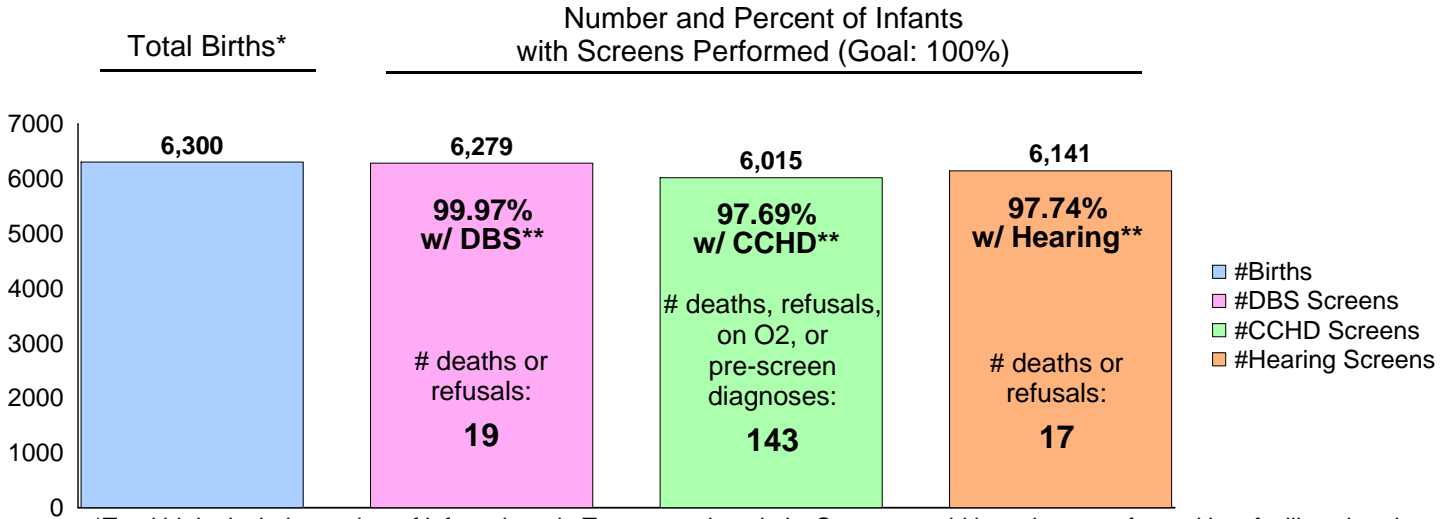


# Tennessee Newborn Screening Program Report for STATE OF TENNESSEE (Hospitals Only)

Tennessee State Law (TCA 68-5-401) **requires** that all infants born in the State of Tennessee receive screening for certain conditions using a dried blood spot (DBS) screen, for critical congenital heart disease (CCHD) using pulse oximetry and for congenital hearing loss via hearing screening. Contact us with any questions: 615-532-8462.

## Screens Performed for Date of BIRTH Range: 2/1/2017 - 2/28/2017



\*Total births include number of infants born in Tennessee hospitals. Screens could have been performed in a facility other than the birth hospital.

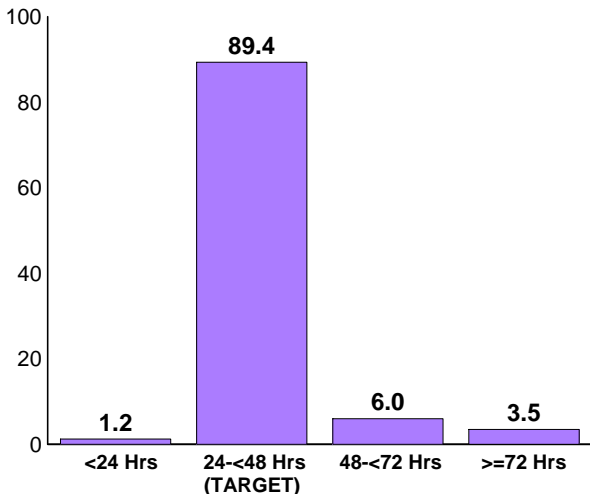
\*\*Excludes births without a screen due to death within two days of birth, refusal, on O2, echoed, or pre-screen diagnosis.

## Unsatisfactory Specimen Rate for Date of RECEIPT Range: 2/1/2017 - 2/28/2017

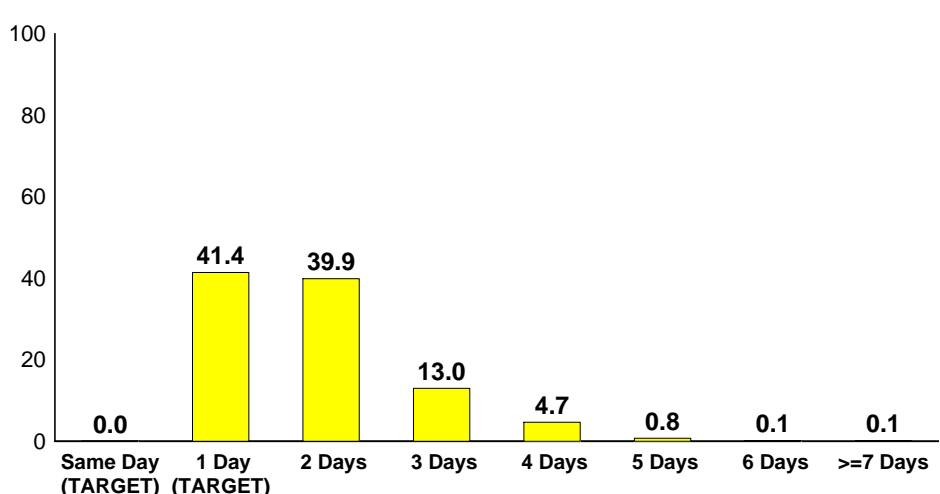
The unsatisfactory specimen rate of the DBS submitted for the State (hospitals only): 2.20% (Goal <1%)

## Age at Collection and Transit Time Rates for Date of COLLECTION Range: 2/1/2017 - 2/28/2017

Age at Initial DBS Collection (%)  
Target: Collected between 24-48 hrs of age\*



Transit Time from DBS Collection to the State Lab (%)  
(Initial and Repeats)  
Target: Arrive in lab <2 days from collection\*



Age at collection and transit time data are for specimens collected by hospitals. For transit time: Same Day means specimen arrived the same day as collection, 1 Day means specimen arrived one day after collection, 2 Days means specimen arrived 2 days after collection etc.

# Tennessee Department of Health Newborn Screening Program

Performance Data by Facility  
2/1/2017 - 2/28/2017

Name of Birthing or Submitting Facility	Number of Births*	Critical Congenital Heart Disease (CCHD) Screen (Target 100%)*	CCHD Screen Excluding Deaths, Refusals, Echoed, On O2 and Pre-screen Diagnosis	Hearing Screen (Target 100%)*	Hearing Screen Excluding Deaths and Refusals	Dried Blood Spot (DBS) Screen (Target 100%)*	DBS Screen Excluding Deaths and Refusals	Unsatisfactory DBS Specimen (Target <1%)**	DBS Collected 24-48hrs of Age (Target 100%)+	DBS Transit Time <2 Days from Collection (Target 100%)++
All Tennessee Hospitals	6,300	95.5%	97.7%	97.5%	97.7%	99.7%	100.0%	2.20%	89.4%	41.4%
Athens Regional Medical Center	48	93.8%	97.8%	100.0%	100.0%	100.0%	100.0%	0.00%	77.1%	42.9%
Baby + Co Knoxville	9	100.0%	100.0%	88.9%	88.9%	100.0%	100.0%	0.00%	33.3%	11.1%
Baby + Co Nashville	20	100.0%	100.0%	85.0%	85.0%	100.0%	100.0%	5.26%	100.0%	78.9%
Baptist Mem Hosp-Union City	26	92.3%	92.3%	96.2%	96.2%	100.0%	100.0%	0.00%	100.0%	76.0%
Baptist Memorial Hosp Memphis	411	95.4%	98.2%	94.2%	94.4%	99.8%	100.0%	1.91%	97.6%	24.2%
Baptist Memorial Hospital-Tipton	41	92.7%	97.4%	100.0%	100.0%	100.0%	100.0%	2.50%	100.0%	82.5%
Blanchfield Army Community Hospital	125	97.6%	98.4%	100.0%	100.0%	100.0%	100.0%	0.00%	86.0%	14.3%
Blount Memorial Hospital	59	96.6%	98.3%	100.0%	100.0%	100.0%	100.0%	0.00%	95.2%	18.8%
Centennial Medical Center	255	92.9%	96.3%	97.6%	98.0%	99.6%	100.0%	2.86%	54.2%	77.1%
Cookeville Regional Medical	123	98.4%	100.0%	99.2%	100.0%	99.2%	100.0%	4.20%	98.3%	36.9%
Crockett Hospital	1	100.0%	100.0%	100.0%	100.0%	100.0%	100.0%	13.33%	95.8%	12.0%
Cumberland Medical Center	43	100.0%	100.0%	100.0%	100.0%	100.0%	100.0%	0.00%	97.7%	26.7%
Dyersburg Regional Medical Center	44	90.9%	93.0%	95.5%	95.5%	100.0%	100.0%	2.27%	77.8%	73.3%
East Tennessee Children's Hospital	--	--	--	--	--	--	--	3.45%	5.4%	26.4%
Erlanger East Women's Services	182	98.9%	98.9%	98.9%	98.9%	100.0%	100.0%	5.49%	86.4%	57.3%
Erlanger Medical Center	249	92.8%	95.9%	96.8%	97.6%	99.2%	100.0%	4.21%	93.1%	28.7%
Franklin Woods Community Hospital	80	97.5%	98.7%	100.0%	100.0%	100.0%	100.0%	0.00%	96.4%	32.6%
Ft Sanders Regional Med Ctr	178	94.9%	95.5%	96.6%	96.6%	99.4%	100.0%	2.98%	98.8%	17.7%
Hardin Co General Hospital	29	100.0%	100.0%	100.0%	100.0%	100.0%	100.0%	3.23%	96.4%	60.0%
Hendersonville Medical Center	76	98.7%	100.0%	100.0%	100.0%	100.0%	100.0%	1.32%	82.4%	74.7%
Henry County Medical Center	30	96.7%	100.0%	100.0%	100.0%	100.0%	100.0%	9.38%	90.0%	73.3%
Hillside Hospital	7	85.7%	85.7%	100.0%	100.0%	100.0%	100.0%	10.00%	100.0%	90.0%
Horizon Medical Center	33	97.0%	97.0%	100.0%	100.0%	100.0%	100.0%	3.70%	86.7%	45.2%
Indian Path Medical Center	72	97.2%	98.6%	98.6%	98.6%	98.6%	100.0%	4.76%	100.0%	47.1%
Infinity Birthing Center	9	88.9%	88.9%	66.7%	66.7%	100.0%	100.0%	0.00%	100.0%	11.1%
Jackson-Madison Co Gen Hosp	240	95.4%	97.4%	95.4%	96.6%	99.6%	100.0%	0.89%	85.3%	24.6%
Jellico Community Hospital	12	100.0%	100.0%	100.0%	100.0%	100.0%	100.0%	0.00%	100.0%	46.2%
Johnson City Medical Center	102	92.2%	97.9%	95.1%	95.1%	97.1%	100.0%	0.00%	98.7%	11.4%
Johnson City Medical Center-NICU	--	--	--	--	--	--	--	2.22%	60.7%	0.0%
Laughlin Memorial Hospital	13	92.3%	100.0%	100.0%	100.0%	100.0%	100.0%	0.00%	100.0%	50.0%
LeBonheur Children's Hospital	2	100.0%	100.0%	100.0%	100.0%	100.0%	100.0%	5.71%	50.0%	10.3%
LeConte Medical Center	79	98.7%	98.7%	100.0%	100.0%	100.0%	100.0%	3.53%	93.8%	72.6%

\*Reported by birthing facility based on date of BIRTH. Screens could have been performed in a facility other than the birth hospital.

\*\*Reported by submitting facility based on date of RECEIPT of the specimen submitted. Excluded specimens collected < 24 hours of age.

+Reported by submitting facility based on date of COLLECTION of the 1st specimen submitted for an infant. Excluded records missing information on age at collection.

++Reported by submitting facility based on date of COLLECTION. Included initial specimen and repeats. Excluded records missing information on transit time.

-- No births reported. Vanderbilt NICU births were listed under Vanderbilt University Medical Center, Johnson City Medical Center NICU births were listed under Johnson City Medical Center. East Tennessee Children's Hospital and LeBonheur Children's Hospital are not birthing hospitals, therefore, no births were reported.

^ No specimens collected.

# Tennessee Department of Health Newborn Screening Program

Performance Data by Facility  
2/1/2017 - 2/28/2017

Name of Birthing or Submitting Facility	Number of Births*	Critical Congenital Heart Disease (CCHD) Screen (Target 100%)*	CCHD Screen Excluding Deaths, Refusals, Echoed, On O2 and Pre-screen Diagnosis	Hearing Screen (Target 100%)*	Hearing Screen Excluding Deaths and Refusals	Dried Blood Spot (DBS) Screen (Target 100%)*	DBS Screen Excluding Deaths and Refusals	Unsatisfactory DBS Specimen (Target <1%)**	DBS Collected 24-48hrs of Age (Target 100%)+	DBS Transit Time <2 Days from Collection (Target 100%)++
Lincoln Medical Center	15	100.0%	100.0%	100.0%	100.0%	100.0%	100.0%	7.14%	100.0%	57.1%
Livingston Regional Hospital	31	100.0%	100.0%	96.8%	100.0%	100.0%	100.0%	9.38%	93.8%	48.5%
Maury Regional Hospital	111	98.2%	99.1%	100.0%	100.0%	100.0%	100.0%	1.65%	89.7%	55.8%
McKenzie Regional Hospital	28	100.0%	100.0%	100.0%	100.0%	100.0%	100.0%	6.90%	96.6%	37.9%
Methodist Healthcare-Germantown	348	97.1%	99.1%	97.4%	97.7%	99.7%	100.0%	0.00%	92.8%	12.9%
Methodist Hospital-South	51	100.0%	100.0%	94.1%	94.1%	100.0%	100.0%	2.17%	100.0%	26.5%
Methodist Med Ctr Oak Ridge	39	97.4%	97.4%	100.0%	100.0%	100.0%	100.0%	0.00%	85.7%	11.4%
Metro Nashville General Hosp	36	77.8%	80.0%	100.0%	100.0%	100.0%	100.0%	0.00%	73.5%	88.9%
Morristown-Hamblen Healthcare	71	97.2%	97.2%	98.6%	98.6%	100.0%	100.0%	0.00%	100.0%	80.0%
Newport Medical Center	13	100.0%	100.0%	100.0%	100.0%	100.0%	100.0%	0.00%	100.0%	15.4%
Northcrest Medical Center	37	94.6%	97.2%	100.0%	100.0%	100.0%	100.0%	3.13%	91.2%	17.1%
Other Non-Birthing Hospitals	3	100.0%	100.0%	100.0%	100.0%	100.0%	100.0%	^	^	^
Park Ridge East Hospital	179	92.7%	95.4%	98.3%	98.3%	100.0%	100.0%	1.06%	87.4%	22.9%
Parkwest Medical Center	120	99.2%	100.0%	99.2%	99.2%	100.0%	100.0%	0.90%	95.4%	73.4%
Regional Hospital Of Jackson	29	93.1%	96.4%	100.0%	100.0%	100.0%	100.0%	6.90%	92.3%	67.9%
Regional Med Ctr At Memphis	269	91.8%	93.6%	94.4%	94.8%	99.6%	99.6%	1.35%	86.8%	11.9%
River Park Hospital	1	100.0%	100.0%	100.0%	100.0%	100.0%	100.0%	8.33%	100.0%	64.0%
Riverview Regional Medical Center	6	100.0%	100.0%	100.0%	100.0%	100.0%	100.0%	16.67%	100.0%	40.0%
Saint Thomas Rutherford Hospital	249	97.6%	99.2%	99.2%	99.2%	100.0%	100.0%	0.83%	93.0%	68.5%
Southern Tn Medical Center	42	90.5%	90.5%	100.0%	100.0%	100.0%	100.0%	6.00%	97.6%	47.8%
St Francis Hospital	93	100.0%	100.0%	100.0%	100.0%	100.0%	100.0%	3.13%	100.0%	53.8%
St Francis Hospital - Bartlett	25	100.0%	100.0%	100.0%	100.0%	100.0%	100.0%	0.00%	96.3%	59.3%
St. Thomas Midtown	481	97.5%	98.9%	97.3%	97.9%	99.2%	100.0%	1.25%	89.7%	73.2%
Stonecrest Medical Center	85	98.8%	100.0%	100.0%	100.0%	100.0%	100.0%	3.37%	68.2%	58.0%
Summit Medical Center	80	97.5%	97.5%	100.0%	100.0%	100.0%	100.0%	2.35%	65.1%	61.4%
Sumner Regional Medical Center	63	98.4%	100.0%	90.5%	90.5%	100.0%	100.0%	1.67%	98.4%	27.4%
Sweetwater Hospital Assoc	17	100.0%	100.0%	58.8%	58.8%	100.0%	100.0%	0.00%	93.8%	52.9%
Takoma Regional Hospital	22	100.0%	100.0%	100.0%	100.0%	100.0%	100.0%	0.00%	100.0%	40.9%
Tennova Healthcare Harton-Tullahoma	49	95.9%	97.9%	98.0%	98.0%	100.0%	100.0%	2.08%	94.1%	47.1%
Tennova Healthcare-Clarksville	1	100.0%	100.0%	100.0%	100.0%	100.0%	100.0%	0.61%	90.4%	32.9%
Tennova Healthcare-Cleveland	64	98.4%	100.0%	98.4%	98.4%	100.0%	100.0%	1.49%	93.8%	66.2%
Tennova Healthcare-Lebanon	1	100.0%	100.0%	100.0%	100.0%	100.0%	100.0%	4.65%	100.0%	51.2%

\*Reported by birthing facility based on date of BIRTH. Screens could have been performed in a facility other than the birth hospital.

\*\*Reported by submitting facility based on date of RECEIPT of the specimen submitted. Excluded specimens collected < 24 hours of age.

+Reported by submitting facility based on date of COLLECTION of the 1st specimen submitted for an infant. Excluded records missing information on age at collection.

++Reported by submitting facility based on date of COLLECTION. Included initial specimen and repeats. Excluded records missing information on transit time.

-- No births reported. Vanderbilt NICU births were listed under Vanderbilt University Medical Center, Johnson City Medical Center NICU births were listed under Johnson City Medical Center. East Tennessee Children's Hospital and LeBonheur Children's Hospital are not birthing hospitals, therefore, no births were reported.

^ No specimens collected.

# Tennessee Department of Health Newborn Screening Program

Performance Data by Facility  
2/1/2017 - 2/28/2017

Name of Birthing or Submitting Facility	Number of Births*	Critical Congenital Heart Disease (CCHD) Screen (Target 100%)*	CCHD Screen Excluding Deaths, Refusals, Echoed, On O2 and Pre-screen Diagnosis	Hearing Screen (Target 100%)*	Hearing Screen Excluding Deaths and Refusals	Dried Blood Spot (DBS) Screen (Target 100%)*	DBS Screen Excluding Deaths and Refusals	Unsatisfactory DBS Specimen (Target <1%)**	DBS Collected 24-48hrs of Age (Target 100%)+	DBS Transit Time <2 Days from Collection (Target 100%)++
Tennova Physicians Regional Medical Center	142	97.2%	98.6%	100.0%	100.0%	100.0%	100.0%	1.46%	99.3%	42.4%
Tennova Turkey Creek Medical Center	39	100.0%	100.0%	97.4%	100.0%	100.0%	100.0%	2.50%	83.3%	16.7%
The Farm Midwifery Center	2	100.0%	100.0%	50.0%	50.0%	100.0%	100.0%	0.00%	0.0%	0.0%
U T Memorial Hospital	224	91.5%	92.3%	98.2%	98.2%	100.0%	100.0%	7.42%	83.8%	0.0%
Vanderbilt University Hospital-NICU	--	--	--	--	--	--	--	1.67%	89.5%	66.9%
Vanderbilt University Medical Center	366	88.8%	98.5%	97.0%	97.5%	99.2%	100.0%	0.32%	99.4%	54.1%
Volunteer Community Hospital	31	93.5%	96.7%	100.0%	100.0%	100.0%	100.0%	0.00%	96.8%	74.2%
Wellmont Bristol Regional Med	58	98.3%	98.3%	98.3%	98.3%	98.3%	98.3%	1.79%	65.6%	58.1%
Wellmont Holston Valley Hosp	57	80.7%	97.9%	94.7%	94.7%	100.0%	100.0%	3.57%	98.2%	24.1%
Williamson Medical Center	122	100.0%	100.0%	99.2%	99.2%	100.0%	100.0%	0.00%	89.8%	30.8%
Womens Wellness & Maternity	2	100.0%	100.0%	100.0%	100.0%	100.0%	100.0%	0.00%	50.0%	0.0%

\*Reported by birthing facility based on date of BIRTH. Screens could have been performed in a facility other than the birth hospital.

\*\*Reported by submitting facility based on date of RECEIPT of the specimen submitted. Excluded specimens collected < 24 hours of age.

+Reported by submitting facility based on date of COLLECTION of the 1st specimen submitted for an infant. Excluded records missing information on age at collection.

++Reported by submitting facility based on date of COLLECTION. Included initial specimen and repeats. Excluded records missing information on transit time.

-- No births reported. Vanderbilt NICU births were listed under Vanderbilt University Medical Center, Johnson City Medical Center NICU births were listed under Johnson City Medical Center. East Tennessee Children's Hospital and LeBonheur Children's Hospital are not birthing hospitals, therefore, no births were reported.

^ No specimens collected.