



STATE OF TENNESSEE
DEPARTMENT OF HEALTH

MEMORANDUM

To: Users of Hospital Summary Report for 2014
From: Lonnie Matthews
Health Facilities
Date: September 26, 2015
Re: Hospital Data for 2014

Enclosed are the summary reports of hospital data for 2014. The data contained in the reports were obtained from the 2014 **Joint Annual Report of Hospitals** (JAR-H). In 2014, 168 of the 172 hospitals that were licensed in Tennessee completed and returned Joint Annual Reports with a full year of data. One hospital reported data for less than a year and four hospitals did not report data, all five are not included in these summary reports.

Attachments include a brief narrative description of each report, a comprehensive glossary of terms used in these reports, changes in existing hospitals, and a listing of the hospitals. The glossary should be helpful in understanding the data presented. If any definition is not clear, please contact Health Facilities. We desire to make the data both understandable and useful.

Not all of the data reported on the 2014 JAR-H are included in these summary reports. If a data item of interest is not in the enclosed printout, please contact our office for access to the individual hospitals' full joint annual reports.

The primary geographic categories used in the printout are Total State, Health Department Regions (HDR), and county within Health Department Region. There are 14 HDRs in Tennessee. Attachment C lists the counties in each HDR, and the Hospital Identification Sheet (Attachment E) lists the HDR code for each facility and county.

While an extensive effort has been made to insure that the data reported on the Joint Annual Reports and the resultant reports are complete and accurate, please consider the limitations of the data. We subject each JAR-H to standard editing procedures. Detected errors are corrected with information supplied by the hospital; nevertheless, other, less apparent errors may go undetected. If you find inaccurate or questionable data when using these reports, please alert this office so appropriate steps can be taken.

The hospitals are categorized according to three general types of facilities, which are defined in the glossary in Attachment B.

1. General hospitals, specialty hospitals, and medical centers.
2. Mental health institutes and mental health centers.
3. Other long-term care hospitals such as research facilities and rehabilitation hospitals.

The following caveats should be noted when interpreting these reports:

- A. All data are omitted on hospitals that were open and reported for a time period of less than one year.
- B. Some facilities are able to provide totals only, with no detailed breakdowns.
- C. Financial Data:
 - 1. Although the instructions dictate that all questions on finance be completed using the same accounting method required by the Centers for Medicare and Medicaid Services (CMS) described in the Provider Reimbursement Manual Part 1, accounting systems differ among hospitals so that data may not be strictly comparable.
 - 2. Data are included in total calculations for only those facilities reporting complete data.
- D. Utilization Data: Totals for the computed variables are based only on hospitals reporting all necessary components for the computations.
- E. Patient Origin Data: Hospitals generally report either admissions or discharges excluding newborns. Reports 2 and 2A present utilization counts by facility for all patients where as utilization counts in Report 3 consider the patient's county of residence.
- F. Reporting Period: All hospitals report data based on their fiscal year. Fiscal years of hospitals end June 30th, September 30th or December 31st.

Additional information regarding individual hospital reports may be obtained by contacting our staff at the address and telephone number provided on page one.

Attachment A: Description of Reports
Attachment B: Glossary
Attachment C: Tennessee Health Department Regions with Counties
Attachment D: Hospitals Opened, Closed and Name Changes
Attachment E: Hospital Identification Sheet
Attachment F: Summary Reports of Hospital Data for 2014

xc: Lori Ferranti, Assistant Commissioner
Division of Policy, Planning and Assessment

TABLE OF CONTENTS

PAGE

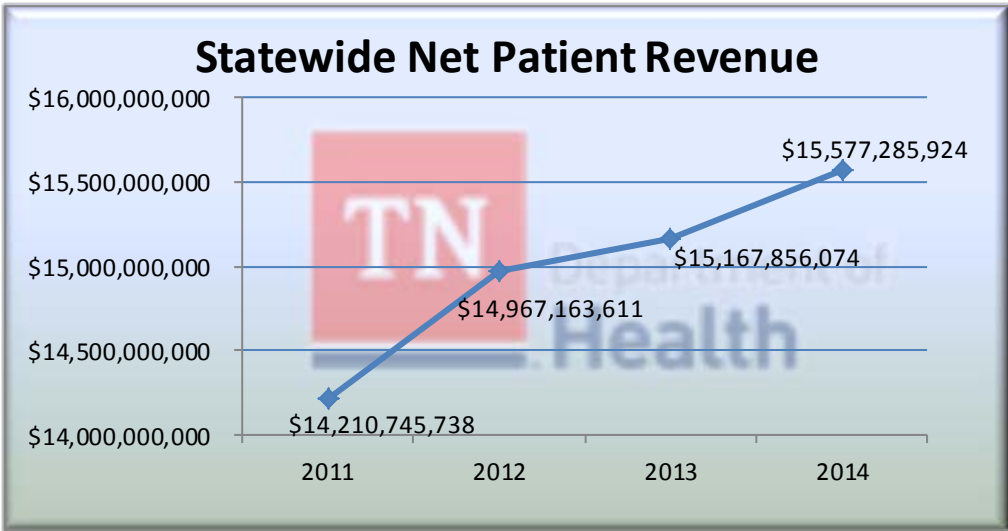
Executive Summary	Executive Summary Pages
<u>Attachments</u>	
Attachment A: Description of Reports	7
Attachment B: Glossary	10
Attachment C: Tennessee Health Department Regions with Counties	16
Attachment D: Hospitals Opened, Closed and Name Changes	17
Attachment E: Hospital Identification Sheet	18
Attachment F: Summary Reports of Hospital Data for 2014	22
<u>Hospital Summary Report</u>	
Reporting Status, Service Category, Ownership	Report 1, Page 1
Non-Reporting and Partial Reporting Facilities	Report 1A, Page 1
Addresses and Phone Numbers	Report 1B, Page 1-7
Utilization by Hospital Type and Region	Report 2, Page 1-2
Region Specific Utilization by Hospital Type	Report 2A, Page 1-15
Patient Origin Data	Report 3, Page 1-96
Financial Data	Report 4, Page 1-7
Adjustments to Gross Revenue by State, Region and County	Report 5, Page 1-4
Adjustments to Gross Revenue by Region and Facility	Report 5A, Page 1-9

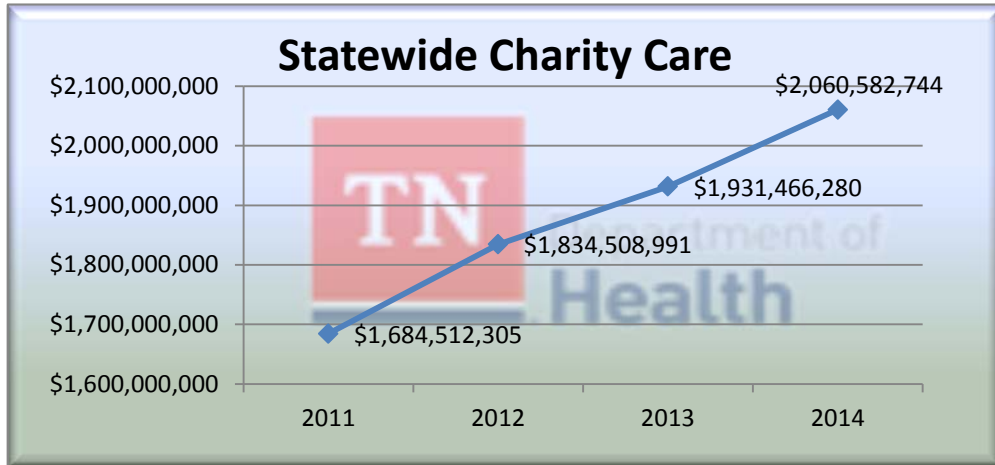
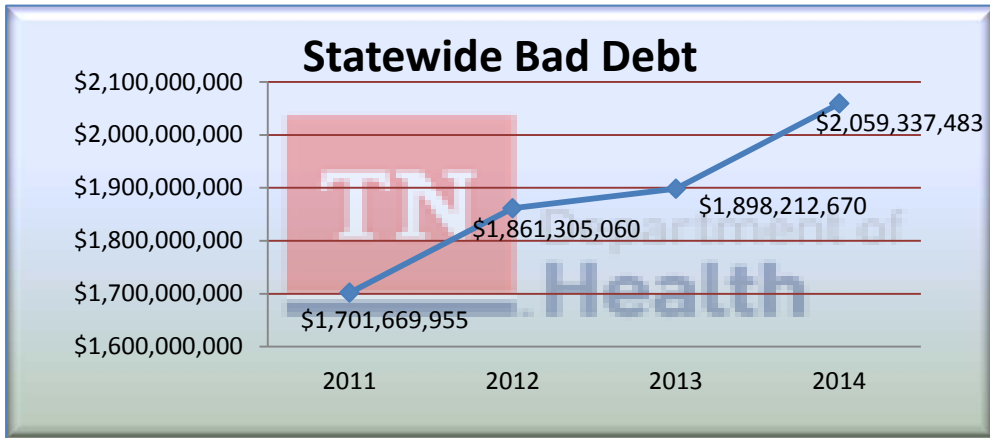
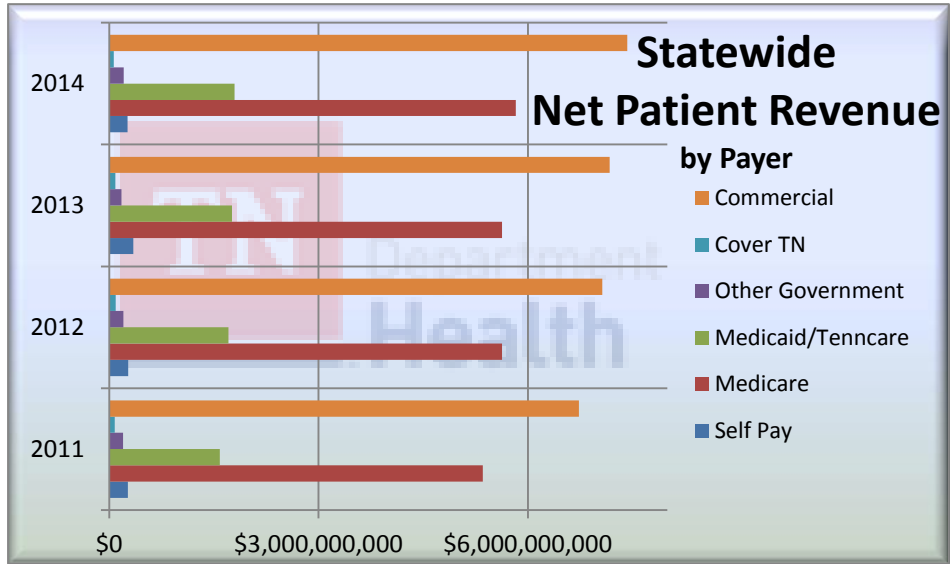
2014 Joint Annual Report of Hospitals Executive Summary

The 2014 Joint Annual Report of Hospitals (JAR-H) has been completed and a summary report produced per T.C.A §68-11-310. This summary report is compiled each year from the individual reports completed by the states licensed hospitals and submitted to the Department of Health's, Office of Health Statistics. The JAR-H summary is a detailed report containing individual hospital information such as hospital ownership, status, utilization, patient origin, and financial data. In 2014 reporting period, 165 of the 172 hospitals that were licensed in Tennessee completed and returned their Joint Annual Reports with the required full year of data. Limitations of this summary and its data include: 1) three hospitals reported data for less than a full year and four hospitals did not report data, which resulted in seven hospitals being excluded and 2) all data submitted were self-reported by the facilities and difficult to verify.

- Of the 165 reporting hospitals, 79 are For-Profit, 60 are Non-For-Profit, and 26 are Governmental.
- State wide, there were 24,649 total licensed beds which includes 22,100 General/Surgical Beds, 1,615 Mental Health beds, and 934 Long Term beds with occupancy rates of 47.2%, 68.7% and 63.4% respectively.
- There were 19,756 staffed beds state wide which includes 17,513 General/Surgical Beds, 1,422 Mental Health beds, and 821 Long Term beds with occupancy rates of 59.6%, 78% and 72.2% respectively.
- For the 2014 reporting period, Statewide Total Discharges or Admissions for General/Surgical hospitals were 769,836, with an Average Daily Census of 10,429 and Average length of stay of 4.9. In 2013, discharges or admissions were 779,810, with an average daily census of 10,524, while the average length of stay remained at 4.9.
- For the 2014 reporting period, the Total Gross Charges for all reporting hospitals were \$63,819,489,007, a 7.0% increase from the 2013 Total Gross Charges of \$59,622,889,926. Total Net Patient revenues were \$15,577,285,924 increasing 2.7% from \$15,167,856,074 in 2013.
- Adjustments to Revenue as a percentage of Gross Charges rose to 75.6% in 2014, from 74.5% in 2013.
- Both Charity Care and Bad Debt, as a percentage of Gross Charges, remained at 3.2% for 2013 and 2014.
- A complete listing of hospital names, phone numbers, and addresses by county is included in the report.
- A listing of patient origin data, admissions and discharges, by county of residence is included in the report.

Tennessee Hospital Financial Data		
Region	Gross Charges	Total Net Patient Revenue
Tennessee Totals	63,819,489,007	15,577,285,924
Northeast	3,301,400,661	678,007,123
East	3,362,542,647	771,209,121
Southeast	1,773,835,178	310,372,776
Upper Cumberland	1,564,715,638	490,057,678
Mid Cumberland	5,448,439,911	1,200,368,930
South Central	2,021,102,096	482,342,497
Northwest	1,256,410,522	233,308,410
Southwest	670,630,897	151,220,218
Memphis/Shelby	12,472,528,157	2,896,377,983
Nashville	15,261,737,287	4,006,559,853
Knoxville/Knox	6,883,664,146	1,787,348,328
Chattanooga/Hamilton	5,165,725,383	1,344,274,864
Jackson/Madison	2,165,062,637	593,431,552
Sullivan	2,471,693,847	632,406,186





REPORT 1
HOSPITALS LICENSED IN TENNESSEE,
BY REPORTING STATUS, SERVICE CATEGORY AND OWNERSHIP

This report provides a summary of the hospitals that were licensed in Tennessee for the year 2014 providing summary statistics by reporting status, service category and ownership types.

REPORT 1A
NON-REPORTING AND PARTIAL REPORTING FACILITIES

This report provides the list of facilities that were licensed in Tennessee for the year 2014, but (1) did not report any data, or (2) did not report data for a full year. It also explains that these facilities are not included in the reports or calculations of aggregates and averages.

REPORT 1B
ADDRESSES AND PHONE NUMBERS

This report provides a list of hospitals that were licensed in Tennessee for the year 2014 and provides each facility's address and telephone number.

REPORT 2
SELECTED UTILIZATION
BY HOSPITAL TYPE AND DEPARTMENT OF HEALTH REGIONS

The data presented in the report are categorized according to the three general types of facilities: General/Specialty, Mental Health and Other Long Term. Totals are presented for the State and for the Health Department Regions. The data in the report are submitted by the hospitals except for the following items that were calculated by the Division of Health Statistics staff: Staffed Bed Days Open, Staffed Bed Percent Occupancy, Licensed Bed Days Open, Licensed Beds Percent Occupancy, Average Length of Stay, and Average Daily Census. The glossary provides the formulae used to calculate these values. The values for computed variables are calculated only for those hospitals that report all of the components necessary for computation. The values for staffed and licensed occupancy rates in hospitals and for average daily census for mental health institutes and centers were not calculated when admissions/discharges and inpatient days were not supplied.

REPORT 2A
SELECTED UTILIZATION DATA BY TYPE OF HOSPITAL

The data presented in the report are categorized according to the three general types of facilities and are arranged by facility within county, within Health Department Region, and within the State as a whole. The data in the report are submitted by the hospitals except for the following items that were calculated by the Division of Health Statistics staff: Staffed Bed Days Open, Staffed Bed Percent Occupancy, Licensed Bed Days Open, Licensed Beds Percent Occupancy, Average Length of Stay, and Average Daily Census. The glossary provides the formulae used to calculate these values. The values for computed variables are calculated only for those hospitals that report all of the components necessary for computation. The values for staffed and licensed occupancy rates in hospitals and for average daily census for mental health institutes and centers were not calculated when admissions/discharges and patient days were not supplied.

REPORT 3
SHORT-TERM HOSPITALS LICENSED IN TENNESSEE
PATIENT ORIGIN DATA - ADMISSIONS OR DISCHARGES
ACCORDING TO COUNTY OF RESIDENCE BY LOCATION OF FACILITY

By examining this report, it is possible to determine what proportion of residents of each county obtained care in their county (if the county had a hospital), in surrounding counties, and in other counties in Tennessee. The data presented in the report describe the referral patterns (Patient Origin) for patients served by Tennessee short-term hospitals.

REPORT 3 (continued)
SHORT-TERM HOSPITALS LICENSED IN TENNESSEE
PATIENT ORIGIN DATA - ADMISSIONS OR DISCHARGES
ACCORDING TO COUNTY OF RESIDENCE BY LOCATION OF FACILITY

Location of patient residence is defined in terms of Resident County for Tennessee residents or resident state for nonresidents. The unit of measure utilized is patient admission or patient discharge from a hospital. The reporting of this measure, whether admission or discharge, depends on the way each hospital keeps its records.

The data are presented by Resident County (in alphabetical order) of the patient and show the names of the individual hospitals serving these patients. A percent distribution which indicates the percentage of a particular resident county's patients who were served by facilities in each listed county is also included in this report.

Following the data for residents of each county in Tennessee, there is a summary of those from Tennessee whose county is not known. This is followed by a listing by state of patients from states bordering Tennessee and other named states not bordering Tennessee. The last group is a listing of all facilities that reported at least one patient whose residence state is unknown.

Please note that these data reflect only admissions or discharges from Tennessee facilities. The number of Tennessee residents being served by hospitals outside of Tennessee is not available.

REPORT 4
SELECTED FINANCIAL DATA

Selected financial data for Tennessee hospitals is presented in this report. All of the data are as they were reported by each individual hospital. A dash in any column of the report denotes that the specified hospital did not report the data in that column.

REPORT 5

ADJUSTMENTS TO GROSS REVENUE BY STATE, REGION AND COUNTY

This report represents total amounts of adjustments to revenue reported by short-term hospitals for the State, Health Department Region and county. All of the Adjustments to Gross Revenue variables are sums of information reported by the individual hospitals with the exception of the last column. This column presents total adjustments to revenue (government programs, bad debts, etc.) as a percentage of gross charges. The purpose of this column is to provide a measure of the relationship of adjustments to total revenue for all facilities in each listed geographic area. The totals in this report include data from only short-term hospitals.

REPORT 5A

ADJUSTMENTS TO GROSS REVENUE BY REGION AND FACILITY

Included in this report are the amounts of adjustments of revenue according to type of adjustment for each hospital in the State and by county. All data are as reported by the individual facilities except for the last column which shows a calculation of the percentage of gross charges that total adjustments represented for each facility. A dash in any column of the report denotes that the specified hospital did not report the data in that column.

Adjusted patient day - An adjustment of inpatient days to allow production of a measure of gross revenue as a ratio to patient care. Gross patient revenue includes inpatient revenue as well as outpatient and newborn revenue. In order for patient day information to be realistically related to gross revenue, inpatient days are adjusted by applying the ratio of total gross revenue to inpatient revenue to the reported inpatient days. The actual formula used to calculate adjusted patient days is:

$$\left(\begin{array}{c} \text{Inpatient} \\ \text{Days} \end{array} \right) \times \frac{\text{Gross Patient Revenue}}{\text{Inpatient Revenue}}$$

where

$$\text{Gross Patient Revenue} = \text{Outpatient Revenue} + \text{Newborn Revenue} + \text{Inpatient Revenue}$$

Adjustments to revenue - Deductions from charges; the difference between the gross charges and the actual amount of payment received by the hospital.

Adjustments, government contractual - The difference between the gross charges for services provided to patients who are enrolled in a government program and the payment received from the respective government program excluding the obligations of the patients for deductibles and coinsurance.

Adjustments, nongovernmental contractual - The amount of discount given to insurance companies and/or employers because of the volume of business and promptness of payment which the provider expects as a result of a contractual agreement.

Admissions - The number of adult and pediatric patients (excluding newborns) admitted to the facility during the reporting period.

Average charge - The mean of the charges for patient days of care, regardless of the degree of patient care rendered. The formula is:

$$\frac{\text{Total Gross Charges}}{\text{Number of Adjusted Patient Days}} = \text{Average Charge}$$

Average daily census - The average number of patients in a facility on any day of the reporting calendar year. Example:

$$\frac{15,610 \text{ Inpatient Days}}{365 \text{ (or 366) Days in a Year}} = \text{An average of 42.8 persons in hospital each day of the year}$$

Average length of stay - The average number of days of service rendered to each inpatient before discharge from an institution during a given period (usually a calendar year). Example:

$$\frac{15,610 \text{ Inpatient Days}}{2,168 \text{ Admissions}} = 7.2 \text{ Days average length of stay}$$

Bad debts - Bad debts represent uncompensated care for which the hospital directly billed the patient and for which the patient should reasonably be expected to pay. A vigorous in-house collection effort until such time as the account can clearly be determined to be bad debt, such as patient cannot be located, or for a period of at least one hundred eighty (180) days is assumed. The hospital shall declare the account as a bad debt after determining that the patient or the guarantor has income or assets that would enable the patient or guarantor to pay, but the patient or guarantor ignores all collection efforts. Bankrupt accounts shall be considered bad debts, unless there is documented evidence that the medical bill caused bankruptcy; and then this would be counted as medically indigent.

Bassinet, non-licensed - A non-licensed bassinet or crib is any bassinet or crib for normal, routine newborns born in the hospital and located in the newborn nursery. These bassinets are not available for the admission of an out-born patient and are not included in the licensed bed capacity for the hospital.

Bed days open (staffed or licensed beds) - The number of beds in a facility times the number of days each bed was open for admission. Example:
Hospital X had 50 beds in operation on 12/31/12; 45 beds were in operation from 1/1/12 through 12/31/12, 5 beds were opened 7/1/12.

$$\begin{array}{rcl} 45 \text{ beds} \times 365 \text{ (or 366) days in a year} & = & 16,425 \\ 5 \text{ beds} \times 183 \text{ days open during year} & = & \underline{915} \\ \text{Total} & = & 17,340 \end{array}$$

Birth, live - The expulsion or extraction of a live-born infant from the uterus.

Capital assets - Any long-term asset (building, equipment, land, etc.).

Charity - (A) Charity represents services provided to medically needy persons for which the hospital does not expect payment. These persons have insufficient income or assets with which to pay for their care. "Insufficient income" means an amount not to exceed one hundred percent (100%) of the federal poverty guidelines. These persons are not eligible for medicaid or other state or federal programs, or benefits of these programs have been exhausted. The patient has no insurance or has a very limited insurance policy.

(B) A patient is considered to be a charity patient if, after meeting with the patient or guarantor and performing a thorough investigation of the patient's or guarantor's past payment history, income, assets and liabilities, it is determined that the patient or guarantor is unable to satisfy part or all of the obligation due to socioeconomic conditions that are not expected to improve in the foreseeable future;

- (3) Low Income Medically Indigent. A patient shall be classified as low income medically indigent, if:
- (A) The hospital has made a reasonable determination that the patient cannot pay all or part of the hospital bill, and that the patient's income is greater than one hundred percent (100%) but does not exceed one hundred fifty percent (150%) of the published federal poverty level that is in effect during the reporting period for the appropriate family size;
 - (B) The patient is not eligible for medical benefits from state or federal programs, or benefits of those programs have been exhausted; and
 - (C) The patient has no insurance or a limited insurance policy;
- (4) Medically Indigent. Medical indigence is a status reached when a person uses or commits all available current and expected resources to pay for medical care to the maximum extent practical for a reasonable period and not all charges can be paid. A person who can afford the basics of life, i.e., food, clothing and housing, but has insufficient income or assets to pay incurred hospital and medical bills, is medically indigent. Prior to classifying deductions from charges as either "low income medically indigent" or "other medically indigent," reasonable collection efforts that are at least as great as the medicare standard for collection of deductibles or coinsurance from medicare patients must be completed. The portion of the bill that remains unpaid should then be classified as a medically indigent deduction. These deductions to charges for services provided to medically indigent patients should be reported in one (1) of the other subdivision categories in this section, depending on the financial status of the patient; and
- (5) Other Medically Indigent. A patient shall be classified as other medically indigent after the hospital has made a reasonable determination that the patient cannot pay all or part of the hospital bill and that the patient does not satisfy the income requirement for low income medically indigent. The patient is not eligible for medical benefits from state or federal programs. The patient has no or inadequate health insurance. Bankrupt accounts for which there is evidence that the medical bill caused the bankruptcy, and unpaid accounts due to catastrophic illnesses that result in medical bills that are in excess of an amount that a patient could ever reasonably be expected to pay, are examples of other medically indigent.

Chronic disease hospital - A facility which provides medical and skilled nursing services to patients with long-term illnesses who are not in an acute phase, but who require an intensity of services not available in nursing homes.

C-section (Cesarean) delivery - The delivery of a fetus through an incision of the abdominal wall and uterine wall.

Depreciation, accumulative - A decrease allowed in computing the value of property for tax purposes summed over the period of years, reflecting the declining value of capital assets (building, equipment, etc.).

Depreciation, annual - A decrease in a calendar year allowed in computing the value of property for tax purposes, reflecting the declining value of capital assets (building, equipment, etc.).

Discharges -The number of adult and pediatric discharges (excluding newborns) plus all deaths.

Discharge patient days -The total number of patient days of care rendered to patients discharged during the reporting period, excluding newborns, but including neonates, patients in swing beds, and deaths. This figure should include days of care rendered to those patients prior to the beginning of the reporting period.

Expenses - Expired costs for goods and services that have been used or consumed in carrying on some activity during the reporting period and from which no benefit will extend beyond the present.

Fetal death (reportable) - A fetal death of 350 grams or more or in the absence of weight, of 20 completed weeks of gestation or more. Induced abortions are excluded from the fetal death count.

General hospital - A facility which provides diagnostic and therapeutic services to patients for a variety of medical conditions, both surgical and non-surgical.

Gross charges - The hospital's full established rate for all hospital services rendered to patients.

Infant death - The death of a live-born infant under one year of age.

Inpatient days - The number of adult and pediatric days of care rendered during the entire reporting period. An inpatient day of care (also commonly referred to as a patient day or a census day) is a period of service between the census-taking hours on two successive calendar days, the day of discharge being counted only when the patient was admitted the same day.

Licensed beds - The maximum number of beds authorized by the appropriate state licensing (certifying) agency or regulated by a federal agency.

Licensed beds percent occupancy - See percent occupancy.

Long-term hospital - A facility which renders care to patients suffering from diseases or conditions which exist over an extended period of time, such as tuberculosis.

Maternal death - A death of a woman due to complications of pregnancy, childbirth, and the puerperium.

Medicaid (Title XIX) - A federally-aided, state-operated and administered program which provides medical benefits for certain low income persons in need of health and medical care. The program, authorized by Title XIX of the Social Security Act, is basically for the poor. Persons who are members of one of the categories of people who can be covered under the welfare case payment programs: the aged, blind, disabled, or members of families with dependent children where one parent is absent, incapacitated or unemployed. Medicaid coverage is also provided in Tennessee for certain groups of medically needy persons who are not categorically eligible. Subject to broad federal guidelines, states determine the benefits covered, program eligibility, rates of payment for providers, and methods of administering the program.

Medicare (Title XVIII) - A nationwide health insurance program for people aged 65 years and over, for persons eligible for social security payments for over two years, and for certain workers and their dependents who need kidney transplantation or dialysis. Health insurance protection is available to insured persons without regard to income. Medicare has four parts. Hospital insurance (Part A) that helps pay for inpatient care in a hospital or skilled nursing facility (following a hospital stay), some home health care and hospice care. Medical insurance (Part B) that helps pay for doctors' services and many other medical services and supplies that are not covered by hospital insurance. Medicare Advantage (Part C) formerly known as Medicare + Choice plans are available in many areas. People with Medicare Parts A and B can choose to receive all of their health care services through one of these provider organizations under Part C. Prescription drug coverage (Part D) that helps pay for medications doctors prescribe for treatment.

Mental health hospital - See psychiatric hospital.

Net patient revenue - Total gross patient charges minus adjustments to charges.

Newborn patient days - The patient days of care received by infants delivered in a facility.

Operating costs - The monetary expense related to running a facility.

Operating costs excluding depreciation - The monetary expense related to running a facility which does not include the decrease allowed in computing the value of the facility's property for tax purposes.

Operating costs including depreciation - The monetary expense related to running a facility including the decrease allowed in computing the value of the facility's property for tax purposes.

Pediatric hospital - A facility which provides medical and skilled nursing services to patients who are categorized as children.

Percent occupancy (staffed beds or licensed beds) - The average proportion that all beds in a facility were in use in a given time period (usually a calendar year). This value can be determined by using either Staffed Bed Days Open or Licensed Bed Days Open. The formula is:

Hospital X had 15,610 Inpatient Days and 17,345 Bed Days Open

$$\frac{15,610 \text{ Inpatient Days}}{17,345 \text{ Bed Days Open}} \times 100 = 90.0 \text{ Percent Occupancy}$$

Psychiatric hospital - A facility which provides diagnostic treatment and support services to patients with mental or emotional disorders.

Research hospital - A facility that specializes in medical research for certain specialized diseases, conditions, or population groups.

Revenue, patient - The charges for patient services.

Revenue, all other - Revenue from sources other than patient services.

Short-term hospital - A facility which treats diseases or conditions which generally last over a short period of time; acute care hospitals.

Specialty hospital - A facility which treats specific diseases or conditions and which excludes patients not suffering from these diseases or conditions. An example of such a facility would be an eye and ear hospital.

Staffed beds - The total number of adult and pediatric beds set up, staffed and in use at the end of the reporting period. This number should be less than or equal to the number of licensed beds.

Staffed beds percent occupancy - See percent occupancy.

TennCare - A program to provide health care to individuals who are Medicaid eligible, or uninsurable. Additionally, depending on income and access to alternative coverage, and the availability of state funding, the uninsured can also participate in the program. Started on January 1, 1994, TennCare underwent major revisions in 2004.

(1) NORTHEAST

10 Carter
 30 Greene
 34 Hancock
 37 Hawkins
 46 Johnson
 86 Unicoi
 90 Washington

(2) EAST

01 Anderson
 05 Blount
 07 Campbell
 13 Claiborne
 15 Cocke
 29 Grainger
 32 Hamblen
 45 Jefferson
 53 Loudon

(3) SOUTHEAST

04 Bledsoe
 06 Bradley
 26 Franklin
 31 Grundy
 54 McMinn
 58 Marion
 61 Meigs
 70 Polk
 72 Rhea
 77 Sequatchie

(4) UPPER CUMBERLAND

08 Cannon
 14 Clay
 18 Cumberland
 21 DeKalb
 25 Fentress
 44 Jackson
 56 Macon
 67 Overton
 69 Pickett
 71 Putnam
 80 Smith
 88 Van Buren
 89 Warren
 93 White

(5) MID CUMBERLAND

11 Cheatham
 22 Dickson

42 Houston
 43 Humphreys
 63 Montgomery
 74 Robertson
 75 Rutherford
 81 Stewart
 83 Sumner
 85 Trousdale
 94 Williamson
 95 Wilson

(6) SOUTH CENTRAL

02 Bedford
 16 Coffee
 28 Giles
 41 Hickman
 50 Lawrence
 51 Lewis
 52 Lincoln
 59 Marshall
 60 Maury
 64 Moore
 68 Perry
 91 Wayne

(7) NORTHWEST

03 Benton
 09 Carroll
 17 Crockett
 23 Dyer
 27 Gibson
 40 Henry
 48 Lake
 66 Obion
 92 Weakley

(8) SOUTHWEST

12 Chester
 20 Decatur
 24 Fayette
 35 Hardeman
 36 Hardin
 38 Haywood
 39 Henderson

49 Lauderdale
 55 McNairy
 84 Tipton

(9) MEMPHIS/SHELBY

79 Shelby

(10) NASHVILLE/ DAVIDSON

19 Davidson

(11) KNOXVILLE/ KNOX

47 Knox

(12) CHATTANOOGA/ HAMILTON

33 Hamilton

(13) JACKSON/ MADISON

57 Madison

(14) SULLIVAN

82 Sullivan

Hospitals Opened, Closed and Name Changes**OPENED**

<u>COUNTY</u>	<u>NAME</u>
Hamilton	Parkridge Valley Child and Adolescents Hospital
Shelby	Regional Med Extended Care Hospital

CLOSED

Davidson	Nashville Rehabilitation Hospital.
Knox	Tennova Riverside
Shelby	Community Behavioral Health
Smith	Riverview Regional Medical Center North

CHANGED NAMES

<u>COUNTY</u>	<u>FROM</u>	<u>TO</u>
Franklin	Emerald – Hodgson Hospital Southern Tennessee Medical Center	Southern Tennessee Regional Health System - Sewanee Southern Tennessee Regional Health System - Winchester
Hamilton	Parkridge Valley Hospital	Parkridge Valley Adult and Senior Services
Lawrence	Crockett Hospital	Southern Tennessee Regional Health System - Lawrenceburg
Shelby	The Regional Medical Center at Memphis	Regional One Health
White	White County Community Hospital	Highlands Medical Center

Hospital Identification Sheet

	County	Hospital Name	State ID
01	Anderson	Methodist Medical Center of Oak Ridge	01202
		Ridgeview Psychiatric Hospital and Center	01452
02	Bedford	Heritage Medical Center	02214
03	Benton	Camden General Hospital	03225
04	Bledsoe	Erlanger Bledsoe	04213
05	Blount	Blount Memorial Hospital	05202
		Peninsula Hospital	05402
06	Bradley	Skyridge Medical Center	06223
		Skyridge Medical Center Westside	06233
07	Campbell	Jellico Community Hospital, Inc.	07252
		Tennova Healthcare - Lafollette Medical Center	07242
08	Cannon	Stones River Hospital	08214
09	Carroll	Baptist Memorial Hospital – Huntingdon	09245
		McKenzie Regional Hospital	09255
10	Carter	Sycamore Shoals Hospital	10221
11	Cheatham	TriStar Ashland City Medical Center	11204
12	Chester	No Facility	
13	Claiborne	Claiborne County Hospital	13202
14	Clay	Cumberland River Hospital	14204
15	Cocke	Tennova Healthcare - Newport Medical Center	15222
16	Coffee	Harton Regional Medical Center	16234
		Medical Center of Manchester	16244
		United Regional Medical Center	16214
17	Crockett	No Facility	
18	Cumberland	Cumberland Medical Center	18224
19	Davidson	Kindred Hospital – Nashville	19754
		Metropolitan Nashville General Hospital	19244
		Middle Tennessee Mental Health Institute	19404
		Saint Thomas Hospital for Spinal Surgery	19354
		Saint Thomas Midtown Hospital	19254
		Saint Thomas West Hospital	19274
		Select Specialty Hospital Nashville	19784
		TriStar Centennial Medical Center	19324
		TriStar Skyline Medical Center	19334
		TriStar Skyline Medical Center Campus	19234
		TriStar Southern Hills Medical Center	19214
		TriStar Summit Medical Center	19344
		Vanderbilt Stallworth Rehabilitation Hospital	19764
		Vanderbilt University Hospitals	19284
20	Decatur	Decatur County General Hospital	20205
21	DeKalb	DeKalb Community Hospital	21234
22	Dickson	TriStar Horizon Medical Center	22204
23	Dyer	Dyersburg Regional Medical Center	23215
24	Fayette	Methodist Healthcare - Fayette Hospital	24226
25	Fentress	Jamestown Regional Medical Center	25204
26	Franklin	Southern Tennessee Regional Health System-Sewanee	26204
		Southern Tennessee Regional Health System- Winchester	26224

Hospital Identification Sheet

27	Gibson	Gibson General Hospital	27245
		Humboldt General Hospital	27255
		Milan General Hospital	27205
28	Giles	Hillside Hospital	28214
29	Grainger	No Facility	
30	Greene	Laughlin Memorial Hospital	30221
		Takoma Regional Hospital	30231
31	Grundy	No Facility	
32	Hamblen	Lakeway Regional Hospital	32252
		Morristown - Hamblen Healthcare System	32242
33	Hamilton	Erlanger East	33233
		Erlanger Medical Center	33203
		Erlanger North	33213
		HealthSouth Chattanooga Rehabilitation Hospital	33763
		Kindred Hospital - Chattanooga	33773
		Memorial Healthcare System, Inc.	33323
		Memorial North Park	33223
		Moccasin Bend Mental Health Institute	33423
		Parkridge East Hospital	33393
		Parkridge Medical Center, Inc.	33383
		Parkridge Valley Adult and Senior Services	33453
		Parkridge Valley Child and Adolescents Hospital	33433
		Siskin Hospital for Physical Rehabilitation	33753
34	Hancock	Wellmont Hancock County Hospital	34201
35	Hardeman	Bolivar General Hospital	35215
		Western Mental Health Institute	35405
36	Hardin	Hardin Medical Center	36205
37	Hawkins	Wellmont Hawkins County Memorial Hospital	37221
38	Haywood	Haywood Park Community Hospital	38225
39	Henderson	Henderson County Community Hospital	39215
40	Henry	Henry County Medical Center	40225
41	Hickman	Saint Thomas Hickman Hospital	41214
42	Houston	Houston County Community Hospital	42204
43	Humphreys	Three Rivers Hospital	43204
44	Jackson	No Facility	
45	Jefferson	Tennova Healthcare - Jefferson Memorial Hospital	45242
46	Johnson	Johnson County Community Hospital	46201
47	Knox	East Tennessee Children's Hospital	47292
		Fort Sanders Regional Medical Center	47212
		North Knoxville Medical Center	47352
		Parkwest Medical Center	47322
		Select Specialty Hospital - Knoxville	47752
		Select Specialty Hospital - North Knoxville	47762
		Tennova Healthcare	47242
		The University of Tennessee Memorial Hospital	47282
		Turkey Creek Medical Center	47332
48	Lake	No Facility	
49	Lauderdale	Lauderdale Community Hospital	49206

Hospital Identification Sheet

50	Lawrence	Southern Tennessee Regional Health System - Lawrenceburg	50234
51	Lewis	No Facility	
52	Lincoln	Lincoln Medical Center	52214
53	Loudon	Fort Loudon Medical Center	53202
54	McMinn	Starr Regional Medical Center Etowah	54233
		Starr Regional Medical Center	54243
55	McNairy	McNairy Regional Hospital	55225
56	Macon	Macon County General Hospital	56204
57	Madison	Jackson - Madison County General Hospital	57245
		Pathways of Tennessee	57405
		Regional Hospital of Jackson	57265
58	Marion	Grandview Medical Center Jasper	58233
59	Marshall	Marshall Medical Center	59244
60	Maury	Behavioral Healthcare Center at Columbia	60404
		Maury Regional Hospital	60224
61	Meigs	No Facility	
62	Monroe	Sweetwater Hospital Association	62202
63	Montgomery	Behavioral Healthcare Center at Clarksville	63404
		Gateway Medical Center	63204
64	Moore	No Facility	
65	Morgan	No Facility	
66	Obion	Baptist Memorial Hospital - Union City	66205
67	Overton	Livingston Regional Hospital	67214
68	Perry	Perry Community Hospital	68204
69	Pickett	No Facility	
70	Polk	Copper Basin Medical Center	70223
71	Putnam	Cookeville Regional Medical Center	71204
		PremierCare Tennessee, Inc.	71404
72	Rhea	Rhea Medical Center	72223
73	Roane	Roane Medical Center	73212
74	Robertson	NorthCrest Medical Center	74214
75	Rutherford	Saint Thomas Rutherford Hospital	75214
		TriStar StoneCrest Medical Center	75234
		Trustpoint	75254
76	Scott	Pioneer Community Hospital of Scott	76212
77	Sequatchie	No Facility	
78	Sevier	LeConte Medical Center	78232
79	Shelby	Baptist Memorial Hospital	79216
		Baptist Memorial Hospital - Collierville	79326
		Baptist Memorial Hospital for Women	79506
		Baptist Memorial Restorative Care Hospital	79776
		Baptist Rehabilitation - Germantown	79766
		Delta Medical Center	79386
		HealthSouth Rehabilitation Hospital - North	79806
		HealthSouth Rehabilitation of Memphis	79756
		Lakeside Behavioral Health System	79456
		Lebonheur Children's Medical Center	79306
		Memphis Mental Health Institute	79446

Hospital Identification Sheet

		Methodist Extended Care Hospital, Inc.	79796
		Methodist Healthcare - Memphis Hospitals	72976
		Methodist Hospital - Germantown	79236
		Methodist Hospital - North	79296
		Methodist Hospital - South	79266
		Regional Med Extended Care Hospital	79816
		Regional One Health	79246
		Saint Francis Hospital	79396
		Saint Francis Hospital - Bartlett	79516
		Saint Jude Children's Research Hospital	79256
		Select Specialty Hospital - Memphis	79786
80	Smith	Riverview Regional Medical Center South	80214
81	Stewart	No Facility	
82	Sullivan	HealthSouth Rehabilitation Hospital	82751
		Indian Path Medical Center	82251
		Select Specialty Hospitals - Tricities, Inc.	82761
		Wellmont - Holston Valley Medical Center, Inc.	82211
		Wellmont Bristol Regional Medical Center	82201
83	Sumner	TriStar Hendersonville Medical Center	83254
		TriStar Portland Medical Center	83204
		Sumner Regional Medical Center	83244
84	Tipton	Baptist Memorial Hospital - Tipton	84256
85	Trousdale	Trousdale Medical Center	85214
86	Unicoi	Unicoi County Memorial Hospital, Inc.	86211
87	Union	No Facility	
88	Van Buren	No Facility	
89	Warren	River Park Hospital	89234
90	Washington	Franklin Woods Community Hospital	90231
		James H. and Cecile Quillen Rehab Hospital	90751
		Johnson City Medical Center	90281
		Woodridge Psychiatric Hospital	90411
91	Wayne	Wayne Medical Center	91214
92	Weakley	Behavioral Healthcare Center at Martin	92405
		HealthSouth Cane Creek Rehabilitation Hospital	92795
		Volunteer Community Hospital	92225
93	White	Highlands Medical Center	93204
94	Williamson	Rolling Hills Hospital	94404
		Williamson Medical Center	94234
95	Wilson	McFarland Hospital	95204
		University Medical Center	95224

Summary Reports of Hospital Data

Report Number	Name of Report
1	Hospitals Licensed in Tennessee, by Reporting Status, Service Category and Ownership
1A	Non-reporting and Partial Reporting Facilities
1B	Addresses and Phone Numbers
2	Selected Utilization by Hospital Type and Department of Health Regions
2A	Selected Utilization by Type of Hospital
3	Short-Term Hospitals Licensed in Tennessee, Patient Origin Data - Admissions or Discharges According to County of Residence by Location of Facility
4	Selected Financial Data
5	Adjustments to Gross Revenue by State, Region and County
5A	Adjustments to Gross Revenue by Region and Facility

REPORT 1
 REPORT FOR HOSPITALS 2014

HOSPITALS LICENSED IN TENNESSEE
 BY REPORTING STATUS, SERVICE CATEGORY, AND OWNERSHIP

NUMBER OF HOSPITALS:		TYPE OF OWNERSHIP - FULL-YEAR REPORTING HOSPITALS ONLY:	
LICENSED HOSPITALS	172	GOVERNMENT:	
ACTIVE HOSPITALS REPORTING FOR A FULL YEAR	165	STATE	4
ACTIVE HOSPITALS REPORTING FOR LESS THAN A YEAR	3	COUNTY	9
NONREPORTING HOSPITALS	4	CITY	0
		CITY-COUNTY	0
		HOSPITAL DISTRICT OR AUTHORITY	13
FULL-YEAR REPORTING, ACTIVE HOSPITALS BY SERVICE CATEGORY:		NONGOVERNMENTAL, NOT-FOR-PROFIT:	
GENERAL MEDICAL AND SURGICAL	118	CHURCH-OPERATED	2
PEDIATRIC	2	OTHER NONPROFIT CORPORATION	55
PSYCHIATRIC	17	OTHER	3
TUBERCULOSIS AND OTHER RESPIRATORY DISEASES	0	INVESTOR-OWNED, FOR-PROFIT:	
OBSTETRICS AND GYNECOLOGY	0	INDIVIDUAL	0
EYE, EAR, NOSE AND THROAT	0	PARTNERSHIP	9
REHABILITATION	9	CORPORATION	70
ORTHOPEDIC	0	UNKNOWN	0
CHRONIC DISEASE	0		
ALCOHOLISM AND OTHER CHEMICAL DEPEDENCIES	0		
LONG TERM ACUTE CARE	10		
OTHER	9		
UNKNOWN	0		

REPORT 1A
REPORT FOR HOSPITALS 2014

HOSPITALS LICENSED IN TENNESSEE
NON-REPORTING AND PARTIAL REPORTING FACILITIES

THE FOLLOWING FACILITIES FAILED TO REPORT AS REQUIRED BY TENNESSEE DEPARTMENT OF HEALTH RULES AND REGULATIONS. CALCULATIONS BASED ON AGGREGATE DATA WILL NOT INCLUDE INFORMATION FROM THESE FACILITIES. THESE FACILITIES WILL ALSO BE EXCLUDED WHENEVER AVERAGES OR PERCENTAGES ARE CALCULATED.

The following facilities did not report:

COUNTY	NAME OF FACILITY
Davidson	Nashville Rehabilitation Hospital
Knox	Tennova Riverside
Shelby	Community Behavioral Health
Smith	Riverview Regional Medical Center North

THE FOLLOWING FACILITIES REPORTED FOR LESS THAN A FULL YEAR AND WILL NOT BE INCLUDED IN ANY REPORT. CALCULATIONS BASED ON AGGREGATE DATA WILL NOT INCLUDE INFORMATION FROM THESE FACILITIES. THESE FACILITIES WILL ALSO BE EXCLUDED WHENEVER AVERAGES OR PERCENTAGES ARE CALCULATED.

The following facilities reported data for less than a year:

COUNTY	NAME OF FACILITY
Gibson	Gibson General Hospital
Gibson	Humboldt General Hospital
Haywood	Haywood Park Community Hospital

REPORT 1B
 REPORT FOR HOSPITALS 2014

HOSPITALS LICENSED IN TENNESSEE
 ADDRESSES AND PHONE NUMBERS

BASE COUNTY	NAME OF HOSPITAL	STREET	CITY	ZIP	PHONE
Anderson	Methodist Medical Center of Oak Ridge	990 Oak Ridge Turnpike	Oak Ridge	37830	(865)835-4000
	Ridgeview Psychiatric Hospital and Center	240 West Tyrone Road	Oak Ridge	37830	(865)482-1076
Bedford	Heritage Medical Center	2835 Highway 231 North	Shelbyville	37160	(931)685-5433
Benton	Camden General Hospital	175 Hospital Drive	Camden	38320	(731)584-6135
Bledsoe	Erlanger Bledsoe	71 Wheelertown Avenue	Pikeville	37367	(423)447-2112
Blount	Blount Memorial Hospital	907 E Lamar Alexander Parkway	Maryville	37804-5016	(865)983-7211
	Peninsula Hospital	P. O. Box 2000	Louisville	37777-2000	(865)970-9800
Bradley	Skyridge Medical Center	2305 Chambliss Avenue, NW	Cleveland	37311	(423)559-6000
	Skyridge Medical Center Westside	2800 Westside Drive	Cleveland	37312	(423)339-4100
Campbell	Jellico Community Hospital, Inc.	188 Hospital Lane	Jellico	37762	(423)784-1207
	Tennova Healthcare - LaFollette Medical Center	923 East Central Avenue	LaFollette	37766	(423)907-1200
Cannon	Stones River Hospital	324 Doolittle Road	Woodbury	37190	(615)563-4001
Carroll	Baptist Memorial Hospital - Huntingdon	631 R. B. Wilson Drive	Huntingdon	38344	(731)986-4461
	McKenzie Regional Hospital	161 Hospital Drive	McKenzie	38201	(731)352-5344
Carter	Sycamore Shoals Hospital	1501 W Elk Avenue	Elizabethton	37643	(423)542-1300
Cheatham	TriStar Ashland City Medical Center	313 North Main Street	Ashland City	37015	(615)792-3030
Claiborne	Claiborne County Hospital	1850 Old Knoxville Road	Tazewell	37879	(423)626-4211
Clay	Cumberland River Hospital	100 Old Jefferson Street	Celina	38551	(931)243-3581
Cocke	Tennova Healthcare - Newport Medical Center	435 Second Street	Newport	37821	(423)625-2200
Coffee	Harton Regional Medical Center	1801 N. Jackson Street	Tullahoma	37388	(931)393-7901
	Medical Center of Manchester	481 Interstate Drive	Manchester	37355-3809	(931)728-6354
	United Regional Medical Center	1001 McArthur Street	Manchester	37355	(931)728-3586
Cumberland	Cumberland Medical Center	421 South Main Street	Crossville	38555	(931)459-7003

REPORT 1B
REPORT FOR HOSPITALS 2014

HOSPITALS LICENSED IN TENNESSEE
ADDRESSES AND PHONE NUMBERS

BASE COUNTY	NAME OF HOSPITAL	STREET	CITY	ZIP	PHONE
Davidson	Kindred Hospital - Nashville	1412 County Hospital Road	Nashville	37218	(615)687-2600
	Metro Nashville General Hospital	1818 Albion Street	Nashville	37208	(615)341-4491
	Middle Tennessee Mental Health Institute	221 Stewarts Ferry Pike	Nashville	37214	(615)902-7535
	Saint Thomas Hospital for Spinal Surgery	2011 Murphy Avenue	Nashville	37203	(615)341-7500
	Saint Thomas Midtown Hospital	2000 Church Street	Nashville	37236	(615)284-5972
	Saint Thomas West Hospital	4220 Harding Road	Nashville	37205	(615)222-2111
	Select Specialty Hospital - Nashville	2000 Hayes Street		37203	(615)284-4599
	Skyline Medical Center Campus	500 Hospital Drive	Madison	37115	(615)769-5000
	TriStar Centennial Medical Center	2300 Patterson Street	Nashville	37203	(615)342-1000
	TriStar Skyline Medical Center	3441 Dickeson Pike	Nashville	37207-2539	(615)769-2000
	TriStar Southern Hills Medical Center	391 Wallace Road	Nashville	37211	(615)781-4000
	TriStar Summit Medical Center	5655 Frist Boulevard	Hermitage	37076	(615)316-3000
	Vanderbilt Stallworth Rehabilitation Hospital	2201 Children's Way	Nashville	37212	(615)320-7600
	Vanderbilt University Hospitals	1211 Medical Center Drive	Nashville	37232	(615)322-5000
	Decatur	Decatur County General Hospital	969 Tennessee Avenue South	Parsons	38363-3700
DeKalb	DeKalb Community Hospital	520 West Main Street, PO Box 640	Smithville	37166-0640	(615)215-5300
Dickson	TriStar Horizon Medical Center	111 Highway 70 E	Dickson	37055	(615)446-0446
Dyer	Dyersburg Regional Medical Center	400 Tickle Street	Dyersburg	38024	(731)285-2410
Fayette	Methodist Healthcare - Fayette Hospital	214 Lakeview Drive	Somerville	38068	(901)516-4000
Fentress	Jamestown Regional Medical Center	436 Central Avenue West	Jamestown	38556	(931)879-8171
Franklin	Southern Tennessee Regional Health System - Sewanee	1260 University Avenue	Sewanee	37375	(931)598-5691
	Southern Tennessee Regional Health System - Winchester	185 Hospital Road	Winchester	37398	(931)967-8200
Gibson	Milan General Hospital	4039 South Highland Avenue	Milan	38358	(731)686-1591
Giles	Hillside Hospital	1265 E College Street	Pulaski	38478	(931)363-7531
Greene	Laughlin Memorial Hospital	1420 Tusculum Boulevard	Greeneville	37745	(423)787-5000
	Takoma Regional Hospital	401 Takokma Avenue	Greeneville	37743-4647	(423)639-3151
Hamblen	Lakeway Regional Hospital	426 McFarland Street	Morristown	37814	(423)522-6000

REPORT 1B
 REPORT FOR HOSPITALS 2014

HOSPITALS LICENSED IN TENNESSEE
 ADDRESSES AND PHONE NUMBERS

BASE COUNTY	NAME OF HOSPITAL	STREET	CITY	ZIP	PHONE
Hamblen	Morristown - Hamblen Healthcare System	908 West 4th North Street	Morristown	37814	(423)492-9000
Hamilton	Erlanger East	1751 Gunbarrel Road	Chattanooga	37421	(423)778-7000
	Erlanger Medical Center	975 East Third Street	Chattanooga	37403	(423)778-7000
	Erlanger North	633 Morrison Springs Road	Red Bank	37415	(423)778-3000
	HealthSouth Chattanooga Rehabilitation Hospital	2412 McCallie Avenue	Chattanooga	37404	(423)698-0221
	Kindred Hospital - Chattanooga	709 Walnut Street	Chattanooga	37402	(423)266-7721
	Memorial Healthcare System, Inc.	2525 DeSales Avenue	Chattanooga	37404-1002	(423)495-2525
	Memorial North Park	2051 Hamill Road	Hixson	37343	(423)495-7100
	Moccasin Bend Mental Health Institute	100 Moccasin Bend Road	Chattanooga	37405	(423)265-2271
	Parkridge East Hospital	941 Spring Creek Road	Chattanooga	37412	(423)894-7870
	Parkridge Medical Center, Inc.	2333 McCallie Avenue	Chattanooga	37404-3258	(423)698-6061
	Parkridge Valley Adult and Senior Services	7351 Courage Way	Chattanooga	37421	(423)490-8001
	Parkridge Valley Child and Adolescents Hospital	2200 Morris Hill Road	Chattanooga	37421	(423)894-4220
	Siskin Hospital for Physical Rehabilitation	One Siskin Plaza	Chattanooga	37403	(423)634-1200
Hancock	Wellmont Hancock County Hospital	1519 Main Street	Sneedville	37869	(423)733-5000
Hardeman	Bolivar General Hospital	650 Nuckolls Road	Bolivar	38008	(731)658-3100
	Western Mental Health Institute	11100 Old Highway #64 W.	Bolivar	38008-1554	(731)228-2000
Hardin	Hardin Medical Center	935 Wayne Road	Savannah	38379-1907	(731)926-8121
Hawkins	Wellmont Hawkins County Memorial Hospital	851 Locust Street	Rogersville	37857	(423)921-7000
Henderson	Henderson County Community Hospital	200 West Church Street	Lexington	38351	(731)968-1817
Henry	Henry County Medical Center	301 Tyson Avenue	Paris	38242	(731)642-1220
Hickman	Saint Thomas Hickman Hospital	135 East Swan Street	Centerville	37033	(931)729-4271
Houston	Houston County Community Hospital	5001 East Main Street	Erin	37061	(931)289-4211
Humphreys	Three Rivers Hospital	451 Highway 13 South	Waverly	37185-2109	(931)296-4203
Jefferson	Tennova Healthcare - Jefferson Memorial Hospital	110 Hospital Drive	Jefferson City	37760	(865)471-2400
Johnson	Johnson County Community Hospital	1901 South Shady Street	Mountain City	37683	(423)727-1111

REPORT 1B
 REPORT FOR HOSPITALS 2014

HOSPITALS LICENSED IN TENNESSEE
 ADDRESSES AND PHONE NUMBERS

BASE COUNTY	NAME OF HOSPITAL	STREET	CITY	ZIP	PHONE
Knox	East Tennessee Children's Hospital	2018 Clinch Avenue	Knoxville	37916	(865)541-8000
	Fort Sanders Regional Medical Center	1901 Clinch Avenue	Knoxville	37916-2307	(865)541-1111
	North Knoxville Medical Center	7565 Dannaer Way	Powell	37849	(865)859-1200
	Parkwest Medical Center	9352 Park West Boulevard	Knoxville	37923	(865)373-1000
	Select Specialty Hospital - Knoxville	1901 Clinch Avenue, Suite 602	Knoxville	37916	(865)541-2600
	Select Specialty Hospital - North Knoxville	900 E Oak Hill Avenue	Knoxville	37917	(865)512-2450
	Tennova Healthcare	900 East Oak Hill Avenue	Knoxville	37917	(865)545-8000
	Turkey Creek Medical Center	10820 Parkside Drive	Knoxville	37934	(865)218-7011
	University of Tennessee Memorial Hospital	1924 Alcoa Highway	Knoxville	37920-6999	(865)305-9000
Lauderdale	Lauderdale Community Hospital	326 Asbury Avenue	Ripley	37087	(731)221-2200
Lawrence	Southern Tennessee Regional Health System-Lawrencburg	1607 South Locust Avenue	Lawrenceburg	38464	(931)762-6571
Lincoln	Lincoln Medical Center	106 Medical Center Boulevard	Fayetteville	37334	(931)438-1100
Loudon	Fort Loudoun Medical Center	550 Loudoun Medical Center Drive	Lenoir City	37772	(865)271-6500
McMinn	Starr Regional Medical Center	1114 West Madison Avenue	Athens	37303	(423)745-1411
	Starr Regional Medical Center Etowah	886 Highway 411 North	Etowah	37331	(423)263-3600
McNairy	McNairy Regional Hospital	705 East Poplar	Selmer	38375	(731)646-0200
Macon	Macon County General Hospital	204 Medical Drive	Lafayette	37083	(615)666-2147
Madison	Jackson - Madison County General Hospital	620 Skyline Drive	Jackson	38301	(731)541-5000
	Pathways of Tennessee	238 Summar Drive	Jackson	38301	(731)541-8200
	Regional Hospital of Jackson	367 Hospital Boulevard	Jackson	38305	(731)661-2000
Marion	Grandview Medical Center Jasper	1000 Highway 28	Jasper	37347-3638	(423)837-9500
Marshall	Marshall Medical Center	1080 North Ellington Parkway	Lewisburg	37091	(931)359-6241
Maury	Behavioral Healthcare Center at Columbia	1400 Rosewood Drive	Columbia	38401	(931)388-6573
	Maury Regional Hospital	1224 Trotwood Avenue	Columbia	38401-4802	(931)381-1111
Monroe	Sweetwater Hospital Association	304 Wright Street	Sweetwater	37874	(865)213-8200

REPORT 1B
REPORT FOR HOSPITALS 2014

HOSPITALS LICENSED IN TENNESSEE
ADDRESSES AND PHONE NUMBERS

BASE COUNTY	NAME OF HOSPITAL	STREET	CITY	ZIP	PHONE
Montgomery	Behavioral Healthcare Center at Clarksville	930 Professional Park Drive	Clarksville	37040	(931)538-6420
	Gateway Medical Center	651 Dunlop Lane	Clarksville	37040	(931)502-1000
Obion	Baptist Memorial Hospital - Union City	1201 Bishop & Russell Streets	Union City	38261	(731)884-8601
Overton	Livingston Regional Hospital	315 Oak Street	Livingston	38570	(931)823-5611
Perry	Perry Community Hospital	2818 Squirrel Hollow Drive	Linden	37096	(931)589-2121
Polk	Copper Basin Medical Center	144 Medical Center Drive	Copperhill	37317	(423)496-5511
Putnam	Cookeville Regional Medical Center	1 Medical Center Boulevard	Cookeville	38501	(931)528-2541
	PremierCare Tennessee, Inc.	1 Medical Center Boulevard, 5 West	Cookeville	38501	(931)783-2570
Rhea	Rhea Medical Center	Rhea Medical Center	Dayton	37321-7922	(423)775-1121
Roane	Roane Medical Center	8045 Roane Medical Center Drive	Harriman	37798	(865)316-1000
Robertson	NorthCrest Medical Center	100 Northcrest Drive	Springfield	37172	(615)384-1515
Rutherford	Saint Thomas Rutherford Hospital	1700 Medical Center Parkway	Murfreesboro	37129	(615)396-4100
	TriStar StoneCrest Medical Center	200 StoneCrest Boulevard	Smyrna	37167	(615)768-2000
	Trustpoint Hospital	1009 N. Thompson Lane	Murfreesboro	37129	(615)867-1111
Scott	Pioneer Community Hospital of Scott	18797 Alberta Street	Oneida	37841	(423)286-5300
Sevier	LeConte Medical Center	742 Middle Creek Road	Sevierville	37862	(865)446-7500
Shelby	Baptist Memorial Hospital	6019 Walnut Grove Road	Memphis	38120	(901)226-0508
	Baptist Memorial Hospital - Collierville	1500 West Poplar Avenue	Collierville	38017	(901)861-9400
	Baptist Memorial Hospital for Women	6225 Humphreys Boulevard	Memphis	38120-2373	(901)227-9101
	Baptist Memorial Restorative Care Hospital	6019 Walnut Grove Road	Memphis	38120	(901)226-1400
	Baptist Rehabilitation - Germantown	2100 Exeter Road	Germantown	38138	(901)757-1350
	Delta Medical Center	3000 Getwell Road	Memphis	38118	(901)369-8100
	HealthSouth Rehabilitation Hospital - North	4100 Austin Peay Highway	Memphis	38128	(901)213-5400
	HealthSouth Rehabilitation Hospital of Memphis	1282 Union Avenue	Memphis	38104	(901)722-2000
	Lakeside Behavioral Health System	2911 Brunswick Road	Memphis	38133	(901)377-4700
	Lebonheur Children's Medical Center	848 Adams	Memphis	38103	(901)287-6003

REPORT 1B
 REPORT FOR HOSPITALS 2014

HOSPITALS LICENSED IN TENNESSEE
 ADDRESSES AND PHONE NUMBERS

BASE COUNTY	NAME OF HOSPITAL	STREET	CITY	ZIP	PHONE
Shelby	Memphis Mental Health Institute	951 Court Avenue	Memphis	38103	(901)577-1800
	Methodist Extended Care Hospital, Inc.	225 South Claybrook	Memphis	38104	(901)516-2215
	Methodist Healthcare - Memphis Hospitals	1265 Union Avenue	Memphis	38104	(901)516-7000
	Methodist Hospital - Germantown	7691 Poplar Avenue	Germantown	38138	(901)516-6418
	Methodist Hospital - North	3960 New Covington Pike	Memphis	38128	(901)516-5200
	Methodist Hospital - South	1300 Wesley Drive	Memphis	38116	(901)516-3700
	Regional Med Extended Care Hospital	877 Jefferson Avenue	Memphis	38103-2807	(901)545-7928
	Regional One Health	877 Jefferson Avenue	Memphis	38103	(901)545-7928
	Saint Francis Hospital	5959 Park Avenue	Memphis	38119-5200	(901)765-1000
	Saint Francis Hospital - Bartlett	2986 Kate Bond Road	Bartlett	38133-4003	(901)820-7000
	Saint Jude Children's Research Hospital	262 Danny Thomas Place	Memphis	38105	(901)595-3300
	Select Specialty Hospital - Memphis	5959 Park Avenue	Memphis	38119	(901)765-1245
	Smith	Riverview Regional Medical Center South	158 Hospital Drive	Carthage	37030
Sullivan	HealthSouth Rehabilitation Hospital	113 Cassell Drive	Kingsport	37660-3775	(423)246-7240
	Indian Path Medical Center	2000 Brookside Drive	Kingsport	37663	(423)857-7000
	Select Specialty Hospitals - Tricities, Inc.	One Medical Park Boulevard	Bristol	37620	(423)844-5933
	Wellmont - Holston Valley Medical Center, Inc.	130 West Ravine Road	Kingsport	37660	(423)224-4000
	Wellmont Bristol Regional Medical Center	1 Medical Park Boulevard	Bristol	37620	(423)844-1121
Sumner	Portland Medical Center	105 Redbud Drive	Portland	37148	(615)745-8000
	Sumner Regional Medical Center	555 Hartsville Pike	Gallatin	37066-2400	(615)328-6600
	TriStar Hendersonville Medical Center	355 New Shackle Island Road	Hendersonville	37075	(615)338-1000
Tipton	Baptist Memorial Hospital - Tipton	1995 Highway 51 South	Covington	38019	(901)476-2621
Trousdale	Trousdale Medical Center	500 Church Street	Hartsville	37074-1744	(615)374-2221
Unicoi	Unicoi County Memorial Hospital, Inc.	100 Greenway Circle	Eriwn	37650-2196	(423)743-3141
Warren	River Park Hospital	1559 Sparta Street	McMinnville	37110	(931)815-4000
Washington	Franklin Woods Community Hospital	300 Med Tech Parkway	Johnson City	37604	(423)302-1000
	James H. and Cecile Quillen Rehabilitation Hospital	2511 Wesley Street	Johnson City	37601	(423)952-7000
	Johnson City Medical Center	400 North State of Franklin	Johnson City	37604-6094	(423)431-6111
	Woodridge Psychiatric Hospital	403 State of Franklin Road	Johnson City	37604	(423)928-7111

REPORT 1B
 REPORT FOR HOSPITALS 2014

HOSPITALS LICENSED IN TENNESSEE
 ADDRESSES AND PHONE NUMBERS

BASE COUNTY	NAME OF HOSPITAL	STREET	CITY	ZIP	PHONE
Wayne	Wayne Medical Center	103 JV Mangubat Drive	Waynesboro	38485	(931)722-5411
Weakly	Behavioral Healthcare Center at Martin	458 Hannings Lane	Martin	38237	(731)588-2830
Weakley	HealthSouth Cane Creek Rehabilitation Center	180 Mt. Pelia Road	Martin	38237-3812	(731)587-4231
	Volunteer Community Hospital	161 Mt Pelia Road	Martin	38237	(731)588-3200
White	Highlands Medical Center	401 Sewell Road	Sparta	38583	(931)738-4150
Williamson	Rolling Hills Hospital	2014 Quail Hollow Circle	Franklin	37067	(615)628-5700
	Williamson Medical Center	4321 Carothers Parkway	Franklin	37067-8542	(615)435-5100
Wilson	McFarland Hospital	500 Park Avenue	Lebanon	37087	(615)449-0500
	University Medical Center	1411 Baddour Parkway	Lebanon	37087	(615)443-2500

REPORT 2
REPORT FOR HOSPITALS 2014

HOSPITALS LICENSED IN TENNESSEE
SELECTED UTILIZATION BY HOSPITAL TYPE AND DEPARTMENT OF HEALTH REGIONS

Department of Health Regions	Type	Number of Licensed Hospitals	Number of Reporting Hospitals	Staffed Beds	Discharge/ Inpatient Days	Staffed Bed Days Open	Staffed Beds Percent Occupancy	Licensed Beds	Licensed Bed Days Open	Licensed Beds Percent Occupancy	Discharges or Admissions	Average Length of Stay	Average Daily Census
STATE TOTAL	General/Specialty	135	130	17,513	3,806,633	6,392,245	59.6	22,100	8,066,500	47.2	769,836	4.9	10,429
	Mental Health	17	16	1,422	405,074	519,030	78.0	1,615	589,475	68.7	36,290	11.2	1,110
	Other Long Term	20	19	821	216,263	299,665	72.2	934	340,910	63.4	12,074	17.9	593
Northeast	General/Specialty	9	9	889	182,567	324,485	56.3	1,052	383,980	47.5	38,647	4.7	500
	Mental Health	1	1	84	23,426	30,660	76.4	84	30,660	76.4	4,081	5.7	64
	Other Long Term	1	1	26	6,979	9,490	73.5	26	9,490	73.5	532	13.1	19
East	General/Specialty	14	14	1,120	218,922	408,800	53.6	1,511	551,515	39.7	51,636	4.2	600
	Mental Health	2	2	153	34,017	55,845	60.9	171	62,415	54.5	5,637	6.0	93
Southeast	General/Specialty	10	10	529	84,199	193,085	43.6	859	313,535	26.9	18,369	4.6	231
Upper Cumberland	General/Specialty	12	11	861	141,335	314,265	45.0	1,037	378,505	37.3	31,530	4.5	387
	Mental Health	1	1	38	5,060	13,870	36.5	38	13,870	36.5	879	5.8	14
Mid-Cumberland	General/Specialty	16	16	1,654	289,234	603,710	47.9	1,847	674,155	42.9	69,867	4.1	792
	Mental Health	2	2	111	29,879	40,515	73.7	111	40,515	73.7	3,503	8.5	82
South Central	General/Specialty	12	12	732	103,265	267,180	38.6	965	352,225	29.3	27,088	3.8	283
	Mental Health	1	1	16	3,928	5,840	67.3	16	5,840	67.3	301	13.0	11
Northwest	General/Specialty	10	8	487	50,737	177,755	28.5	850	310,250	16.4	13,979	3.6	139
	Mental Health	1	1	16	4,274	5,840	73.2	16	5,840	73.2	231	18.5	12
	Other Long Term	1	1	40	9,375	14,600	64.2	40	14,600	64.2	733	12.8	26
Southwest	General/Specialty	9	8	260	17,578	94,900	18.5	410	149,650	11.7	5,146	3.4	48
	Mental Health	1	1	150	43,483	54,750	79.4	187	68,255	63.7	1,012	43.0	119
Memphis/Shelby	General/Specialty	13	13	3,147	790,898	1,148,655	68.9	4,177	1,524,605	51.9	137,692	5.7	2,167
	Mental Health	3	2	316	100,133	115,340	86.8	345	125,925	79.5	10,018	10.0	274
	Other Long Term	7	7	263	68,817	95,995	71.7	309	112,785	61.0	3,775	18.2	189

-- indicates unreported data

Compiled by Health Statistics, Tennessee Department of Health

Report 2, Page 1

REPORT 2
 REPORT FOR HOSPITALS 2014

HOSPITALS LICENSED IN TENNESSEE
 SELECTED UTILIZATION BY HOSPITAL TYPE AND DEPARTMENT OF HEALTH REGIONS

Department of Health Regions	Type	Number of Licensed Hospitals	Number of Reporting Hospitals	Staffed Beds	Discharge/ Inpatient Days	Staffed Bed Days Open	Staffed Beds Percent Occupancy	Licensed Beds	Licensed Bed Days Open	Licensed Beds Percent Occupancy	Discharges or Admissions	Average Length of Stay	Average Daily Census
Nashville/Davidson	General/Specialty	10	10	3,286	838,914	1,199,390	69.9	3,786	1,381,890	60.7	162,040	5.2	2,298
	Mental Health	1	1	207	64,670	75,555	85.6	300	109,500	59.1	3,642	17.8	177
	Other Long Term	4	3	202	48,984	73,730	66.4	210	76,650	63.9	2,410	20.3	134
Knoxville/Knox	General/Specialty	8	7	1,764	456,849	643,860	71.0	2,167	790,955	57.8	82,845	5.5	1,252
	Other Long Term	2	2	68	18,504	24,820	74.6	68	24,820	74.6	744	24.9	51
Chattanooga/Hamilton	General/Specialty	7	7	1,225	309,384	447,125	69.2	1,596	582,540	53.1	65,680	4.7	848
	Mental Health	3	3	306	92,498	111,690	82.8	322	117,530	78.7	6,280	14.7	253
	Other Long Term	3	3	153	41,480	55,845	74.3	198	72,270	57.4	2,718	15.3	114
Jackson/Madison	General/Specialty	2	2	763	177,450	278,495	63.7	787	287,255	61.8	32,362	5.5	486
	Mental Health	1	1	25	3,706	9,125	40.6	25	9,125	40.6	706	5.2	10
Sullivan	General/Specialty	3	3	796	145,301	290,540	50.0	1,056	385,440	37.7	32,955	4.4	398
	Other Long Term	2	2	69	22,124	25,185	87.8	83	30,295	73.0	1,162	19.0	61

-- indicates unreported data

REPORT 2A
REPORT FOR HOSPITALS 2014

HOSPITALS LICENSED IN TENNESSEE
SELECTED UTILIZATION BY TYPE OF HOSPITAL

NORTHEAST REGION

County	Facility	Type of Service	Staffed Beds	Discharge/ Inpatient Days	Staffed Bed Days Open	Staffed Beds Percent Occupancy	Licensed Beds	Licensed Bed Days Open	Licensed Beds Percent Occupancy	Discharges or Admissions	Average Length of Stay	Average Daily Census
GENERAL HOSPITALS, SPECIALTY HOSPITALS, MEDICAL CENTERS												
REGION TOTAL			889	182,567	324,485	56.3	1,052	383,980	47.5	38,647	4.7	500
Carter	Sycamore Shoals Hospital	Med-Surg	74	15,011	27,010	55.6	121	44,165	34.0	3,201	4.7	41
Greene	Laughlin Memorial Hospital	Med-Surg	140	13,123	51,100	25.7	140	51,100	25.7	3,208	4.1	36
	Takoma Regional Hospital	Med-Surg	33	11,545	12,045	95.8	100	36,500	31.6	2,408	4.8	32
Hancock	Wellmont Hancock County Hospital	Other	10	1,092	3,650	29.9	10	3,650	29.9	245	4.5	3
Hawkins	Wellmont Hawkins County Memorial Hospital	Med-Surg	46	2,947	16,790	17.6	50	18,250	16.1	1,047	2.8	8
Johnson	Johnson County Community Hospital	Med-Surg	2	35	730	4.8	2	730	4.8	14	2.5	0
Unicoi	Unicoi County Memorial Hospital, Inc.	Med-Surg	13	4,062	4,745	85.6	48	17,520	23.2	962	4.2	11
	Franklin Woods Community Hospital	Med-Surg	80	15,182	29,200	52.0	80	29,200	52.0	4,518	3.4	42
Washington	Johnson City Medical Center	Med-Surg	491	119,570	179,215	66.7	501	182,865	65.4	23,044	5.2	328
MENTAL HEALTH INSTITUTES, MENTAL HEALTH CENTERS												
REGION TOTAL			84	23,426	30,660	76.4	84	30,660	76.4	4,081	5.7	64
Washington	Woodridge Psychiatric Hospital	Psych	84	23,426	30,660	76.4	84	30,660	76.4	4,081	5.7	64
OTHER LONG TERM CARE HOSPITALS												
REGION TOTAL			26	6,979	9,490	73.5	26	9,490	73.5	532	13.1	19
Washington	James H. and Cecile Quillen Rehabilitation Hospital	Rehab	26	6,979	9,490	73.5	26	9,490	73.5	532	13.1	19

REPORT 2A
REPORT FOR HOSPITALS 2014

HOSPITALS LICENSED IN TENNESSEE
SELECTED UTILIZATION BY TYPE OF HOSPITAL

EAST REGION

County	Facility	Type of Service	Staffed Beds	Discharge/ Inpatient Days	Staffed Bed Days Open	Staffed Beds Percent Occupancy	Licensed Beds	Licensed Bed Days Open	Licensed Beds Percent Occupancy	Discharges or Admissions	Average Length of Stay	Average Daily Census
GENERAL HOSPITALS, SPECIALTY HOSPITALS, MEDICAL CENTERS												
REGION TOTAL			1,120	218,922	408,800	53.6	1,511	551,515	39.7	51,636	4.2	600
Anderson	Methodist Medical Center of Oak Ridge	Med-Surg	210	47,205	76,650	61.6	301	109,865	43.0	10,703	4.4	129
Blount	Blount Memorial Hospital	Med-Surg	238	53,425	86,870	61.5	304	110,960	48.1	10,994	4.9	146
Campbell	Jellico Community Hospital, Inc.	Med-Surg	40	4,123	14,600	28.2	54	19,710	20.9	1,441	2.9	11
	Tennova Healthcare - LaFollette Medical Center	Med-Surg	66	13,157	24,090	54.6	66	24,090	54.6	2,375	5.5	36
Claiborne	Claiborne County Hospital	Med-Surg	33	6,093	12,045	50.6	85	31,025	19.6	1,701	3.6	17
Cocke	Tennova Healthcare - Newport Medical Center	Med-Surg	36	7,747	13,140	59.0	74	27,010	28.7	2,223	3.5	21
Hamblen	Lakeway Regional Hospital	Med-Surg	65	11,282	23,725	47.6	135	49,275	22.9	2,388	4.7	31
	Morristown - Hamblen Healthcare System	Med-Surg	131	26,000	47,815	54.4	167	60,955	42.7	6,479	4.0	71
Jefferson	Tennova Healthcare - Jefferson Memorial Hospital	Med-Surg	58	6,691	21,170	31.6	58	21,170	31.6	1,979	3.4	18
Loudon	Fort Loudoun Medical Center	Med-Surg	30	7,148	10,950	65.3	50	18,250	39.2	1,814	3.9	20
Monroe	Sweetwater Hospital Association	Med-Surg	59	9,576	21,535	44.5	59	21,535	44.5	2,065	4.6	26
Roane	Roane Medical Center	Med-Surg	54	8,516	19,710	43.2	54	19,710	43.2	2,219	3.8	23
Scott	Pioneer Community Hospital of Scott	Med-Surg	25	2,484	9,125	27.2	25	9,125	27.2	637	3.9	7
Sevier	LeConte Medical Center	Med-Surg	75	15,475	27,375	56.5	79	28,835	53.7	4,618	3.4	42
MENTAL HEALTH INSTITUTES, MENTAL HEALTH CENTERS												
REGION TOTAL			153	34,017	55,845	60.9	171	62,415	54.5	5,637	6.0	93
Anderson	Ridgeview Psychiatric Hospital and Center	Psych	16	3,640	5,840	62.3	16	5,840	62.3	689	5.3	10
Blount	Peninsula Hospital	Psych	137	30,377	50,005	60.7	155	56,575	53.7	4,948	6.1	83

REPORT 2A
REPORT FOR HOSPITALS 2014

HOSPITALS LICENSED IN TENNESSEE
SELECTED UTILIZATION BY TYPE OF HOSPITAL

SOUTHEAST REGION

County	Facility	Type of Service	Staffed Beds	Discharge/ Inpatient Days	Staffed Bed Days Open	Staffed Beds Percent Occupancy	Licensed Beds	Licensed Bed Days Open	Licensed Beds Percent Occupancy	Discharges or Admissions	Average Length of Stay	Average Daily Census
GENERAL HOSPITALS, SPECIALTY HOSPITALS, MEDICAL CENTERS												
REGION TOTAL			529	84,199	193,085	43.6	859	313,535	26.9	18,369	4.6	231
Bledsoe	Erlanger Bledsoe	Other	25	1,687	9,125	18.5	25	9,125	18.5	289	5.8	5
Bradley	Skyridge Medical Center	Med-Surg	156	31,708	56,940	55.7	251	91,615	34.6	7,117	4.5	87
	Skyridge Medical Center Westside	Med-Surg	30	4,107	10,950	37.5	100	36,500	11.3	841	4.9	11
Franklin	Southern Tennessee Regional Health System - Sewanee	Med-Surg	21	1,532	7,665	20.0	21	7,665	20.0	432	3.5	4
	Southern Tennessee Regional Health System - Winchester	Med-Surg	103	18,277	37,595	48.6	152	55,480	32.9	3,874	4.7	50
McMinn	Starr Regional Medical Center	Med-Surg	63	8,365	22,995	36.4	118	43,070	19.4	2,285	3.7	23
	Starr Regional Medical Center Etowah	Med-Surg	45	3,766	16,425	22.9	72	26,280	14.3	523	7.2	10
Marion	Grandview Medical Center Jasper	Med-Surg	36	7,587	13,140	57.7	70	25,550	29.7	1,200	6.3	21
Polk	Copper Basin Medical Center	Med-Surg	25	3,644	9,125	39.9	25	9,125	39.9	791	4.6	10
Rhea	Rhea Medical Center	Med-Surg	25	3,526	9,125	38.6	25	9,125	38.6	1,017	3.5	10

REPORT 2A
REPORT FOR HOSPITALS 2014

HOSPITALS LICENSED IN TENNESSEE
SELECTED UTILIZATION BY TYPE OF HOSPITAL

UPPER CUMBERLAND REGION

County	Facility	Type of Service	Staffed Beds	Discharge/ Inpatient Days	Staffed Bed Days Open	Staffed Beds Percent Occupancy	Licensed Beds	Licensed Bed Days Open	Licensed Beds Percent Occupancy	Discharges or Admissions	Average Length of Stay	Average Daily Census
GENERAL HOSPITALS, SPECIALTY HOSPITALS, MEDICAL CENTERS												
REGION TOTAL			861	141,335	314,265	45.0	1,037	378,505	37.3	31,530	4.5	387
Cannon	Stones River Hospital	Med-Surg	50	4,816	18,250	26.4	60	21,900	22.0	794	6.1	13
Clay	Cumberland River Hospital	Med-Surg	34	4,072	12,410	32.8	36	13,140	31.0	609	6.7	11
Cumberland	Cumberland Medical Center	Med-Surg	122	24,244	44,530	54.4	189	68,985	35.1	5,489	4.4	66
DeKalb	DeKalb Community Hospital	Med-Surg	56	3,363	20,440	16.5	71	25,915	13.0	940	3.6	9
Fentress	Jamestown Regional Medical Center	Med-Surg	75	7,099	27,375	25.9	85	31,025	22.9	1,647	4.3	19
Macon	Macon County General Hospital	Med-Surg	25	3,121	9,125	34.2	25	9,125	34.2	817	3.8	9
Overton	Livingston Regional Hospital	Med-Surg	82	14,233	29,930	47.6	114	41,610	34.2	2,611	5.5	39
Putnam	Cookeville Regional Medical Center	Med-Surg	243	57,110	88,695	64.4	247	90,155	63.3	13,393	4.3	156
Smith	Riverview Regional Medical Center South	Other	25	6,294	9,125	69.0	25	9,125	69.0	1,183	5.3	17
Warren	River Park Hospital	Med-Surg	125	11,341	45,625	24.9	125	45,625	24.9	2,935	3.9	31
White	Highlands Medical Center	Med-Surg	24	5,642	8,760	64.4	60	21,900	25.8	1,112	5.1	15
MENTAL HEALTH INSTITUTES, MENTAL HEALTH CENTERS												
REGION TOTAL			38	5,060	13,870	36.5	38	13,870	36.5	879	5.8	14
Putnam	PremierCare Tennessee, Inc.	Psych	38	5,060	13,870	36.5	38	13,870	36.5	879	5.8	14

REPORT 2A
REPORT FOR HOSPITALS 2014

HOSPITALS LICENSED IN TENNESSEE
SELECTED UTILIZATION BY TYPE OF HOSPITAL

MID-CUMBERLAND REGION

County	Facility	Type of Service	Staffed Beds	Discharge/ Inpatient Days	Staffed Bed Days Open	Staffed Beds Percent Occupancy	Licensed Beds	Licensed Bed Days Open	Licensed Beds Percent Occupancy	Discharges or Admissions	Average Length of Stay	Average Daily Census
GENERAL HOSPITALS, SPECIALTY HOSPITALS, MEDICAL CENTERS												
REGION TOTAL			1,654	289,234	603,710	47.9	1,847	674,155	42.9	69,867	4.1	792
Cheatham	TriStar Ashland City Medical Center	Med-Surg	12	1,613	4,380	36.8	12	4,380	36.8	276	5.8	4
Dickson	TriStar Horizon Medical Center	Med-Surg	120	19,198	43,800	43.8	157	57,305	33.5	4,668	4.1	53
Houston	Houston County Community Hospital	Med-Surg	25	2,527	9,125	27.7	25	9,125	27.7	546	4.6	7
Humphreys	Three Rivers Hospital	Med-Surg	25	1,282	9,125	14.0	25	9,125	14.0	372	3.4	4
Montgomery	Gateway Medical Center	Med-Surg	220	36,792	80,300	45.8	270	98,550	37.3	9,784	3.8	101
Robertson	NorthCrest Medical Center	Med-Surg	66	12,263	24,090	50.9	109	39,785	30.8	2,937	4.2	34
Rutherford	Saint Thomas Rutherford Hospital	Med-Surg	285	58,744	104,025	56.5	286	104,390	56.3	15,642	3.8	161
	TriStar StoneCrest Medical Center	Med-Surg	109	17,480	39,785	43.9	109	39,785	43.9	5,277	3.3	48
	Trustpoint Hospital	Other	96	21,095	35,040	60.2	96	35,040	60.2	2,418	8.7	58
Sumner	Portland Medical Center	Other	0	0	0	--	38	13,870	0.0	0	#Num!	0
	Sumner Regional Medical Center	Med-Surg	155	36,733	56,575	64.9	155	56,575	64.9	8,142	4.5	101
	TriStar Hendersonville Medical Center	Med-Surg	99	19,295	36,135	53.4	110	40,150	48.1	5,692	3.4	53
Trousdale	Trousdale Medical Center	Other	12	2,133	4,380	48.7	25	9,125	23.4	450	4.7	6
Williamson	Williamson Medical Center	Med-Surg	185	29,465	67,525	43.6	185	67,525	43.6	7,989	3.7	81
Wilson	McFarland Hospital	Psych	75	9,055	27,375	33.1	75	27,375	33.1	1,036	8.7	25
	University Medical Center	Med-Surg	170	21,559	62,050	34.7	170	62,050	34.7	4,638	4.6	59
MENTAL HEALTH INSTITUTES, MENTAL HEALTH CENTERS												
REGION TOTAL			111	29,879	40,515	73.7	111	40,515	73.7	3,503	8.5	82
Montgomery	Behavioral Healthcare Center at Clarksville	Psych	26	5,213	9,490	54.9	26	9,490	54.9	318	16.4	14
Williamson	Rolling Hills Hospital	Psych	85	24,666	31,025	79.5	85	31,025	79.5	3,185	7.7	68

-- indicates that value could not be calculated

REPORT 2A
REPORT FOR HOSPITALS 2014

HOSPITALS LICENSED IN TENNESSEE
SELECTED UTILIZATION BY TYPE OF HOSPITAL

SOUTH CENTRAL REGION

County	Facility	Type of Service	Staffed Beds	Discharge/ Inpatient Days	Staffed Bed Days Open	Staffed Beds Percent Occupancy	Licensed Beds	Licensed Bed Days Open	Licensed Beds Percent Occupancy	Discharges or Admissions	Average Length of Stay	Average Daily Census
GENERAL HOSPITALS, SPECIALTY HOSPITALS, MEDICAL CENTERS												
REGION TOTAL			732	103,265	267,180	38.6	965	352,225	29.3	27,088	3.8	283
Bedford	Heritage Medical Center	Med-Surg	52	6,220	18,980	32.8	60	21,900	28.4	1,793	3.5	17
Coffee	Harton Regional Medical Center	Med-Surg	107	20,521	39,055	52.5	135	49,275	41.6	4,834	4.2	56
	Medical Center of Manchester	Med-Surg	15	3,466	5,475	63.3	25	9,125	38.0	1,102	3.1	9
	United Regional Medical Center	Med-Surg	36	2,599	13,140	19.8	54	19,710	13.2	812	3.2	7
Giles	Hillside Hospital	Med-Surg	81	6,908	29,565	23.4	95	34,675	19.9	1,602	4.3	19
Hickman	Saint Thomas Hickman Hospital	Other	25	1,445	9,125	15.8	25	9,125	15.8	215	6.7	4
Lawrence	Southern Tennessee Regional Health System-Lawrencburg	Med-Surg	80	6,973	29,200	23.9	99	36,135	19.3	1,861	3.7	19
Lincoln	Lincoln Medical Center	Med-Surg	59	6,115	21,535	28.4	59	21,535	28.4	1,396	4.4	17
Marshall	Marshall Medical Center	Med-Surg	12	491	4,380	11.2	25	9,125	5.4	190	2.6	1
Maury	Maury Regional Hospital	Med-Surg	194	41,727	70,810	58.9	255	93,075	44.8	12,043	3.5	114
Perry	Perry Community Hospital	Med-Surg	39	5,068	14,235	35.6	53	19,345	26.2	734	6.9	14
Wayne	Wayne Medical Center	Med-Surg	32	1,732	11,680	14.8	80	29,200	5.9	506	3.4	5
MENTAL HEALTH INSTITUTES, MENTAL HEALTH CENTERS												
REGION TOTAL			16	3,928	5,840	67.3	16	5,840	67.3	301	13.0	11
Maury	Behavioral Healthcare Center at Columbia	Psych	16	3,928	5,840	67.3	16	5,840	67.3	301	13.0	11

REPORT 2A
REPORT FOR HOSPITALS 2014

HOSPITALS LICENSED IN TENNESSEE
SELECTED UTILIZATION BY TYPE OF HOSPITAL

NORTHWEST REGION

County	Facility	Type of Service	Staffed Beds	Discharge/ Inpatient Days	Staffed Bed Days Open	Staffed Beds Percent Occupancy	Licensed Beds	Licensed Bed Days Open	Licensed Beds Percent Occupancy	Discharges or Admissions	Average Length of Stay	Average Daily Census
GENERAL HOSPITALS, SPECIALTY HOSPITALS, MEDICAL CENTERS												
REGION TOTAL			487	50,737	177,755	28.5	850	310,250	16.4	13,979	3.6	139
Benton	Camden General Hospital	Med-Surg	25	1,811	9,125	19.8	25	9,125	19.8	298	6.1	5
Carroll	Baptist Memorial Hospital - Huntingdon	Med-Surg	33	3,418	12,045	28.4	70	25,550	13.4	695	4.9	9
	McKenzie Regional Hospital	Med-Surg	35	2,945	12,775	23.1	45	16,425	17.9	1,118	2.6	8
Dyer	Dyersburg Regional Medical Center	Med-Surg	115	12,606	41,975	30.0	225	82,125	15.3	4,117	3.1	35
Gibson	Milan General Hospital	Med-Surg	28	1,941	10,220	19.0	70	25,550	7.6	411	4.7	5
Henry	Henry County Medical Center	Med-Surg	101	13,436	36,865	36.4	142	51,830	25.9	3,252	4.1	37
Obion	Baptist Memorial Hospital - Union City	Med-Surg	85	9,978	31,025	32.2	173	63,145	15.8	2,598	3.8	27
Weakley	Volunteer Community Hospital	Med-Surg	65	4,602	23,725	19.4	100	36,500	12.6	1,490	3.1	13
MENTAL HEALTH INSTITUTES, MENTAL HEALTH CENTERS												
REGION TOTAL			16	4,274	5,840	73.2	16	5,840	73.2	231	18.5	12
Weakly	Behavioral Healthcare Center at Martin	Psych	16	4,274	5,840	73.2	16	5,840	73.2	231	18.5	12
OTHER LONG TERM CARE HOSPITALS												
REGION TOTAL			40	9,375	14,600	64.2	40	14,600	64.2	733	12.8	26
Weakley	HealthSouth Cane Creek Rehabilitation Center	Rehab	40	9,375	14,600	64.2	40	14,600	64.2	733	12.8	26

REPORT 2A
REPORT FOR HOSPITALS 2014

HOSPITALS LICENSED IN TENNESSEE
SELECTED UTILIZATION BY TYPE OF HOSPITAL

SOUTHWEST REGION

County	Facility	Type of Service	Staffed Beds	Discharge/ Inpatient Days	Staffed Bed Days Open	Staffed Beds Percent Occupancy	Licensed Beds	Licensed Bed Days Open	Licensed Beds Percent Occupancy	Discharges or Admissions	Average Length of Stay	Average Daily Census
GENERAL HOSPITALS, SPECIALTY HOSPITALS, MEDICAL CENTERS												
REGION TOTAL			260	17,578	94,900	18.5	410	149,650	11.7	5,146	3.4	48
Decatur	Decatur County General Hospital	Med-Surg	27	2,699	9,855	27.4	40	14,600	18.5	600	4.5	7
Fayette	Methodist Healthcare - Fayette Hospital	Med-Surg	10	442	3,650	12.1	46	16,790	2.6	145	3.0	1
Hardeman	Bolivar General Hospital	Med-Surg	15	675	5,475	12.3	51	18,615	3.6	171	3.9	2
Hardin	Hardin Medical Center	Med-Surg	49	5,706	17,885	31.9	58	21,170	27.0	1,507	3.8	16
Henderson	Henderson County Community Hospital	Med-Surg	45	1,168	16,425	7.1	45	16,425	7.1	401	2.9	3
Lauderdale	Lauderdale Community Hospital	Med-Surg	25	984	9,125	10.8	25	9,125	10.8	263	3.7	3
McNairy	McNairy Regional Hospital	Med-Surg	45	2,589	16,425	15.8	45	16,425	15.8	852	3.0	7
Tipton	Baptist Memorial Hospital - Tipton	Med-Surg	44	3,315	16,060	20.6	100	36,500	9.1	1,207	2.7	9
MENTAL HEALTH INSTITUTES, MENTAL HEALTH CENTERS												
REGION TOTAL			150	43,483	54,750	79.4	187	68,255	63.7	1,012	43.0	119
Hardeman	Western Mental Health Institute	Psych	150	43,483	54,750	79.4	187	68,255	63.7	1,012	43.0	119

REPORT 2A
REPORT FOR HOSPITALS 2014

HOSPITALS LICENSED IN TENNESSEE
SELECTED UTILIZATION BY TYPE OF HOSPITAL

MEMPHIS/SHELBY REGION

County	Facility	Type of Service	Staffed Beds	Discharge/ Inpatient Days	Staffed Bed Days Open	Staffed Beds Percent Occupancy	Licensed Beds	Licensed Bed Days Open	Licensed Beds Percent Occupancy	Discharges or Admissions	Average Length of Stay	Average Daily Census
GENERAL HOSPITALS, SPECIALTY HOSPITALS, MEDICAL CENTERS												
REGION TOTAL			3,147	790,898	1,148,655	68.9	4,177	1,524,605	51.9	137,692	5.7	2,167
Shelby	Baptist Memorial Hospital	Med-Surg	547	155,576	199,655	77.9	706	257,690	60.4	24,737	6.3	426
	Baptist Memorial Hospital - Collierville	Med-Surg	81	9,352	29,565	31.6	81	29,565	31.6	2,372	3.9	26
	Baptist Memorial Hospital for Women	Med-Surg	140	24,154	51,100	47.3	140	51,100	47.3	6,098	4.0	66
	Delta Medical Center	Med-Surg	173	45,227	63,145	71.6	243	88,695	51.0	4,460	10.1	124
	Lebonheur Children's Medical Center	Pediatric	250	59,462	91,250	65.2	255	93,075	63.9	9,511	6.3	163
	Methodist Healthcare - Memphis Hospitals	Med-Surg	428	114,319	156,220	73.2	617	225,205	50.8	17,862	6.4	313
	Methodist Hospital - Germantown	Med-Surg	309	78,586	112,785	69.7	309	112,785	69.7	17,813	4.4	215
	Methodist Hospital - North	Med-Surg	222	57,517	81,030	71.0	246	89,790	64.1	10,803	5.3	158
	Methodist Hospital - South	Med-Surg	143	24,700	52,195	47.3	156	56,940	43.4	6,354	3.9	68
	Regional One Health	Other	309	87,930	112,785	78.0	631	230,315	38.2	12,392	7.1	241
	Saint Francis Hospital	Med-Surg	326	88,021	118,990	74.0	519	189,435	46.5	15,982	5.5	241
	Saint Francis Hospital - Bartlett	Med-Surg	156	31,118	56,940	54.7	196	71,540	43.5	6,383	4.9	85
	Saint Jude Children's Research Hospital	Other	63	14,936	22,995	65.0	78	28,470	52.5	2,925	5.1	41
MENTAL HEALTH INSTITUTES, MENTAL HEALTH CENTERS												
REGION TOTAL			316	100,133	115,340	86.8	345	125,925	79.5	10,018	10.0	274
Shelby	Lakeside Behavioral Health System	Psych	261	83,256	95,265	87.4	290	105,850	78.7	8,453	9.8	228
	Memphis Mental Health Institute	Psych	55	16,877	20,075	84.1	55	20,075	84.1	1,565	10.8	46
OTHER LONG TERM CARE HOSPITALS												
REGION TOTAL			263	68,817	95,995	71.7	309	112,785	61.0	3,775	18.2	189
Shelby	Baptist Memorial Restorative Care Hospital	Long-Term	30	8,449	10,950	77.2	30	10,950	77.2	259	32.6	23
	Baptist Rehabilitation - Germantown	Rehab	40	1,443	14,600	9.9	50	18,250	7.9	127	11.4	4
	HealthSouth Rehabilitation Hospital - North	Rehab	50	13,905	18,250	76.2	50	18,250	76.2	1,108	12.5	38
	HealthSouth Rehabilitation Hospital of Memphis	Rehab	53	17,804	19,345	92.0	80	29,200	61.0	1,361	13.1	49
	Methodist Extended Care Hospital, Inc.	Long-Term	36	11,752	13,140	89.4	36	13,140	89.4	435	27.0	32
	Regional Med Extended Care Hospital	Long-Term	15	1,711	5,475	31.3	24	8,760	19.5	63	27.2	5
	Select Specialty Hospital - Memphis	Long-Term	39	13,753	14,235	96.6	39	14,235	96.6	422	32.6	38

REPORT 2A
REPORT FOR HOSPITALS 2014

HOSPITALS LICENSED IN TENNESSEE
SELECTED UTILIZATION BY TYPE OF HOSPITAL

NASHVILLE/DAVIDSON REGION

County	Facility	Type of Service	Staffed Beds	Discharge/ Inpatient Days	Staffed Bed Days Open	Staffed Beds Percent Occupancy	Licensed Beds	Licensed Bed Days Open	Licensed Beds Percent Occupancy	Discharges or Admissions	Average Length of Stay	Average Daily Census
GENERAL HOSPITALS, SPECIALTY HOSPITALS, MEDICAL CENTERS												
REGION TOTAL			3,286	838,914	1,199,390	69.9	3,786	1,381,890	60.7	162,040	5.2	2,298
Davidson	Metro Nashville General Hospital	Med-Surg	116	17,250	42,340	40.7	150	54,750	31.5	3,754	4.6	47
	Saint Thomas Hospital for Spinal Surgery	Med-Surg	23	1,648	8,395	19.6	23	8,395	19.6	1,189	1.4	5
	Saint Thomas Midtown Hospital	Med-Surg	437	103,516	159,505	64.9	683	249,295	41.5	23,196	4.5	284
	Saint Thomas West Hospital	Med-Surg	410	91,361	149,650	61.0	541	197,465	46.3	19,017	4.8	250
	Skyline Medical Center Campus	Med-Surg	121	29,816	44,165	67.5	162	59,130	50.4	3,571	8.3	82
	TriStar Centennial Medical Center	Med-Surg	656	165,182	239,440	69.0	657	239,805	68.9	29,773	5.5	453
	TriStar Skyline Medical Center	Med-Surg	214	60,163	78,110	77.0	223	81,395	73.9	10,938	5.5	165
	TriStar Southern Hills Medical Center	Med-Surg	109	22,039	39,785	55.4	126	45,990	47.9	4,581	4.8	60
	TriStar Summit Medical Center	Med-Surg	196	45,132	71,540	63.1	196	71,540	63.1	10,599	4.3	124
	Vanderbilt University Hospitals	Med-Surg	1,004	302,807	366,460	82.6	1,025	374,125	80.9	55,422	5.5	830
MENTAL HEALTH INSTITUTES, MENTAL HEALTH CENTERS												
REGION TOTAL			207	64,670	75,555	85.6	300	109,500	59.1	3,642	17.8	177
Davidson	Middle Tennessee Mental Health Institute	Psych	207	64,670	75,555	85.6	300	109,500	59.1	3,642	17.8	177
OTHER LONG TERM CARE HOSPITALS												
REGION TOTAL			202	48,984	73,730	66.4	210	76,650	63.9	2,410	20.3	134
Davidson	Kindred Hospital - Nashville	Long-Term	56	9,208	20,440	45.0	60	21,900	42.0	349	26.4	25
	Select Specialty Hospital - Nashville	Long-Term	66	19,459	24,090	80.8	70	25,550	76.2	537	36.2	53
	Vanderbilt Stallworth Rehabilitation Hospital	Rehab	80	20,317	29,200	69.6	80	29,200	69.6	1,524	13.3	56

REPORT 2A
REPORT FOR HOSPITALS 2014

HOSPITALS LICENSED IN TENNESSEE
SELECTED UTILIZATION BY TYPE OF HOSPITAL

KNOXVILLE/KNOX REGION

County	Facility	Type of Service	Staffed Beds	Discharge/ Inpatient Days	Staffed Bed Days Open	Staffed Beds Percent Occupancy	Licensed Beds	Licensed Bed Days Open	Licensed Beds Percent Occupancy	Discharges or Admissions	Average Length of Stay	Average Daily Census
GENERAL HOSPITALS, SPECIALTY HOSPITALS, MEDICAL CENTERS												
REGION TOTAL			1,764	456,849	643,860	71.0	2,167	790,955	57.8	82,845	5.5	1,252
Knox	East Tennessee Children's Hospital	Pediatric	152	38,659	55,480	69.7	152	55,480	69.7	5,828	6.6	106
	Fort Sanders Regional Medical Center	Med-Surg	360	85,516	131,400	65.1	517	188,705	45.3	15,958	5.4	234
	North Knoxville Medical Center	Med-Surg	83	18,308	30,295	60.4	108	39,420	46.4	3,675	5.0	50
	Parkwest Medical Center	Med-Surg	297	77,791	108,405	71.8	307	112,055	69.4	16,054	4.8	213
	Tennova Healthcare	Med-Surg	218	69,688	79,570	87.6	401	146,365	47.6	11,627	6.0	191
	Turkey Creek Medical Center	Med-Surg	101	16,340	36,865	44.3	101	36,865	44.3	4,306	3.8	45
	University of Tennessee Memorial Hospital	Med-Surg	553	150,547	201,845	74.6	581	212,065	71.0	25,397	5.9	412
OTHER LONG TERM CARE HOSPITALS												
REGION TOTAL			68	18,504	24,820	74.6	68	24,820	74.6	744	24.9	51
Knox	Select Specialty Hospital - Knoxville	Long-Term	35	9,275	12,775	72.6	35	12,775	72.6	384	24.2	25
	Select Specialty Hospital - North Knoxville	Long-Term	33	9,229	12,045	76.6	33	12,045	76.6	360	25.6	25

REPORT 2A
REPORT FOR HOSPITALS 2014

HOSPITALS LICENSED IN TENNESSEE
SELECTED UTILIZATION BY TYPE OF HOSPITAL

CHATTANOOGA/HAMILTON REGION

County	Facility	Type of Service	Staffed Beds	Discharge/ Inpatient Days	Staffed Bed Days Open	Staffed Beds Percent Occupancy	Licensed Beds	Licensed Bed Days Open	Licensed Beds Percent Occupancy	Discharges or Admissions	Average Length of Stay	Average Daily Census
GENERAL HOSPITALS, SPECIALTY HOSPITALS, MEDICAL CENTERS												
REGION TOTAL			1,225	309,384	447,125	69.2	1,596	582,540	53.1	65,680	4.7	848
Hamilton	Erlanger East	Med-Surg	37	4,643	13,505	34.4	43	15,695	29.6	2,090	2.2	13
	Erlanger Medical Center	Med-Surg	491	129,600	179,215	72.3	688	251,120	51.6	26,486	4.9	355
	Erlanger North	Med-Surg	12	3,628	4,380	82.8	57	20,805	17.4	262	13.8	10
	Memorial Healthcare System, Inc.	Med-Surg	336	96,869	122,640	79.0	336	122,640	79.0	19,670	4.9	265
	Memorial North Park	Med-Surg	69	17,461	25,185	69.3	69	25,185	69.3	4,232	4.1	48
	Parkridge East Hospital	Med-Surg	114	19,777	41,610	47.5	128	46,720	42.3	5,042	3.9	54
	Parkridge Medical Center, Inc.	Med-Surg	166	37,406	60,590	61.7	275	100,375	37.3	7,898	4.7	102
MENTAL HEALTH INSTITUTES, MENTAL HEALTH CENTERS												
REGION TOTAL			306	92,498	111,690	82.8	322	117,530	78.7	6,280	14.7	253
Hamilton	Moccasin Bend Mental Health Institute	Psych	150	49,875	54,750	91.1	150	54,750	91.1	2,999	16.6	137
	Parkridge Valley Adult and Senior Services	Psych	48	12,420	17,520	70.9	64	23,360	53.2	2,070	6.0	34
	Parkridge Valley Child and Adolescents Hospital	Psych	108	30,203	39,420	76.6	108	39,420	76.6	1,211	24.9	83
OTHER LONG TERM CARE HOSPITALS												
REGION TOTAL			153	41,480	55,845	74.3	198	72,270	57.4	2,718	15.3	114
Hamilton	HealthSouth Chattanooga Rehabilitation Hospital	Rehab	50	13,594	18,250	74.5	69	25,185	54.0	1,062	12.8	37
	Kindred Hospital - Chattanooga	Long-Term	35	9,678	12,775	75.8	49	17,885	54.1	350	27.7	27
	Siskin Hospital for Physical Rehabilitation	Rehab	68	18,208	24,820	73.4	80	29,200	62.4	1,306	13.9	50

REPORT 2A
 REPORT FOR HOSPITALS 2014

HOSPITALS LICENSED IN TENNESSEE
 SELECTED UTILIZATION BY TYPE OF HOSPITAL

JACKSON/MADISON REGION

County	Facility	Type of Service	Staffed Beds	Discharge/ Inpatient Days	Staffed Bed Days Open	Staffed Beds Percent Occupancy	Licensed Beds	Licensed Bed Days Open	Licensed Beds Percent Occupancy	Discharges or Admissions	Average Length of Stay	Average Daily Census
GENERAL HOSPITALS, SPECIALTY HOSPITALS, MEDICAL CENTERS												
REGION TOTAL			763	177,450	278,495	63.7	787	287,255	61.8	32,362	5.5	486
Madison	Jackson - Madison County General Hospital	Med-Surg	635	154,191	231,775	66.5	635	231,775	66.5	26,732	5.8	422
	Regional Hospital of Jackson	Med-Surg	128	23,259	46,720	49.8	152	55,480	41.9	5,630	4.1	64
MENTAL HEALTH INSTITUTES, MENTAL HEALTH CENTERS												
REGION TOTAL			25	3,706	9,125	40.6	25	9,125	40.6	706	5.2	10
Madison	Pathways of Tennessee	Psych	25	3,706	9,125	40.6	25	9,125	40.6	706	5.2	10

REPORT 2A
REPORT FOR HOSPITALS 2014

HOSPITALS LICENSED IN TENNESSEE
SELECTED UTILIZATION BY TYPE OF HOSPITAL

SULLIVAN REGION

County	Facility	Type of Service	Staffed Beds	Discharge/ Inpatient Days	Staffed Bed Days Open	Staffed Beds Percent Occupancy	Licensed Beds	Licensed Bed Days Open	Licensed Beds Percent Occupancy	Discharges or Admissions	Average Length of Stay	Average Daily Census
GENERAL HOSPITALS, SPECIALTY HOSPITALS, MEDICAL CENTERS												
REGION TOTAL			796	145,301	290,540	50.0	1,056	385,440	37.7	32,955	4.4	398
Sullivan	Indian Path Medical Center	Med-Surg	160	24,162	58,400	41.4	239	87,235	27.7	5,582	4.3	66
	Wellmont - Holston Valley Medical Center, Inc.	Med-Surg	375	78,699	136,875	57.5	505	184,325	42.7	17,559	4.5	216
	Wellmont Bristol Regional Medical Center	Med-Surg	261	42,440	95,265	44.5	312	113,880	37.3	9,814	4.3	116
OTHER LONG TERM CARE HOSPITALS												
REGION TOTAL			69	22,124	25,185	87.8	83	30,295	73.0	1,162	19.0	61
Sullivan	HealthSouth Rehabilitation Hospital	Rehab	36	11,352	13,140	86.4	50	18,250	62.2	771	14.7	31
	Select Specialty Hospitals - Tricities, Inc.	Long-Term	33	10,772	12,045	89.4	33	12,045	89.4	391	27.5	30

REPORT 3
REPORT FOR HOSPITALS 2014

SHORT-TERM HOSPITALS LICENSED IN TENNESSEE
 PATIENT ORIGIN DATA - ADMISSIONS OR DISCHARGES ACCORDING TO
 COUNTY OF RESIDENCE BY LOCATION OF FACILITY

Resident County: Anderson

Facility Location/Name	Patients	Percent
Total Patients	8,213	100.0
Anderson	4,636	56.4
Methodist Medical Center of Oak Ridge	4,636	
Blount	48	0.6
Blount Memorial Hospital	48	
Campbell	68	0.8
Jellico Community Hospital, Inc.	3	
Tennova Healthcare - LaFollette Medical Center	65	
Cannon	2	0.0
Stones River Hospital	2	
Claiborne	3	0.0
Claiborne County Hospital	3	
Coffee	1	0.0
Harton Regional Medical Center	1	
Cumberland	1	0.0
Cumberland Medical Center	1	
Davidson	128	1.6
Saint Thomas Hospital for Spinal Surgery	1	
Saint Thomas Midtown Hospital	2	
Saint Thomas West Hospital	4	
TriStar Centennial Medical Center	13	
TriStar Sky line Medical Center	1	
Vanderbilt University Hospitals	107	
Fentress	7	0.1
Jamestown Regional Medical Center	7	
Greene	2	0.0
Takoma Regional Hospital	2	
Hamblen	1	0.0
Morristown - Hamblen Healthcare System	1	
Hamilton	12	0.1
Erlanger Medical Center	8	
Parkridge East Hospital	2	

Resident County: Anderson

Facility Location/Name	Patients	Percent
Hamilton		
Parkridge Medical Center, Inc.	2	
Knox	3,258	39.7
East Tennessee Children's Hospital	302	
Fort Sanders Regional Medical Center	471	
North Knoxville Medical Center	414	
Parkwest Medical Center	770	
Tennova Healthcare	411	
Turkey Creek Medical Center	196	
University of Tennessee Memorial Hospital	694	
Loudon	4	0.0
Fort Loudoun Medical Center	4	
McMinn	2	0.0
Starr Regional Medical Center	1	
Starr Regional Medical Center Etowah	1	
Putnam	1	0.0
Cookeville Regional Medical Center	1	
Roane	13	0.2
Roane Medical Center	13	
Rutherford	3	0.0
Saint Thomas Rutherford Hospital	2	
TriStar StoneCrest Medical Center	1	
Sevier	9	0.1
LeConte Medical Center	9	
Shelby	3	0.0
Methodist Healthcare - Memphis Hospitals	3	
Sullivan	5	0.1
Indian Path Medical Center	1	
Wellmont - Holston Valley Medical Center, Inc.	2	
Wellmont Bristol Regional Medical Center	2	
Washington	3	0.0
Johnson City Medical Center	3	

REPORT 3
REPORT FOR HOSPITALS 2014

SHORT-TERM HOSPITALS LICENSED IN TENNESSEE
 PATIENT ORIGIN DATA - ADMISSIONS OR DISCHARGES ACCORDING TO
 COUNTY OF RESIDENCE BY LOCATION OF FACILITY

Resident County: Anderson

Facility Location/Name	Patients	Percent
White	2	0.0
Highlands Medical Center	2	
Wilson	1	0.0
University Medical Center	1	

Resident County: Bedford

Facility Location/Name	Patients	Percent
Total Patients	5,312	100.0
Bedford	1,559	29.3
Heritage Medical Center	1,559	
Blount	5	0.1
Blount Memorial Hospital	5	
Cannon	17	0.3
Stones River Hospital	17	
Coffee	735	13.8
Harton Regional Medical Center	715	
Medical Center of Manchester	6	
United Regional Medical Center	14	
Cumberland	1	0.0
Cumberland Medical Center	1	
Davidson	1,454	27.4
Metro Nashville General Hospital	4	
Saint Thomas Hospital for Spinal Surgery	6	
Saint Thomas Midtown Hospital	121	
Saint Thomas West Hospital	189	
Sky line Medical Center Campus	27	
TriStar Centennial Medical Center	244	
TriStar Sky line Medical Center	10	
TriStar Southern Hills Medical Center	20	
TriStar Summit Medical Center	9	
Vanderbilt University Hospitals	824	

Resident County: Bedford

Facility Location/Name	Patients	Percent
Franklin	56	1.1
Southern Tennessee Regional Health System - Winchester	56	
Hamblen	1	0.0
Morristown - Hamblen Healthcare System	1	
Hamilton	19	0.4
Erlanger Medical Center	16	
Parkridge East Hospital	2	
Parkridge Medical Center, Inc.	1	
Jefferson	1	0.0
Tennova Healthcare - Jefferson Memorial Hospital	1	
Knox	7	0.1
Tennova Healthcare	2	
University of Tennessee Memorial Hospital	5	
Lawrence	1	0.0
Southern Tennessee Regional Health System-Lawrencburg	1	
Lincoln	12	0.2
Lincoln Medical Center	12	
Madison	4	0.1
Jackson - Madison County General Hospital	3	
Regional Hospital of Jackson	1	
Marshall	5	0.1
Marshall Medical Center	5	
Maury	42	0.8
Maury Regional Hospital	42	
Putnam	1	0.0
Cookeville Regional Medical Center	1	
Rutherford	1,280	24.1
Saint Thomas Rutherford Hospital	1,058	
TriStar StoneCrest Medical Center	71	
Trustpoint Hospital	151	
Shelby	8	0.2
Lebonheur Children's Medical Center	2	

REPORT 3
 REPORT FOR HOSPITALS 2014

SHORT-TERM HOSPITALS LICENSED IN TENNESSEE
 PATIENT ORIGIN DATA - ADMISSIONS OR DISCHARGES ACCORDING TO
 COUNTY OF RESIDENCE BY LOCATION OF FACILITY

Resident County: Bedford

Facility Location/Name	Patients	Percent
Shelby		
Regional One Health	3	
Saint Francis Hospital	3	
Sumner	3	0.1
Sumner Regional Medical Center	3	
Washington	1	0.0
Johnson City Medical Center	1	
Williamson	84	1.6
Williamson Medical Center	84	
Wilson	16	0.3
McFarland Hospital	14	
University Medical Center	2	

Resident County: Benton

Facility Location/Name	Patients	Percent
Total Patients	2,088	100.0
Anderson	1	0.0
Methodist Medical Center of Oak Ridge	1	
Benton	275	13.2
Camden General Hospital	275	
Carroll	100	4.8
Baptist Memorial Hospital - Huntingdon	43	
McKenzie Regional Hospital	57	
Davidson	552	26.4
Saint Thomas Hospital for Spinal Surgery	5	
Saint Thomas Midtown Hospital	34	
Saint Thomas West Hospital	231	
Sky line Medical Center Campus	2	
TriStar Centennial Medical Center	73	
TriStar Sky line Medical Center	6	
TriStar Southern Hills Medical Center	2	

Resident County: Benton

Facility Location/Name	Patients	Percent
Davidson		
Vanderbilt University Hospitals	199	
Decatur	2	0.1
Decatur County General Hospital	2	
Dickson	11	0.5
TriStar Horizon Medical Center	11	
Gibson	2	0.1
Milan General Hospital	2	
Henry	491	23.5
Henry County Medical Center	491	
Humphreys	2	0.1
Three Rivers Hospital	2	
Loudon	1	0.0
Fort Loudoun Medical Center	1	
Madison	578	27.7
Jackson - Madison County General Hospital	525	
Regional Hospital of Jackson	53	
Maury	1	0.0
Maury Regional Hospital	1	
Montgomery	2	0.1
Gateway Medical Center	2	
Obion	11	0.5
Baptist Memorial Hospital - Union City	11	
Perry	7	0.3
Perry Community Hospital	7	
Putnam	1	0.0
Cookeville Regional Medical Center	1	
Robertson	1	0.0
NorthCrest Medical Center	1	
Rutherford	4	0.2
Saint Thomas Rutherford Hospital	2	
TriStar StoneCrest Medical Center	1	

REPORT 3
REPORT FOR HOSPITALS 2014

SHORT-TERM HOSPITALS LICENSED IN TENNESSEE
 PATIENT ORIGIN DATA - ADMISSIONS OR DISCHARGES ACCORDING TO
 COUNTY OF RESIDENCE BY LOCATION OF FACILITY

Resident County: Benton

Facility Location/Name	Patients	Percent
Rutherford		
Trustpoint Hospital	1	
Shelby	43	2.1
Baptist Memorial Hospital	5	
Baptist Memorial Hospital - Collierville	1	
Delta Medical Center	12	
Lebonheur Children's Medical Center	2	
Methodist Healthcare - Memphis Hospitals	11	
Methodist Hospital - Germantown	3	
Regional One Health	7	
Saint Francis Hospital	1	
Saint Francis Hospital - Bartlett	1	
Sumner	2	0.1
Sumner Regional Medical Center	1	
TriStar Hendersonville Medical Center	1	
Williamson	1	0.0
Williamson Medical Center	1	

Resident County: Bledsoe

Facility Location/Name	Patients	Percent
Total Patients	1,292	100.0
Anderson	7	0.5
Methodist Medical Center of Oak Ridge	7	
Bledsoe	215	16.6
Erlanger Bledsoe	215	
Blount	2	0.2
Blount Memorial Hospital	2	
Bradley	7	0.5
Skyridge Medical Center	4	
Skyridge Medical Center Westside	3	

Resident County: Bledsoe

Facility Location/Name	Patients	Percent
Coffee	1	0.1
Harton Regional Medical Center	1	
Cumberland	183	14.2
Cumberland Medical Center	183	
Davidson	88	6.8
Metro Nashville General Hospital	55	
Saint Thomas Midtown Hospital	1	
Saint Thomas West Hospital	6	
TriStar Centennial Medical Center	5	
TriStar Skyline Medical Center	1	
TriStar Summit Medical Center	1	
Vanderbilt University Hospitals	19	
Hamilton	646	50.0
Erlanger East	12	
Erlanger Medical Center	420	
Erlanger North	6	
Memorial Healthcare System, Inc.	109	
Memorial North Park	34	
Parkridge East Hospital	9	
Parkridge Medical Center, Inc.	56	
Knox	30	2.3
East Tennessee Children's Hospital	6	
Fort Sanders Regional Medical Center	7	
Parkwest Medical Center	6	
Tennova Healthcare	2	
Turkey Creek Medical Center	3	
University of Tennessee Memorial Hospital	6	
McMinn	2	0.2
Starr Regional Medical Center	2	
Marion	14	1.1
Grandview Medical Center Jasper	14	

REPORT 3
REPORT FOR HOSPITALS 2014

SHORT-TERM HOSPITALS LICENSED IN TENNESSEE
 PATIENT ORIGIN DATA - ADMISSIONS OR DISCHARGES ACCORDING TO
 COUNTY OF RESIDENCE BY LOCATION OF FACILITY

Resident County: Bledsoe

Facility Location/Name	Patients	Percent
Overton	2	0.2
Livingston Regional Hospital	2	
Putnam	36	2.8
Cookeville Regional Medical Center	36	
Rhea	55	4.3
Rhea Medical Center	55	
Roane	1	0.1
Roane Medical Center	1	
Rutherford	2	0.2
Saint Thomas Rutherford Hospital	2	
Warren	1	0.1
River Park Hospital	1	

Resident County: Blount

Facility Location/Name	Patients	Percent
Total Patients	13,333	100.0
Anderson	29	0.2
Methodist Medical Center of Oak Ridge	29	
Blount	7,870	59.0
Blount Memorial Hospital	7,870	
Bradley	2	0.0
Skyridge Medical Center	1	
Skyridge Medical Center Westside	1	
Campbell	17	0.1
Tennova Healthcare - LaFollette Medical Center	17	
Carter	1	0.0
Sycamore Shoals Hospital	1	
Claiborne	1	0.0
Claiborne County Hospital	1	
Cocke	2	0.0
Tennova Healthcare - Newport Medical Center	2	

Resident County: Blount

Facility Location/Name	Patients	Percent
Cumberland	1	0.0
Cumberland Medical Center	1	
Davidson	158	1.2
Saint Thomas Midtown Hospital	1	
Saint Thomas West Hospital	7	
Skyline Medical Center Campus	2	
TriStar Centennial Medical Center	7	
TriStar Skyline Medical Center	4	
Vanderbilt University Hospitals	137	
Dickson	1	0.0
TriStar Horizon Medical Center	1	
Fentress	2	0.0
Jamestown Regional Medical Center	2	
Greene	1	0.0
Takoma Regional Hospital	1	
Hamblen	7	0.1
Lakeway Regional Hospital	1	
Morristown - Hamblen Healthcare System	6	
Hamilton	15	0.1
Erlanger Medical Center	14	
Parkridge Medical Center, Inc.	1	
Knox	5,112	38.3
East Tennessee Children's Hospital	474	
Fort Sanders Regional Medical Center	761	
North Knoxville Medical Center	24	
Parkwest Medical Center	673	
Tennova Healthcare	281	
Turkey Creek Medical Center	205	
University of Tennessee Memorial Hospital	2,694	
Loudon	34	0.3
Fort Loudoun Medical Center	34	

REPORT 3
REPORT FOR HOSPITALS 2014

SHORT-TERM HOSPITALS LICENSED IN TENNESSEE
 PATIENT ORIGIN DATA - ADMISSIONS OR DISCHARGES ACCORDING TO
 COUNTY OF RESIDENCE BY LOCATION OF FACILITY

Resident County: Blount

Facility Location/Name	Patients	Percent
McMinn	12	0.1
Starr Regional Medical Center	1	
Starr Regional Medical Center Etowah	11	
Madison	2	0.0
Jackson - Madison County General Hospital	2	
Monroe	12	0.1
Sweetwater Hospital Association	12	
Montgomery	1	0.0
Gateway Medical Center	1	
Putnam	3	0.0
Cookeville Regional Medical Center	3	
Roane	2	0.0
Roane Medical Center	2	
Rutherford	1	0.0
TriStar StoneCrest Medical Center	1	
Sevier	21	0.2
LeConte Medical Center	21	
Shelby	5	0.0
Lebonheur Children's Medical Center	1	
Saint Jude Children's Research Hospital	4	
Sullivan	4	0.0
Wellmont - Holston Valley Medical Center, Inc.	3	
Wellmont Bristol Regional Medical Center	1	
Sumner	2	0.0
Sumner Regional Medical Center	1	
TriStar Hendersonville Medical Center	1	
Washington	11	0.1
Franklin Woods Community Hospital	2	
Johnson City Medical Center	9	
Williamson	3	0.0
Williamson Medical Center	3	

Resident County: Blount

Facility Location/Name	Patients	Percent
Wilson	1	0.0
McFarland Hospital	1	

Resident County: Bradley

Facility Location/Name	Patients	Percent
Total Patients	10,055	100.0
Anderson	3	0.0
Methodist Medical Center of Oak Ridge	3	
Blount	12	0.1
Blount Memorial Hospital	12	
Bradley	5,715	56.8
Skyridge Medical Center	5,309	
Skyridge Medical Center Westside	406	
Campbell	1	0.0
Tennova Healthcare - LaFollette Medical Center	1	
Cumberland	1	0.0
Cumberland Medical Center	1	
Davidson	201	2.0
Saint Thomas Hospital for Spinal Surgery	2	
Saint Thomas Midtown Hospital	3	
Saint Thomas West Hospital	10	
Skyline Medical Center Campus	1	
TriStar Centennial Medical Center	12	
TriStar Skyline Medical Center	1	
Vanderbilt University Hospitals	172	
Hamilton	3,904	38.8
Erlanger East	202	
Erlanger Medical Center	1,774	
Erlanger North	38	
Memorial Healthcare System, Inc.	1,500	
Memorial North Park	55	

REPORT 3
REPORT FOR HOSPITALS 2014

SHORT-TERM HOSPITALS LICENSED IN TENNESSEE
 PATIENT ORIGIN DATA - ADMISSIONS OR DISCHARGES ACCORDING TO
 COUNTY OF RESIDENCE BY LOCATION OF FACILITY

Resident County: Bradley

Facility Location/Name	Patients	Percent
Hamilton		
Parkridge East Hospital	123	
Parkridge Medical Center, Inc.	212	
Hawkins	1	0.0
Wellmont Hawkins County Memorial Hospital	1	
Jefferson	1	0.0
Tennova Healthcare - Jefferson Memorial Hospital	1	
Knox	94	0.9
East Tennessee Children's Hospital	10	
Fort Sanders Regional Medical Center	12	
Parkwest Medical Center	19	
Tennova Healthcare	12	
Turkey Creek Medical Center	10	
University of Tennessee Memorial Hospital	31	
Loudon	2	0.0
Fort Loudoun Medical Center	2	
McMinn	77	0.8
Starr Regional Medical Center	24	
Starr Regional Medical Center Etowah	53	
Marion	16	0.2
Grandview Medical Center Jasper	16	
Monroe	2	0.0
Sweetwater Hospital Association	2	
Overton	1	0.0
Livingston Regional Hospital	1	
Putnam	1	0.0
Cookeville Regional Medical Center	1	
Rhea	3	0.0
Rhea Medical Center	3	
Roane	1	0.0
Roane Medical Center	1	

Resident County: Bradley

Facility Location/Name	Patients	Percent
Rutherford	5	0.0
Saint Thomas Rutherford Hospital	1	
TriStar StoneCrest Medical Center	3	
Trustpoint Hospital	1	
Scott	6	0.1
Pioneer Community Hospital of Scott	6	
Sevier	1	0.0
LeConte Medical Center	1	
Shelby	5	0.0
Baptist Memorial Hospital	5	
Washington	1	0.0
Johnson City Medical Center	1	
Williamson	1	0.0
Williamson Medical Center	1	

Resident County: Cambell

Facility Location/Name	Patients	Percent
Total Patients	5,721	100.0
Anderson	741	13.0
Methodist Medical Center of Oak Ridge	741	
Blount	22	0.4
Blount Memorial Hospital	22	
Bradley	1	0.0
Skyridge Medical Center	1	
Campbell	2,549	44.6
Jellico Community Hospital, Inc.	650	
Tennova Healthcare - LaFollette Medical Center	1,899	
Claiborne	2	0.0
Claiborne County Hospital	2	
Davidson	43	0.8
TriStar Centennial Medical Center	2	

REPORT 3
REPORT FOR HOSPITALS 2014

SHORT-TERM HOSPITALS LICENSED IN TENNESSEE
 PATIENT ORIGIN DATA - ADMISSIONS OR DISCHARGES ACCORDING TO
 COUNTY OF RESIDENCE BY LOCATION OF FACILITY

Resident County: Campbell

Facility Location/Name	Patients	Percent
Davidson		
TriStar Sky line Medical Center	1	
Vanderbilt University Hospitals	40	
Fentress	12	0.2
Jamestown Regional Medical Center	12	
Greene	1	0.0
Takoma Regional Hospital	1	
Hamblen	2	0.0
Lakeway Regional Hospital	1	
Morristown - Hamblen Healthcare System	1	
Hamilton	8	0.1
Erlanger Medical Center	6	
Parkridge East Hospital	1	
Parkridge Medical Center, Inc.	1	
Knox	2,314	40.4
East Tennessee Children's Hospital	172	
Fort Sanders Regional Medical Center	239	
North Knoxville Medical Center	272	
Parkwest Medical Center	160	
Tennova Healthcare	461	
Turkey Creek Medical Center	87	
University of Tennessee Memorial Hospital	923	
Madison	1	0.0
Jackson - Madison County General Hospital	1	
Maury	1	0.0
Maury Regional Hospital	1	
Monroe	1	0.0
Sweetwater Hospital Association	1	
Putnam	1	0.0
Cookeville Regional Medical Center	1	
Rutherford	2	0.0
Saint Thomas Rutherford Hospital	1	

Resident County: Campbell

Facility Location/Name	Patients	Percent
Rutherford		
TriStar StoneCrest Medical Center	1	
Sevier	3	0.1
LeConte Medical Center	3	
Shelby	1	0.0
Lebonheur Children's Medical Center	1	
Sullivan	2	0.0
Indian Path Medical Center	1	
Wellmont Bristol Regional Medical Center	1	
Washington	4	0.1
Franklin Woods Community Hospital	2	
Johnson City Medical Center	2	
White	10	0.2
Highlands Medical Center	10	

Resident County: Cannon

Facility Location/Name	Patients	Percent
Total Patients	1,852	100.0
Anderson	1	0.1
Methodist Medical Center of Oak Ridge	1	
Bedford	1	0.1
Heritage Medical Center	1	
Cannon	382	20.6
Stones River Hospital	382	
Cheatham	1	0.1
TriStar Ashland City Medical Center	1	
Coffee	28	1.5
Harton Regional Medical Center	14	
Medical Center of Manchester	12	
United Regional Medical Center	2	

REPORT 3
REPORT FOR HOSPITALS 2014

SHORT-TERM HOSPITALS LICENSED IN TENNESSEE
 PATIENT ORIGIN DATA - ADMISSIONS OR DISCHARGES ACCORDING TO
 COUNTY OF RESIDENCE BY LOCATION OF FACILITY

Resident County: Cannon

Facility Location/Name	Patients	Percent
Davidson	477	25.8
Metro Nashville General Hospital	1	
Saint Thomas Hospital for Spinal Surgery	3	
Saint Thomas Midtown Hospital	47	
Saint Thomas West Hospital	63	
Sky line Medical Center Campus	12	
TriStar Centennial Medical Center	151	
TriStar Sky line Medical Center	5	
TriStar Southern Hills Medical Center	6	
TriStar Summit Medical Center	6	
Vanderbilt University Hospitals	183	
DeKalb	19	1.0
DeKalb Community Hospital	19	
Hamilton	5	0.3
Erlanger Medical Center	3	
Parkridge East Hospital	2	
Knox	2	0.1
Fort Sanders Regional Medical Center	1	
University of Tennessee Memorial Hospital	1	
Putnam	2	0.1
Cookeville Regional Medical Center	2	
Rutherford	863	46.6
Saint Thomas Rutherford Hospital	782	
TriStar StoneCrest Medical Center	25	
Trustpoint Hospital	56	
Shelby	3	0.2
Lebonheur Children's Medical Center	2	
Saint Francis Hospital	1	
Smith	6	0.3
Riverview Regional Medical Center South	6	
Sumner	1	0.1
TriStar Hendersonville Medical Center	1	

Resident County: Cannon

Facility Location/Name	Patients	Percent
Warren	46	2.5
River Park Hospital	46	
Williamson	5	0.3
Williamson Medical Center	5	
Wilson	10	0.5
McFarland Hospital	3	
University Medical Center	7	

Resident County: Carroll

Facility Location/Name	Patients	Percent
Total Patients	4,066	100.0
Benton	8	0.2
Camden General Hospital	8	
Bradley	1	0.0
Sky ridge Medical Center	1	
Carroll	1,162	28.6
Baptist Memorial Hospital - Huntingdon	613	
McKenzie Regional Hospital	549	
Davidson	423	10.4
Saint Thomas Hospital for Spinal Surgery	4	
Saint Thomas Midtown Hospital	15	
Saint Thomas West Hospital	96	
Sky line Medical Center Campus	3	
TriStar Centennial Medical Center	40	
TriStar Sky line Medical Center	2	
TriStar Southern Hills Medical Center	3	
TriStar Summit Medical Center	1	
Vanderbilt University Hospitals	259	
Dickson	3	0.1
TriStar Horizon Medical Center	3	

REPORT 3
REPORT FOR HOSPITALS 2014

SHORT-TERM HOSPITALS LICENSED IN TENNESSEE
 PATIENT ORIGIN DATA - ADMISSIONS OR DISCHARGES ACCORDING TO
 COUNTY OF RESIDENCE BY LOCATION OF FACILITY

Resident County: Carroll

Facility Location/Name	Patients	Percent
Dyer	1	0.0
Dyersburg Regional Medical Center	1	
Gibson	49	1.2
Milan General Hospital	49	
Hardin	2	0.0
Hardin Medical Center	2	
Henderson	15	0.4
Henderson County Community Hospital	15	
Henry	305	7.5
Henry County Medical Center	305	
Houston	1	0.0
Houston County Community Hospital	1	
Madison	1,845	45.4
Jackson - Madison County General Hospital	1,504	
Regional Hospital of Jackson	341	
Monroe	1	0.0
Sweetwater Hospital Association	1	
Montgomery	2	0.0
Gateway Medical Center	2	
Obion	26	0.6
Baptist Memorial Hospital - Union City	26	
Perry	14	0.3
Perry Community Hospital	14	
Putnam	1	0.0
Cookeville Regional Medical Center	1	
Rutherford	1	0.0
TriStar StoneCrest Medical Center	1	
Shelby	181	4.5
Baptist Memorial Hospital	21	
Baptist Memorial Hospital - Collierville	3	
Delta Medical Center	33	
Lebonheur Children's Medical Center	29	

Resident County: Carroll

Facility Location/Name	Patients	Percent
Shelby		
Methodist Healthcare - Memphis Hospitals	19	
Methodist Hospital - Germantown	18	
Methodist Hospital - North	5	
Regional One Health	25	
Saint Francis Hospital	13	
Saint Francis Hospital - Bartlett	11	
Saint Jude Children's Research Hospital	4	
Weakley	22	0.5
Volunteer Community Hospital	22	
Williamson	2	0.0
Williamson Medical Center	2	
Wilson	1	0.0
University Medical Center	1	

Resident County: Carter

Facility Location/Name	Patients	Percent
Total Patients	6,234	100.0
Anderson	1	0.0
Methodist Medical Center of Oak Ridge	1	
Blount	3	0.0
Blount Memorial Hospital	3	
Carter	2,091	33.5
Sycamore Shoals Hospital	2,091	
Davidson	57	0.9
Saint Thomas West Hospital	1	
TriStar Centennial Medical Center	2	
Vanderbilt University Hospitals	54	
Greene	5	0.1
Laughlin Memorial Hospital	2	
Takoma Regional Hospital	3	

REPORT 3
REPORT FOR HOSPITALS 2014

SHORT-TERM HOSPITALS LICENSED IN TENNESSEE
 PATIENT ORIGIN DATA - ADMISSIONS OR DISCHARGES ACCORDING TO
 COUNTY OF RESIDENCE BY LOCATION OF FACILITY

Resident County: Carter

Facility Location/Name	Patients	Percent
Hamblen	3	0.0
Lakeway Regional Hospital	2	
Morristown - Hamblen Healthcare System	1	
Knox	31	0.5
East Tennessee Children's Hospital	6	
Fort Sanders Regional Medical Center	1	
Parkwest Medical Center	3	
Tennova Healthcare	4	
Turkey Creek Medical Center	2	
University of Tennessee Memorial Hospital	15	
McMinn	1	0.0
Starr Regional Medical Center	1	
Sevier	2	0.0
LeConte Medical Center	2	
Shelby	6	0.1
Saint Jude Children's Research Hospital	6	
Sullivan	276	4.4
Indian Path Medical Center	16	
Wellmont - Holston Valley Medical Center, Inc.	158	
Wellmont Bristol Regional Medical Center	102	
Unicoi	18	0.3
Unicoi County Memorial Hospital, Inc.	18	
Washington	3,739	60.0
Franklin Woods Community Hospital	585	
Johnson City Medical Center	3,154	
Wilson	1	0.0
McFarland Hospital	1	

Resident County: Cheatham

Facility Location/Name	Patients	Percent
Total Patients	4,272	100.0
Bedford	3	0.1
Heritage Medical Center	3	
Bradley	1	0.0
Skyridge Medical Center Westside	1	
Cheatham	192	4.5
TriStar Ashland City Medical Center	192	
Davidson	3,740	87.5
Metro Nashville General Hospital	12	
Saint Thomas Hospital for Spinal Surgery	16	
Saint Thomas Midtown Hospital	671	
Saint Thomas West Hospital	567	
Skyline Medical Center Campus	76	
TriStar Centennial Medical Center	1,409	
TriStar Skyline Medical Center	239	
TriStar Southern Hills Medical Center	14	
TriStar Summit Medical Center	29	
Vanderbilt University Hospitals	707	
Dickson	34	0.8
TriStar Horizon Medical Center	34	
Hamilton	1	0.0
Erlanger Medical Center	1	
Houston	1	0.0
Houston County Community Hospital	1	
Lawrence	1	0.0
Southern Tennessee Regional Health System-Lawrencburg	1	
Maury	1	0.0
Maury Regional Hospital	1	
Montgomery	63	1.5
Gateway Medical Center	63	
Robertson	188	4.4
NorthCrest Medical Center	188	

REPORT 3
REPORT FOR HOSPITALS 2014

SHORT-TERM HOSPITALS LICENSED IN TENNESSEE
 PATIENT ORIGIN DATA - ADMISSIONS OR DISCHARGES ACCORDING TO
 COUNTY OF RESIDENCE BY LOCATION OF FACILITY

Resident County: Cheatham

Facility Location/Name	Patients	Percent
Rutherford	12	0.3
Saint Thomas Rutherford Hospital	3	
TriStar StoneCrest Medical Center	6	
Trustpoint Hospital	3	
Sevier	1	0.0
LeConte Medical Center	1	
Shelby	3	0.1
Methodist Healthcare - Memphis Hospitals	2	
Regional One Health	1	
Sumner	14	0.3
Sumner Regional Medical Center	6	
TriStar Hendersonville Medical Center	8	
Williamson	10	0.2
Williamson Medical Center	10	
Wilson	7	0.2
McFarland Hospital	7	

Resident County: Chester

Facility Location/Name	Patients	Percent
Total Patients	1,445	100.0
Davidson	82	5.7
Saint Thomas Hospital for Spinal Surgery	1	
Saint Thomas Midtown Hospital	8	
Saint Thomas West Hospital	6	
Sky line Medical Center Campus	1	
TriStar Centennial Medical Center	4	
Vanderbilt University Hospitals	62	
Dyer	1	0.1
Dyersburg Regional Medical Center	1	
Hardeman	7	0.5
Bolivar General Hospital	7	

Resident County: Chester

Facility Location/Name	Patients	Percent
Hardin	8	0.6
Hardin Medical Center	8	
Henderson	3	0.2
Henderson County Community Hospital	3	
Henry	2	0.1
Henry County Medical Center	2	
Knox	2	0.1
Fort Sanders Regional Medical Center	1	
University of Tennessee Memorial Hospital	1	
McNairy	20	1.4
McNairy Regional Hospital	20	
Madison	1,209	83.7
Jackson - Madison County General Hospital	1,069	
Regional Hospital of Jackson	140	
Maury	1	0.1
Maury Regional Hospital	1	
Obion	1	0.1
Baptist Memorial Hospital - Union City	1	
Perry	13	0.9
Perry Community Hospital	13	
Rutherford	1	0.1
Saint Thomas Rutherford Hospital	1	
Shelby	93	6.4
Baptist Memorial Hospital	18	
Baptist Memorial Hospital - Collierville	2	
Delta Medical Center	11	
Lebonheur Children's Medical Center	21	
Methodist Healthcare - Memphis Hospitals	11	
Methodist Hospital - Germantown	7	
Methodist Hospital - North	3	
Regional One Health	12	
Saint Francis Hospital	4	

REPORT 3
REPORT FOR HOSPITALS 2014

SHORT-TERM HOSPITALS LICENSED IN TENNESSEE
 PATIENT ORIGIN DATA - ADMISSIONS OR DISCHARGES ACCORDING TO
 COUNTY OF RESIDENCE BY LOCATION OF FACILITY

Resident County: Chester

Facility Location/Name	Patients	Percent
Shelby		
Saint Francis Hospital - Bartlett	1	
Saint Jude Children's Research Hospital	3	
Sumner	1	0.1
TriStar Hendersonville Medical Center	1	
Williamson	1	0.1
Williamson Medical Center	1	

Resident County: Claiborne

Facility Location/Name	Patients	Percent
Total Patients	3,522	100.0
Anderson	47	1.3
Methodist Medical Center of Oak Ridge	47	
Blount	9	0.3
Blount Memorial Hospital	9	
Campbell	227	6.4
Jellico Community Hospital, Inc.	88	
Tennova Healthcare - LaFollette Medical Center	139	
Carter	2	0.1
Sycamore Shoals Hospital	2	
Claiborne	1,414	40.1
Claiborne County Hospital	1,414	
Cocke	1	0.0
Tennova Healthcare - Newport Medical Center	1	
Davidson	38	1.1
Saint Thomas Midtown Hospital	1	
Saint Thomas West Hospital	1	
TriStar Centennial Medical Center	1	
TriStar Sky line Medical Center	1	
Vanderbilt University Hospitals	34	

Resident County: Claiborne

Facility Location/Name	Patients	Percent
Greene	2	0.1
Takoma Regional Hospital	2	
Hamblen	142	4.0
Lakeway Regional Hospital	24	
Morristown - Hamblen Healthcare System	118	
Hawkins	4	0.1
Wellmont Hawkins County Memorial Hospital	4	
Jefferson	1	0.0
Tennova Healthcare - Jefferson Memorial Hospital	1	
Knox	1,596	45.3
East Tennessee Children's Hospital	97	
Fort Sanders Regional Medical Center	428	
North Knoxville Medical Center	79	
Parkwest Medical Center	89	
Tennova Healthcare	314	
Turkey Creek Medical Center	49	
University of Tennessee Memorial Hospital	540	
Loudon	2	0.1
Fort Loudoun Medical Center	2	
Monroe	1	0.0
Sweetwater Hospital Association	1	
Putnam	1	0.0
Cookeville Regional Medical Center	1	
Rutherford	2	0.1
Saint Thomas Rutherford Hospital	1	
TriStar StoneCrest Medical Center	1	
Sevier	1	0.0
LeConte Medical Center	1	
Sullivan	19	0.5
Indian Path Medical Center	4	
Wellmont - Holston Valley Medical Center, Inc.	9	
Wellmont Bristol Regional Medical Center	6	

REPORT 3
REPORT FOR HOSPITALS 2014

SHORT-TERM HOSPITALS LICENSED IN TENNESSEE
 PATIENT ORIGIN DATA - ADMISSIONS OR DISCHARGES ACCORDING TO
 COUNTY OF RESIDENCE BY LOCATION OF FACILITY

Resident County: Claiborne

Facility Location/Name	Patients	Percent
Washington	10	0.3
Franklin Woods Community Hospital	2	
Johnson City Medical Center	8	
White	2	0.1
Highlands Medical Center	2	
Williamson	1	0.0
Williamson Medical Center	1	

Resident County: Clay

Facility Location/Name	Patients	Percent
Total Patients	913	100.0
Clay	379	41.5
Cumberland River Hospital	379	
Davidson	131	14.3
Saint Thomas Midtown Hospital	14	
Saint Thomas West Hospital	27	
Sky line Medical Center Campus	4	
TriStar Centennial Medical Center	19	
TriStar Sky line Medical Center	12	
TriStar Southern Hills Medical Center	1	
TriStar Summit Medical Center	1	
Vanderbilt University Hospitals	53	
Hamilton	3	0.3
Erlanger Medical Center	3	
Hancock	4	0.4
Wellmont Hancock County Hospital	4	
Macon	1	0.1
Macon County General Hospital	1	
Monroe	1	0.1
Sweetwater Hospital Association	1	

Resident County: Clay

Facility Location/Name	Patients	Percent
Overton	152	16.6
Livingston Regional Hospital	152	
Putnam	233	25.5
Cookeville Regional Medical Center	233	
Rutherford	3	0.3
Trustpoint Hospital	3	
Sumner	2	0.2
Sumner Regional Medical Center	2	
Wilson	4	0.4
McFarland Hospital	2	
University Medical Center	2	

Resident County: Cocke

Facility Location/Name	Patients	Percent
Total Patients	4,897	100.0
Anderson	2	0.0
Methodist Medical Center of Oak Ridge	2	
Blount	16	0.3
Blount Memorial Hospital	16	
Bradley	2	0.0
Sky ridge Medical Center Westside	2	
Campbell	2	0.0
Tennova Healthcare - LaFollette Medical Center	2	
Carter	1	0.0
Sycamore Shoals Hospital	1	
Cheatham	1	0.0
TriStar Ashland City Medical Center	1	
Cocke	1,910	39.0
Tennova Healthcare - Newport Medical Center	1,910	
Davidson	65	1.3
Saint Thomas West Hospital	2	

REPORT 3
REPORT FOR HOSPITALS 2014

SHORT-TERM HOSPITALS LICENSED IN TENNESSEE
 PATIENT ORIGIN DATA - ADMISSIONS OR DISCHARGES ACCORDING TO
 COUNTY OF RESIDENCE BY LOCATION OF FACILITY

Resident County: Cocke

Facility Location/Name	Patients	Percent
Davidson		
TriStar Centennial Medical Center	8	
Vanderbilt University Hospitals	55	
Greene	193	3.9
Laughlin Memorial Hospital	82	
Takoma Regional Hospital	111	
Hamblen	708	14.5
Lakeway Regional Hospital	191	
Morristown - Hamblen Healthcare System	517	
Hamilton	2	0.0
Erlanger Medical Center	1	
Parkridge East Hospital	1	
Hawkins	3	0.1
Wellmont Hawkins County Memorial Hospital	3	
Houston	1	0.0
Houston County Community Hospital	1	
Jefferson	27	0.6
Tennova Healthcare - Jefferson Memorial Hospital	27	
Knox	1,612	32.9
East Tennessee Children's Hospital	124	
Fort Sanders Regional Medical Center	248	
North Knoxville Medical Center	41	
Parkwest Medical Center	108	
Tennova Healthcare	495	
Turkey Creek Medical Center	189	
University of Tennessee Memorial Hospital	407	
Loudon	1	0.0
Fort Loudoun Medical Center	1	
McMinn	1	0.0
Starr Regional Medical Center Etowah	1	
Montgomery	1	0.0
Gateway Medical Center	1	

Resident County: Cocke

Facility Location/Name	Patients	Percent
Rutherford	1	0.0
Saint Thomas Rutherford Hospital	1	
Sevier	248	5.1
LeConte Medical Center	248	
Shelby	2	0.0
Lebonheur Children's Medical Center	1	
Methodist Healthcare - Memphis Hospitals	1	
Sullivan	15	0.3
Indian Path Medical Center	2	
Wellmont - Holston Valley Medical Center, Inc.	6	
Wellmont Bristol Regional Medical Center	7	
Washington	82	1.7
Franklin Woods Community Hospital	3	
Johnson City Medical Center	79	
White	1	0.0
Highlands Medical Center	1	

Resident County: Coffee

Facility Location/Name	Patients	Percent
Total Patients	8,252	100.0
Anderson	1	0.0
Methodist Medical Center of Oak Ridge	1	
Bedford	46	0.6
Heritage Medical Center	46	
Blount	1	0.0
Blount Memorial Hospital	1	
Cannon	31	0.4
Stones River Hospital	31	
Cheatham	1	0.0
TriStar Ashland City Medical Center	1	

REPORT 3
REPORT FOR HOSPITALS 2014

SHORT-TERM HOSPITALS LICENSED IN TENNESSEE
 PATIENT ORIGIN DATA - ADMISSIONS OR DISCHARGES ACCORDING TO
 COUNTY OF RESIDENCE BY LOCATION OF FACILITY

Resident County: Coffee

Facility Location/Name	Patients	Percent
Coffee	4,296	52.1
Harton Regional Medical Center	2,823	
Medical Center of Manchester	829	
United Regional Medical Center	644	
Davidson	2,205	26.7
Metro Nashville General Hospital	1	
Saint Thomas Hospital for Spinal Surgery	13	
Saint Thomas Midtown Hospital	165	
Saint Thomas West Hospital	433	
Sky line Medical Center Campus	37	
TriStar Centennial Medical Center	743	
TriStar Sky line Medical Center	22	
TriStar Southern Hills Medical Center	2	
TriStar Summit Medical Center	4	
Vanderbilt University Hospitals	785	
Decatur	1	0.0
Decatur County General Hospital	1	
DeKalb	1	0.0
DeKalb Community Hospital	1	
Dickson	1	0.0
TriStar Horizon Medical Center	1	
Franklin	304	3.7
Southern Tennessee Regional Health System - Sewanee	2	
Southern Tennessee Regional Health System - Winchester	302	
Hamilton	104	1.3
Erlanger Medical Center	91	
Memorial Healthcare System, Inc.	2	
Parkridge East Hospital	2	
Parkridge Medical Center, Inc.	9	
Knox	3	0.0
Fort Sanders Regional Medical Center	2	
Turkey Creek Medical Center	1	

Resident County: Coffee

Facility Location/Name	Patients	Percent
Lincoln	9	0.1
Lincoln Medical Center	9	
Madison	2	0.0
Jackson - Madison County General Hospital	2	
Marion	2	0.0
Grandview Medical Center Jasper	2	
Maury	8	0.1
Maury Regional Hospital	8	
Montgomery	1	0.0
Gateway Medical Center	1	
Putnam	4	0.0
Cookeville Regional Medical Center	4	
Roane	1	0.0
Roane Medical Center	1	
Rutherford	1,029	12.5
Saint Thomas Rutherford Hospital	831	
TriStar StoneCrest Medical Center	60	
Trustpoint Hospital	138	
Sevier	1	0.0
LeConte Medical Center	1	
Shelby	7	0.1
Saint Jude Children's Research Hospital	7	
Sullivan	16	0.2
Wellmont - Holston Valley Medical Center, Inc.	16	
Sumner	3	0.0
TriStar Hendersonville Medical Center	3	
Warren	58	0.7
River Park Hospital	58	
Williamson	91	1.1
Williamson Medical Center	91	
Wilson	25	0.3
McFarland Hospital	18	

REPORT 3
REPORT FOR HOSPITALS 2014

SHORT-TERM HOSPITALS LICENSED IN TENNESSEE
 PATIENT ORIGIN DATA - ADMISSIONS OR DISCHARGES ACCORDING TO
 COUNTY OF RESIDENCE BY LOCATION OF FACILITY

Resident County: Coffee

Facility Location/Name	Patients	Percent
Wilson		
University Medical Center	7	

Resident County: Crockett

Facility Location/Name	Patients	Percent
Total Patients	1,689	100.0
Cheatham	1	0.1
TriStar Ashland City Medical Center	1	
Davidson	64	3.8
Saint Thomas Hospital for Spinal Surgery	1	
Saint Thomas Midtown Hospital	3	
Saint Thomas West Hospital	1	
TriStar Centennial Medical Center	5	
TriStar Sky line Medical Center	1	
TriStar Southern Hills Medical Center	1	
TriStar Summit Medical Center	1	
Vanderbilt University Hospitals	51	
Dyer	77	4.6
Dyersburg Regional Medical Center	77	
Henry	5	0.3
Henry County Medical Center	5	
Madison	1,417	83.9
Jackson - Madison County General Hospital	1,186	
Regional Hospital of Jackson	231	
Obion	4	0.2
Baptist Memorial Hospital - Union City	4	
Perry	1	0.1
Perry Community Hospital	1	
Shelby	117	6.9
Baptist Memorial Hospital	28	
Baptist Memorial Hospital - Collierville	1	

Resident County: Crockett

Facility Location/Name	Patients	Percent
Shelby		
Delta Medical Center	6	
Lebonheur Children's Medical Center	20	
Methodist Healthcare - Memphis Hospitals	23	
Methodist Hospital - Germantown	10	
Methodist Hospital - North	9	
Regional One Health	11	
Saint Francis Hospital	5	
Saint Francis Hospital - Bartlett	4	
Tipton	1	0.1
Baptist Memorial Hospital - Tipton	1	
Weakley	2	0.1
Volunteer Community Hospital	2	

Resident County: Cumberland

Facility Location/Name	Patients	Percent
Total Patients	7,309	100.0
Anderson	143	2.0
Methodist Medical Center of Oak Ridge	143	
Bedford	1	0.0
Heritage Medical Center	1	
Bledsoe	1	0.0
Erlanger Bledsoe	1	
Blount	7	0.1
Blount Memorial Hospital	7	
Bradley	2	0.0
Sky ridge Medical Center	1	
Sky ridge Medical Center Westside	1	
Cannon	3	0.0
Stones River Hospital	3	

REPORT 3
REPORT FOR HOSPITALS 2014

SHORT-TERM HOSPITALS LICENSED IN TENNESSEE
 PATIENT ORIGIN DATA - ADMISSIONS OR DISCHARGES ACCORDING TO
 COUNTY OF RESIDENCE BY LOCATION OF FACILITY

Resident County: Cumberland

Facility Location/Name	Patients	Percent
Clay	7	0.1
Cumberland River Hospital	7	
Cocke	1	0.0
Tennova Healthcare - Newport Medical Center	1	
Cumberland	4,356	59.6
Cumberland Medical Center	4,356	
Davidson	536	7.3
Saint Thomas Hospital for Spinal Surgery	9	
Saint Thomas Midtown Hospital	19	
Saint Thomas West Hospital	60	
Sky line Medical Center Campus	24	
TriStar Centennial Medical Center	86	
TriStar Sky line Medical Center	6	
TriStar Southern Hills Medical Center	5	
TriStar Summit Medical Center	5	
Vanderbilt University Hospitals	322	
DeKalb	6	0.1
DeKalb Community Hospital	6	
Fentress	85	1.2
Jamestown Regional Medical Center	85	
Greene	1	0.0
Takoma Regional Hospital	1	
Hamblen	1	0.0
Morristown - Hamblen Healthcare System	1	
Hamilton	58	0.8
Erlanger Medical Center	47	
Erlanger North	1	
Parkridge East Hospital	3	
Parkridge Medical Center, Inc.	7	
Knox	820	11.2
East Tennessee Children's Hospital	133	
Fort Sanders Regional Medical Center	94	

Resident County: Cumberland

Facility Location/Name	Patients	Percent
Knox		
North Knoxville Medical Center	1	
Parkwest Medical Center	270	
Tennova Healthcare	68	
Turkey Creek Medical Center	50	
University of Tennessee Memorial Hospital	204	
Loudon	1	0.0
Fort Loudoun Medical Center	1	
Maury	1	0.0
Maury Regional Hospital	1	
Monroe	2	0.0
Sweetwater Hospital Association	2	
Overton	47	0.6
Livingston Regional Hospital	47	
Putnam	1,153	15.8
Cookeville Regional Medical Center	1,153	
Rhea	1	0.0
Rhea Medical Center	1	
Roane	16	0.2
Roane Medical Center	16	
Rutherford	13	0.2
Saint Thomas Rutherford Hospital	7	
TriStar StoneCrest Medical Center	1	
Trustpoint Hospital	5	
Sevier	1	0.0
LeConte Medical Center	1	
Shelby	4	0.1
Lebonheur Children's Medical Center	1	
Methodist Healthcare - Memphis Hospitals	1	
Saint Francis Hospital	1	
Saint Francis Hospital - Bartlett	1	

REPORT 3
REPORT FOR HOSPITALS 2014

SHORT-TERM HOSPITALS LICENSED IN TENNESSEE
 PATIENT ORIGIN DATA - ADMISSIONS OR DISCHARGES ACCORDING TO
 COUNTY OF RESIDENCE BY LOCATION OF FACILITY

Resident County: Cumberland

Facility Location/Name	Patients	Percent
Smith	7	0.1
Riverview Regional Medical Center South	7	
Sumner	3	0.0
Sumner Regional Medical Center	1	
TriStar Hendersonville Medical Center	2	
Warren	1	0.0
River Park Hospital	1	
Williamson	5	0.1
Williamson Medical Center	5	
Wilson	26	0.4
McFarland Hospital	23	
University Medical Center	3	

Resident County: Davidson

Facility Location/Name	Patients	Percent
Total Patients	69,055	100.0
Anderson	1	0.0
Methodist Medical Center of Oak Ridge	1	
Bedford	3	0.0
Heritage Medical Center	3	
Blount	12	0.0
Blount Memorial Hospital	12	
Campbell	1	0.0
Tennova Healthcare - LaFollette Medical Center	1	
Cannon	34	0.0
Stones River Hospital	34	
Cheatham	25	0.0
TriStar Ashland City Medical Center	25	
Coffee	13	0.0
Harton Regional Medical Center	11	
United Regional Medical Center	2	

Resident County: Davidson

Facility Location/Name	Patients	Percent
Cumberland	3	0.0
Cumberland Medical Center	3	
Davidson	65,727	95.2
Metro Nashville General Hospital	3,361	
Saint Thomas Hospital for Spinal Surgery	190	
Saint Thomas Midtown Hospital	12,731	
Saint Thomas West Hospital	5,872	
Skyline Medical Center Campus	1,255	
TriStar Centennial Medical Center	11,143	
TriStar Skyline Medical Center	5,839	
TriStar Southern Hills Medical Center	3,431	
TriStar Summit Medical Center	5,959	
Vanderbilt University Hospitals	15,946	
DeKalb	3	0.0
DeKalb Community Hospital	3	
Dickson	40	0.1
TriStar Horizon Medical Center	40	
Fayette	1	0.0
Methodist Healthcare - Fayette Hospital	1	
Franklin	1	0.0
Southern Tennessee Regional Health System - Winchester	1	
Greene	1	0.0
Laughlin Memorial Hospital	1	
Hamilton	33	0.0
Erlanger Medical Center	22	
Parkridge East Hospital	6	
Parkridge Medical Center, Inc.	5	
Hickman	3	0.0
Saint Thomas Hickman Hospital	3	
Houston	1	0.0
Houston County Community Hospital	1	

REPORT 3
REPORT FOR HOSPITALS 2014

SHORT-TERM HOSPITALS LICENSED IN TENNESSEE
 PATIENT ORIGIN DATA - ADMISSIONS OR DISCHARGES ACCORDING TO
 COUNTY OF RESIDENCE BY LOCATION OF FACILITY

Resident County: Davidson

Facility Location/Name	Patients	Percent
Humphreys	1	0.0
Three Rivers Hospital	1	
Knox	21	0.0
Fort Sanders Regional Medical Center	4	
North Knoxville Medical Center	1	
Parkwest Medical Center	5	
Tennova Healthcare	2	
Turkey Creek Medical Center	2	
University of Tennessee Memorial Hospital	7	
Lawrence	2	0.0
Southern Tennessee Regional Health System-Lawrencburg	2	
Lincoln	5	0.0
Lincoln Medical Center	5	
Loudon	1	0.0
Fort Loudoun Medical Center	1	
Macon	2	0.0
Macon County General Hospital	2	
Madison	17	0.0
Jackson - Madison County General Hospital	13	
Regional Hospital of Jackson	4	
Marion	1	0.0
Grandview Medical Center Jasper	1	
Maury	25	0.0
Maury Regional Hospital	25	
Montgomery	35	0.1
Gateway Medical Center	35	
Overton	1	0.0
Livingston Regional Hospital	1	
Perry	1	0.0
Perry Community Hospital	1	
Putnam	16	0.0
Cookeville Regional Medical Center	16	

Resident County: Davidson

Facility Location/Name	Patients	Percent
Robertson	142	0.2
NorthCrest Medical Center	142	
Rutherford	1,217	1.8
Saint Thomas Rutherford Hospital	267	
TriStar StoneCrest Medical Center	700	
Trustpoint Hospital	250	
Sevier	5	0.0
LeConte Medical Center	5	
Shelby	49	0.1
Baptist Memorial Hospital	2	
Delta Medical Center	1	
Lebonheur Children's Medical Center	10	
Methodist Healthcare - Memphis Hospitals	9	
Methodist Hospital - Germantown	3	
Methodist Hospital - North	3	
Methodist Hospital - South	3	
Regional One Health	6	
Saint Francis Hospital	11	
Saint Francis Hospital - Bartlett	1	
Smith	7	0.0
Riverview Regional Medical Center South	7	
Sullivan	3	0.0
Wellmont - Holston Valley Medical Center, Inc.	3	
Sumner	887	1.3
Sumner Regional Medical Center	169	
TriStar Hendersonville Medical Center	718	
Trousdale	3	0.0
Trousdale Medical Center	3	
Warren	4	0.0
River Park Hospital	4	
Williamson	493	0.7
Williamson Medical Center	493	

REPORT 3
REPORT FOR HOSPITALS 2014

SHORT-TERM HOSPITALS LICENSED IN TENNESSEE
 PATIENT ORIGIN DATA - ADMISSIONS OR DISCHARGES ACCORDING TO
 COUNTY OF RESIDENCE BY LOCATION OF FACILITY

Resident County: Davidson

Facility Location/Name	Patients	Percent
Wilson	215	0.3
McFarland Hospital	118	
University Medical Center	97	

Resident County: Decatur

Facility Location/Name	Patients	Percent
Total Patients	1,830	100.0
Benton	4	0.2
Camden General Hospital	4	
Cannon	1	0.1
Stones River Hospital	1	
Carroll	1	0.1
McKenzie Regional Hospital	1	
Davidson	301	16.4
Metro Nashville General Hospital	1	
Saint Thomas Hospital for Spinal Surgery	4	
Saint Thomas Midtown Hospital	24	
Saint Thomas West Hospital	99	
TriStar Centennial Medical Center	24	
TriStar Sky line Medical Center	3	
TriStar Southern Hills Medical Center	2	
Vanderbilt University Hospitals	144	
Decatur	522	28.5
Decatur County General Hospital	522	
Dickson	5	0.3
TriStar Horizon Medical Center	5	
Hardin	35	1.9
Hardin Medical Center	35	
Henderson	33	1.8
Henderson County Community Hospital	33	

Resident County: Decatur

Facility Location/Name	Patients	Percent
Henry	3	0.2
Henry County Medical Center	3	
Knox	3	0.2
Parkwest Medical Center	3	
McNairy	2	0.1
McNairy Regional Hospital	2	
Madison	844	46.1
Jackson - Madison County General Hospital	700	
Regional Hospital of Jackson	144	
Maury	4	0.2
Maury Regional Hospital	4	
Perry	12	0.7
Perry Community Hospital	12	
Putnam	1	0.1
Cookeville Regional Medical Center	1	
Rutherford	3	0.2
Saint Thomas Rutherford Hospital	1	
TriStar StoneCrest Medical Center	2	
Shelby	49	2.7
Baptist Memorial Hospital	7	
Delta Medical Center	6	
Lebonheur Children's Medical Center	10	
Methodist Healthcare - Memphis Hospitals	8	
Methodist Hospital - Germantown	7	
Methodist Hospital - North	3	
Regional One Health	4	
Saint Francis Hospital	3	
Saint Francis Hospital - Bartlett	1	
Weakley	1	0.1
Volunteer Community Hospital	1	
Williamson	5	0.3
Williamson Medical Center	5	

REPORT 3
REPORT FOR HOSPITALS 2014

SHORT-TERM HOSPITALS LICENSED IN TENNESSEE
 PATIENT ORIGIN DATA - ADMISSIONS OR DISCHARGES ACCORDING TO
 COUNTY OF RESIDENCE BY LOCATION OF FACILITY

Resident County: Decatur

Facility Location/Name	Patients	Percent
Wilson	1	0.1
McFarland Hospital	1	

Resident County: DeKalb

Facility Location/Name	Patients	Percent
Total Patients	2,422	100.0
Bedford	3	0.1
Heritage Medical Center	3	
Bradley	2	0.1
Skyridge Medical Center	2	
Cannon	35	1.4
Stones River Hospital	35	
Coffee	4	0.2
Harton Regional Medical Center	3	
Medical Center of Manchester	1	
Cumberland	1	0.0
Cumberland Medical Center	1	
Davidson	829	34.2
Saint Thomas Hospital for Spinal Surgery	3	
Saint Thomas Midtown Hospital	73	
Saint Thomas West Hospital	146	
Sky line Medical Center Campus	22	
TriStar Centennial Medical Center	245	
TriStar Sky line Medical Center	12	
TriStar Southern Hills Medical Center	3	
TriStar Summit Medical Center	61	
Vanderbilt University Hospitals	264	
DeKalb	742	30.6
DeKalb Community Hospital	742	
Franklin	1	0.0
Southern Tennessee Regional Health System - Winchester	1	

Resident County: DeKalb

Facility Location/Name	Patients	Percent
Hamilton	24	1.0
Erlanger Medical Center	20	
Parkridge East Hospital	4	
Knox	2	0.1
Parkwest Medical Center	1	
University of Tennessee Memorial Hospital	1	
Marion	1	0.0
Grandview Medical Center Jasper	1	
Marshall	1	0.0
Marshall Medical Center	1	
Maury	1	0.0
Maury Regional Hospital	1	
Monroe	1	0.0
Sweetwater Hospital Association	1	
Overton	1	0.0
Livingston Regional Hospital	1	
Putnam	329	13.6
Cookeville Regional Medical Center	329	
Rutherford	145	6.0
Saint Thomas Rutherford Hospital	121	
TriStar StoneCrest Medical Center	11	
Trustpoint Hospital	13	
Shelby	1	0.0
Methodist Hospital - South	1	
Smith	28	1.2
Riverview Regional Medical Center South	28	
Sumner	11	0.5
Sumner Regional Medical Center	9	
TriStar Hendersonville Medical Center	2	
Warren	113	4.7
River Park Hospital	113	

REPORT 3
REPORT FOR HOSPITALS 2014

SHORT-TERM HOSPITALS LICENSED IN TENNESSEE
 PATIENT ORIGIN DATA - ADMISSIONS OR DISCHARGES ACCORDING TO
 COUNTY OF RESIDENCE BY LOCATION OF FACILITY

Resident County: DeKalb

Facility Location/Name	Patients	Percent
Washington	1	0.0
Johnson City Medical Center	1	
Weakley	1	0.0
Volunteer Community Hospital	1	
Wilson	145	6.0
McFarland Hospital	20	
University Medical Center	125	

Resident County: Dickson

Facility Location/Name	Patients	Percent
Total Patients	6,515	100.0
Cannon	3	0.0
Stones River Hospital	3	
Cheatham	26	0.4
TriStar Ashland City Medical Center	26	
Davidson	3,508	53.8
Metro Nashville General Hospital	8	
Saint Thomas Hospital for Spinal Surgery	29	
Saint Thomas Midtown Hospital	532	
Saint Thomas West Hospital	508	
Sky line Medical Center Campus	77	
TriStar Centennial Medical Center	1,468	
TriStar Sky line Medical Center	89	
TriStar Southern Hills Medical Center	23	
TriStar Summit Medical Center	15	
Vanderbilt University Hospitals	759	
Dickson	2,690	41.3
TriStar Horizon Medical Center	2,690	
Hickman	1	0.0
Saint Thomas Hickman Hospital	1	

Resident County: Dickson

Facility Location/Name	Patients	Percent
Houston	21	0.3
Houston County Community Hospital	21	
Knox	3	0.0
Fort Sanders Regional Medical Center	1	
Parkwest Medical Center	1	
University of Tennessee Memorial Hospital	1	
Macon	1	0.0
Macon County General Hospital	1	
Madison	2	0.0
Jackson - Madison County General Hospital	2	
Maury	15	0.2
Maury Regional Hospital	15	
Montgomery	96	1.5
Gateway Medical Center	96	
Perry	1	0.0
Perry Community Hospital	1	
Roane	1	0.0
Roane Medical Center	1	
Robertson	7	0.1
NorthCrest Medical Center	7	
Rutherford	33	0.5
Saint Thomas Rutherford Hospital	6	
TriStar StoneCrest Medical Center	2	
Trustpoint Hospital	25	
Shelby	6	0.1
Lebonheur Children's Medical Center	1	
Methodist Healthcare - Memphis Hospitals	3	
Methodist Hospital - Germantown	1	
Regional One Health	1	
Sumner	11	0.2
Sumner Regional Medical Center	4	
TriStar Hendersonville Medical Center	7	

REPORT 3
REPORT FOR HOSPITALS 2014

SHORT-TERM HOSPITALS LICENSED IN TENNESSEE
 PATIENT ORIGIN DATA - ADMISSIONS OR DISCHARGES ACCORDING TO
 COUNTY OF RESIDENCE BY LOCATION OF FACILITY

Resident County: Dickson

Facility Location/Name	Patients	Percent
Williamson	77	1.2
Williamson Medical Center	77	
Wilson	13	0.2
McFarland Hospital	11	
University Medical Center	2	

Resident County: Dyer

Facility Location/Name	Patients	Percent
Total Patients	5,149	100.0
Carroll	5	0.1
McKenzie Regional Hospital	5	
Davidson	121	2.3
Metro Nashville General Hospital	1	
Saint Thomas Hospital for Spinal Surgery	1	
Saint Thomas Midtown Hospital	2	
Saint Thomas West Hospital	2	
TriStar Centennial Medical Center	8	
TriStar Sky line Medical Center	2	
TriStar Southern Hills Medical Center	3	
TriStar Summit Medical Center	1	
Vanderbilt University Hospitals	101	
Decatur	1	0.0
Decatur County General Hospital	1	
Dyer	2,710	52.6
Dyersburg Regional Medical Center	2,710	
Fayette	1	0.0
Methodist Healthcare - Fayette Hospital	1	
Hardin	1	0.0
Hardin Medical Center	1	
Henry	7	0.1
Henry County Medical Center	7	

Resident County: Dyer

Facility Location/Name	Patients	Percent
Knox	2	0.0
Parkwest Medical Center	1	
University of Tennessee Memorial Hospital	1	
Madison	1,505	29.2
Jackson - Madison County General Hospital	1,054	
Regional Hospital of Jackson	451	
Montgomery	3	0.1
Gateway Medical Center	3	
Obion	121	2.3
Baptist Memorial Hospital - Union City	121	
Rutherford	1	0.0
TriStar StoneCrest Medical Center	1	
Shelby	649	12.6
Baptist Memorial Hospital	134	
Baptist Memorial Hospital - Collierville	10	
Baptist Memorial Hospital for Women	2	
Delta Medical Center	43	
Lebonheur Children's Medical Center	113	
Methodist Healthcare - Memphis Hospitals	125	
Methodist Hospital - Germantown	53	
Methodist Hospital - North	20	
Methodist Hospital - South	4	
Regional One Health	72	
Saint Francis Hospital	34	
Saint Francis Hospital - Bartlett	18	
Saint Jude Children's Research Hospital	21	
Sumner	1	0.0
Sumner Regional Medical Center	1	
Tipton	6	0.1
Baptist Memorial Hospital - Tipton	6	
Washington	3	0.1
Johnson City Medical Center	3	

REPORT 3
REPORT FOR HOSPITALS 2014

SHORT-TERM HOSPITALS LICENSED IN TENNESSEE
 PATIENT ORIGIN DATA - ADMISSIONS OR DISCHARGES ACCORDING TO
 COUNTY OF RESIDENCE BY LOCATION OF FACILITY

Resident County: Dyer

Facility Location/Name	Patients	Percent
Weakley	11	0.2
Volunteer Community Hospital	11	
Williamson	1	0.0
Williamson Medical Center	1	

Resident County: Fayette

Facility Location/Name	Patients	Percent
Total Patients	3,144	100.0
Davidson	22	0.7
Saint Thomas Hospital for Spinal Surgery	1	
Saint Thomas Midtown Hospital	1	
Sky line Medical Center Campus	1	
TriStar Centennial Medical Center	1	
TriStar Sky line Medical Center	1	
Vanderbilt University Hospitals	17	
Dyer	1	0.0
Dyersburg Regional Medical Center	1	
Fayette	113	3.6
Methodist Healthcare - Fayette Hospital	113	
Hardeman	2	0.1
Bolivar General Hospital	2	
Henry	1	0.0
Henry County Medical Center	1	
Knox	1	0.0
University of Tennessee Memorial Hospital	1	
McNairy	1	0.0
McNairy Regional Hospital	1	
Madison	72	2.3
Jackson - Madison County General Hospital	58	
Regional Hospital of Jackson	14	

Resident County: Fayette

Facility Location/Name	Patients	Percent
Rutherford	1	0.0
TriStar StoneCrest Medical Center	1	
Shelby	2,921	92.9
Baptist Memorial Hospital	710	
Baptist Memorial Hospital - Collierville	242	
Baptist Memorial Hospital for Women	75	
Delta Medical Center	54	
Lebonheur Children's Medical Center	133	
Methodist Healthcare - Memphis Hospitals	119	
Methodist Hospital - Germantown	628	
Methodist Hospital - North	198	
Methodist Hospital - South	6	
Regional One Health	90	
Saint Francis Hospital	229	
Saint Francis Hospital - Bartlett	431	
Saint Jude Children's Research Hospital	6	
Tipton	8	0.3
Baptist Memorial Hospital - Tipton	8	
Williamson	1	0.0
Williamson Medical Center	1	

Resident County: Fentress

Facility Location/Name	Patients	Percent
Total Patients	2,886	100.0
Anderson	34	1.2
Methodist Medical Center of Oak Ridge	34	
Blount	3	0.1
Blount Memorial Hospital	3	
Campbell	1	0.0
Tennova Healthcare - LaFollette Medical Center	1	

REPORT 3
REPORT FOR HOSPITALS 2014

SHORT-TERM HOSPITALS LICENSED IN TENNESSEE
 PATIENT ORIGIN DATA - ADMISSIONS OR DISCHARGES ACCORDING TO
 COUNTY OF RESIDENCE BY LOCATION OF FACILITY

Resident County: Fentress

Facility Location/Name	Patients	Percent
Cannon	2	0.1
Stones River Hospital	2	
Cumberland	218	7.6
Cumberland Medical Center	218	
Davidson	268	9.3
Saint Thomas Hospital for Spinal Surgery	3	
Saint Thomas Midtown Hospital	17	
Saint Thomas West Hospital	51	
Sky line Medical Center Campus	9	
TriStar Centennial Medical Center	30	
TriStar Sky line Medical Center	11	
TriStar Southern Hills Medical Center	2	
TriStar Summit Medical Center	12	
Vanderbilt University Hospitals	133	
Fentress	1,189	41.2
Jamestown Regional Medical Center	1,189	
Hamilton	9	0.3
Erlanger Medical Center	7	
Parkridge East Hospital	1	
Parkridge Medical Center, Inc.	1	
Knox	133	4.6
East Tennessee Children's Hospital	23	
Fort Sanders Regional Medical Center	11	
North Knoxville Medical Center	2	
Parkwest Medical Center	22	
Tennova Healthcare	6	
Turkey Creek Medical Center	15	
University of Tennessee Memorial Hospital	54	
Overton	91	3.2
Livingston Regional Hospital	91	
Putnam	909	31.5
Cookeville Regional Medical Center	909	

Resident County: Fentress

Facility Location/Name	Patients	Percent
Rutherford	6	0.2
Saint Thomas Rutherford Hospital	5	
Trustpoint Hospital	1	
Sevier	1	0.0
LeConte Medical Center	1	
Shelby	10	0.3
Lebonheur Children's Medical Center	1	
Saint Jude Children's Research Hospital	9	
Smith	2	0.1
Riverview Regional Medical Center South	2	
Sullivan	1	0.0
Wellmont - Holston Valley Medical Center, Inc.	1	
Sumner	4	0.1
Sumner Regional Medical Center	1	
TriStar Hendersonville Medical Center	3	
Washington	1	0.0
Johnson City Medical Center	1	
Williamson	1	0.0
Williamson Medical Center	1	
Wilson	3	0.1
McFarland Hospital	2	
University Medical Center	1	

Resident County: Franklin

Facility Location/Name	Patients	Percent
Total Patients	5,143	100.0
Bedford	8	0.2
Heritage Medical Center	8	
Blount	1	0.0
Blount Memorial Hospital	1	

REPORT 3
REPORT FOR HOSPITALS 2014

SHORT-TERM HOSPITALS LICENSED IN TENNESSEE
 PATIENT ORIGIN DATA - ADMISSIONS OR DISCHARGES ACCORDING TO
 COUNTY OF RESIDENCE BY LOCATION OF FACILITY

Resident County: Franklin

Facility Location/Name	Patients	Percent
Bradley	3	0.1
Skyridge Medical Center	3	
Cannon	16	0.3
Stones River Hospital	16	
Cheatham	1	0.0
TriStar Ashland City Medical Center	1	
Coffee	788	15.3
Harton Regional Medical Center	701	
Medical Center of Manchester	58	
United Regional Medical Center	29	
Davidson	1,036	20.1
Saint Thomas Hospital for Spinal Surgery	10	
Saint Thomas Midtown Hospital	60	
Saint Thomas West Hospital	219	
Sky line Medical Center Campus	18	
TriStar Centennial Medical Center	230	
TriStar Sky line Medical Center	6	
TriStar Southern Hills Medical Center	6	
TriStar Summit Medical Center	2	
Vanderbilt University Hospitals	485	
Franklin	2,719	52.9
Southern Tennessee Regional Health System - Sewanee	67	
Southern Tennessee Regional Health System - Winchester	2,652	
Hamilton	249	4.8
Erlanger East	2	
Erlanger Medical Center	186	
Memorial Healthcare System, Inc.	32	
Memorial North Park	1	
Parkridge East Hospital	11	
Parkridge Medical Center, Inc.	17	
Knox	2	0.0
Parkwest Medical Center	1	

Resident County: Franklin

Facility Location/Name	Patients	Percent
Knox		
University of Tennessee Memorial Hospital	1	
Lincoln	11	0.2
Lincoln Medical Center	11	
Madison	1	0.0
Jackson - Madison County General Hospital	1	
Marion	7	0.1
Grandview Medical Center Jasper	7	
Maury	3	0.1
Maury Regional Hospital	3	
Rutherford	192	3.7
Saint Thomas Rutherford Hospital	132	
TriStar StoneCrest Medical Center	12	
Trustpoint Hospital	48	
Sevier	1	0.0
LeConte Medical Center	1	
Shelby	4	0.1
Lebonheur Children's Medical Center	1	
Methodist Healthcare - Memphis Hospitals	1	
Methodist Hospital - Germantown	2	
Sumner	4	0.1
Sumner Regional Medical Center	4	
Warren	4	0.1
River Park Hospital	4	
Williamson	69	1.3
Williamson Medical Center	69	
Wilson	24	0.5
McFarland Hospital	17	
University Medical Center	7	

REPORT 3
REPORT FOR HOSPITALS 2014

SHORT-TERM HOSPITALS LICENSED IN TENNESSEE
 PATIENT ORIGIN DATA - ADMISSIONS OR DISCHARGES ACCORDING TO
 COUNTY OF RESIDENCE BY LOCATION OF FACILITY

Resident County: Gibson

Facility Location/Name	Patients	Percent
Total Patients	5,975	100.0
Carroll	46	0.8
McKenzie Regional Hospital	46	
Davidson	294	4.9
Saint Thomas Hospital for Spinal Surgery	3	
Saint Thomas Midtown Hospital	9	
Saint Thomas West Hospital	30	
Sky line Medical Center Campus	3	
TriStar Centennial Medical Center	27	
TriStar Sky line Medical Center	3	
TriStar Southern Hills Medical Center	2	
TriStar Summit Medical Center	2	
Vanderbilt University Hospitals	215	
Dyer	63	1.1
Dyersburg Regional Medical Center	63	
Gibson	325	5.4
Milan General Hospital	325	
Hamilton	1	0.0
Parkridge Medical Center, Inc.	1	
Hardeman	1	0.0
Bolivar General Hospital	1	
Hardin	2	0.0
Hardin Medical Center	2	
Henry	19	0.3
Henry County Medical Center	19	
Knox	2	0.0
East Tennessee Children's Hospital	1	
University of Tennessee Memorial Hospital	1	
McNairy	1	0.0
McNairy Regional Hospital	1	
Madison	4,742	79.4
Jackson - Madison County General Hospital	3,967	

Resident County: Gibson

Facility Location/Name	Patients	Percent
Madison	775	
Regional Hospital of Jackson	775	
Maury	2	0.0
Maury Regional Hospital	2	
Montgomery	1	0.0
Gateway Medical Center	1	
Obion	48	0.8
Baptist Memorial Hospital - Union City	48	
Perry	18	0.3
Perry Community Hospital	18	
Rutherford	1	0.0
Saint Thomas Rutherford Hospital	1	
Shelby	347	5.8
Baptist Memorial Hospital	53	
Baptist Memorial Hospital - Collierville	7	
Baptist Memorial Hospital for Women	2	
Delta Medical Center	37	
Lebonheur Children's Medical Center	68	
Methodist Healthcare - Memphis Hospitals	49	
Methodist Hospital - Germantown	35	
Methodist Hospital - North	7	
Methodist Hospital - South	1	
Regional One Health	50	
Saint Francis Hospital	22	
Saint Francis Hospital - Bartlett	5	
Saint Jude Children's Research Hospital	11	
Sumner	1	0.0
Sumner Regional Medical Center	1	
Tipton	1	0.0
Baptist Memorial Hospital - Tipton	1	
Weakley	56	0.9
Volunteer Community Hospital	56	

REPORT 3
 REPORT FOR HOSPITALS 2014

SHORT-TERM HOSPITALS LICENSED IN TENNESSEE
 PATIENT ORIGIN DATA - ADMISSIONS OR DISCHARGES ACCORDING TO
 COUNTY OF RESIDENCE BY LOCATION OF FACILITY

Resident County: Gibson

Facility Location/Name	Patients	Percent
White	1	0.0
Highlands Medical Center	1	
Williamson	3	0.1
Williamson Medical Center	3	

Resident County: Giles

Facility Location/Name	Patients	Percent
Total Patients	2,065	100.0
Bedford	1	0.0
Heritage Medical Center	1	
Blount	1	0.0
Blount Memorial Hospital	1	
Coffee	2	0.1
Harton Regional Medical Center	1	
United Regional Medical Center	1	
Cumberland	1	0.0
Cumberland Medical Center	1	
Davidson	843	40.8
Saint Thomas Hospital for Spinal Surgery	6	
Saint Thomas Midtown Hospital	55	
Saint Thomas West Hospital	318	
Sky line Medical Center Campus	10	
TriStar Centennial Medical Center	97	
TriStar Sky line Medical Center	8	
TriStar Southern Hills Medical Center	14	
TriStar Summit Medical Center	3	
Vanderbilt University Hospitals	332	
Dickson	1	0.0
TriStar Horizon Medical Center	1	
Franklin	2	0.1
Southern Tennessee Regional Health System - Winchester	2	

Resident County: Giles

Facility Location/Name	Patients	Percent
Knox	4	0.2
Fort Sanders Regional Medical Center	1	
University of Tennessee Memorial Hospital	3	
Lawrence	55	2.7
Southern Tennessee Regional Health System -Lawrencburg	55	
Lincoln	14	0.7
Lincoln Medical Center	14	
Marshall	5	0.2
Marshall Medical Center	5	
Maury	945	45.8
Maury Regional Hospital	945	
Rutherford	18	0.9
Saint Thomas Rutherford Hospital	6	
TriStar StoneCrest Medical Center	2	
Trustpoint Hospital	10	
Sevier	1	0.0
LeConte Medical Center	1	
Shelby	17	0.8
Baptist Memorial Hospital - Collierville	1	
Methodist Hospital - North	1	
Saint Jude Children's Research Hospital	15	
Washington	2	0.1
Johnson City Medical Center	2	
Wayne	1	0.0
Wayne Medical Center	1	
Williamson	145	7.0
Williamson Medical Center	145	
Wilson	7	0.3
McFarland Hospital	5	
University Medical Center	2	

REPORT 3
REPORT FOR HOSPITALS 2014

SHORT-TERM HOSPITALS LICENSED IN TENNESSEE
 PATIENT ORIGIN DATA - ADMISSIONS OR DISCHARGES ACCORDING TO
 COUNTY OF RESIDENCE BY LOCATION OF FACILITY

Resident County: Grainger

Facility Location/Name	Patients	Percent
Total Patients	2,568	100.0
Anderson	1	0.0
Methodist Medical Center of Oak Ridge	1	
Blount	17	0.7
Blount Memorial Hospital	17	
Bradley	1	0.0
Skyridge Medical Center Westside	1	
Campbell	4	0.2
Tennova Healthcare - LaFollette Medical Center	4	
Carter	1	0.0
Sycamore Shoals Hospital	1	
Claiborne	49	1.9
Claiborne County Hospital	49	
Cocke	4	0.2
Tennova Healthcare - Newport Medical Center	4	
Davidson	32	1.2
Saint Thomas West Hospital	1	
TriStar Centennial Medical Center	1	
TriStar Skyline Medical Center	1	
Vanderbilt University Hospitals	29	
Greene	8	0.3
Laughlin Memorial Hospital	4	
Takoma Regional Hospital	4	
Hamblen	817	31.8
Lakeway Regional Hospital	237	
Morristown - Hamblen Healthcare System	580	
Hancock	9	0.4
Wellmont Hancock County Hospital	9	
Hawkins	6	0.2
Wellmont Hawkins County Memorial Hospital	6	
Jefferson	239	9.3
Tennova Healthcare - Jefferson Memorial Hospital	239	

Resident County: Grainger

Facility Location/Name	Patients	Percent
Knox	1,344	52.3
East Tennessee Children's Hospital	89	
Fort Sanders Regional Medical Center	296	
North Knoxville Medical Center	75	
Parkwest Medical Center	87	
Tennova Healthcare	325	
Turkey Creek Medical Center	43	
University of Tennessee Memorial Hospital	429	
Loudon	1	0.0
Fort Loudoun Medical Center	1	
McMinn	1	0.0
Starr Regional Medical Center	1	
Rutherford	1	0.0
Saint Thomas Rutherford Hospital	1	
Sevier	1	0.0
LeConte Medical Center	1	
Sullivan	29	1.1
Indian Path Medical Center	1	
Wellmont - Holston Valley Medical Center, Inc.	25	
Wellmont Bristol Regional Medical Center	3	
Washington	3	0.1
Johnson City Medical Center	3	

Resident County: Greene

Facility Location/Name	Patients	Percent
Total Patients	7,833	100.0
Anderson	1	0.0
Methodist Medical Center of Oak Ridge	1	
Blount	7	0.1
Blount Memorial Hospital	7	

REPORT 3
REPORT FOR HOSPITALS 2014

SHORT-TERM HOSPITALS LICENSED IN TENNESSEE
 PATIENT ORIGIN DATA - ADMISSIONS OR DISCHARGES ACCORDING TO
 COUNTY OF RESIDENCE BY LOCATION OF FACILITY

Resident County: Greene

Facility Location/Name	Patients	Percent
Carroll	1	0.0
McKenzie Regional Hospital	1	
Carter	27	0.3
Sycamore Shoals Hospital	27	
Cocke	7	0.1
Tennova Healthcare - Newport Medical Center	7	
Davidson	109	1.4
Saint Thomas West Hospital	1	
Skyline Medical Center Campus	1	
TriStar Centennial Medical Center	2	
Vanderbilt University Hospitals	105	
Greene	4,783	61.1
Laughlin Memorial Hospital	2,775	
Takoma Regional Hospital	2,008	
Hamblen	98	1.3
Lakeway Regional Hospital	26	
Morristown - Hamblen Healthcare System	72	
Hamilton	9	0.1
Erlanger Medical Center	8	
Erlanger North	1	
Hawkins	5	0.1
Wellmont Hawkins County Memorial Hospital	5	
Jefferson	1	0.0
Tennova Healthcare - Jefferson Memorial Hospital	1	
Knox	310	4.0
East Tennessee Children's Hospital	47	
Fort Sanders Regional Medical Center	36	
North Knoxville Medical Center	3	
Parkwest Medical Center	37	
Tennova Healthcare	34	
Turkey Creek Medical Center	21	
University of Tennessee Memorial Hospital	132	

Resident County: Greene

Facility Location/Name	Patients	Percent
Maury	1	0.0
Maury Regional Hospital	1	
Roane	1	0.0
Roane Medical Center	1	
Sevier	5	0.1
LeConte Medical Center	5	
Shelby	19	0.2
Lebonheur Children's Medical Center	1	
Saint Francis Hospital - Bartlett	1	
Saint Jude Children's Research Hospital	17	
Sullivan	681	8.7
Indian Path Medical Center	47	
Wellmont - Holston Valley Medical Center, Inc.	585	
Wellmont Bristol Regional Medical Center	49	
Unicoi	11	0.1
Unicoi County Memorial Hospital, Inc.	11	
Washington	1,755	22.4
Franklin Woods Community Hospital	158	
Johnson City Medical Center	1,597	
Williamson	2	0.0
Williamson Medical Center	2	

Resident County: Grundy

Facility Location/Name	Patients	Percent
Total Patients	2,126	100.0
Bledsoe	1	0.0
Erlanger Bledsoe	1	
Bradley	2	0.1
Skyridge Medical Center Westside	2	
Cannon	11	0.5
Stones River Hospital	11	

REPORT 3
REPORT FOR HOSPITALS 2014

SHORT-TERM HOSPITALS LICENSED IN TENNESSEE
 PATIENT ORIGIN DATA - ADMISSIONS OR DISCHARGES ACCORDING TO
 COUNTY OF RESIDENCE BY LOCATION OF FACILITY

Resident County: Grundy

Facility Location/Name	Patients	Percent
Coffee	177	8.3
Harton Regional Medical Center	58	
Medical Center of Manchester	72	
United Regional Medical Center	47	
Davidson	309	14.5
Saint Thomas Hospital for Spinal Surgery	3	
Saint Thomas Midtown Hospital	12	
Saint Thomas West Hospital	74	
Sky line Medical Center Campus	4	
TriStar Centennial Medical Center	67	
TriStar Sky line Medical Center	4	
TriStar Southern Hills Medical Center	3	
Vanderbilt University Hospitals	142	
Franklin	918	43.2
Southern Tennessee Regional Health System - Sewanee	348	
Southern Tennessee Regional Health System - Winchester	570	
Hamilton	504	23.7
Erlanger East	17	
Erlanger Medical Center	287	
Memorial Healthcare System, Inc.	101	
Memorial North Park	13	
Parkridge East Hospital	15	
Parkridge Medical Center, Inc.	71	
Marion	52	2.4
Grandview Medical Center Jasper	52	
Putnam	8	0.4
Cookeville Regional Medical Center	8	
Rutherford	50	2.4
Saint Thomas Rutherford Hospital	36	
Trustpoint Hospital	14	
Sevier	1	0.0
LeConte Medical Center	1	

Resident County: Grundy

Facility Location/Name	Patients	Percent
Warren	80	3.8
River Park Hospital	80	
Washington	1	0.0
Johnson City Medical Center	1	
White	1	0.0
Highlands Medical Center	1	
Williamson	6	0.3
Williamson Medical Center	6	
Wilson	5	0.2
McFarland Hospital	4	
University Medical Center	1	

Resident County: Hamblen

Facility Location/Name	Patients	Percent
Total Patients	8,053	100.0
Anderson	4	0.0
Methodist Medical Center of Oak Ridge	4	
Blount	43	0.5
Blount Memorial Hospital	43	
Bradley	2	0.0
Sky ridge Medical Center	2	
Campbell	7	0.1
Tennova Healthcare - LaFollette Medical Center	7	
Carter	2	0.0
Sycamore Shoals Hospital	2	
Claiborne	2	0.0
Claiborne County Hospital	2	
Cocke	72	0.9
Tennova Healthcare - Newport Medical Center	72	
Coffee	8	0.1
Medical Center of Manchester	8	

REPORT 3
REPORT FOR HOSPITALS 2014

SHORT-TERM HOSPITALS LICENSED IN TENNESSEE
 PATIENT ORIGIN DATA - ADMISSIONS OR DISCHARGES ACCORDING TO
 COUNTY OF RESIDENCE BY LOCATION OF FACILITY

Resident County: Hamblen

Facility Location/Name	Patients	Percent
Cumberland	1	0.0
Cumberland Medical Center	1	
Davidson	131	1.6
Saint Thomas Hospital for Spinal Surgery	2	
Saint Thomas Midtown Hospital	2	
Saint Thomas West Hospital	9	
TriStar Centennial Medical Center	10	
TriStar Summit Medical Center	1	
Vanderbilt University Hospitals	107	
Greene	59	0.7
Laughlin Memorial Hospital	39	
Takoma Regional Hospital	20	
Hamblen	5,181	64.3
Lakeway Regional Hospital	1,404	
Morristown - Hamblen Healthcare System	3,777	
Hamilton	3	0.0
Erlanger Medical Center	3	
Hancock	2	0.0
Wellmont Hancock County Hospital	2	
Hawkins	16	0.2
Wellmont Hawkins County Memorial Hospital	16	
Jefferson	346	4.3
Tennova Healthcare - Jefferson Memorial Hospital	346	
Knox	2,015	25.0
East Tennessee Children's Hospital	233	
Fort Sanders Regional Medical Center	403	
North Knoxville Medical Center	29	
Parkwest Medical Center	148	
Tennova Healthcare	297	
Turkey Creek Medical Center	116	
University of Tennessee Memorial Hospital	789	

Resident County: Hamblen

Facility Location/Name	Patients	Percent
Loudon	1	0.0
Fort Loudoun Medical Center	1	
Montgomery	1	0.0
Gateway Medical Center	1	
Putnam	1	0.0
Cookeville Regional Medical Center	1	
Roane	1	0.0
Roane Medical Center	1	
Rutherford	1	0.0
TriStar StoneCrest Medical Center	1	
Sevier	15	0.2
LeConte Medical Center	15	
Shelby	1	0.0
Methodist Healthcare - Memphis Hospitals	1	
Sullivan	67	0.8
Indian Path Medical Center	6	
Wellmont - Holston Valley Medical Center, Inc.	54	
Wellmont Bristol Regional Medical Center	7	
Washington	71	0.9
Franklin Woods Community Hospital	5	
Johnson City Medical Center	66	

Resident County: Hamilton

Facility Location/Name	Patients	Percent
Total Patients	34,156	100.0
Anderson	8	0.0
Methodist Medical Center of Oak Ridge	8	
Bedford	1	0.0
Heritage Medical Center	1	
Bledsoe	6	0.0
Erlanger Bledsoe	6	

REPORT 3
REPORT FOR HOSPITALS 2014

SHORT-TERM HOSPITALS LICENSED IN TENNESSEE
 PATIENT ORIGIN DATA - ADMISSIONS OR DISCHARGES ACCORDING TO
 COUNTY OF RESIDENCE BY LOCATION OF FACILITY

Resident County: Hamilton

Facility Location/Name	Patients	Percent
Blount	6	0.0
Blount Memorial Hospital	6	
Bradley	277	0.8
Skyridge Medical Center	176	
Skyridge Medical Center Westside	101	
Campbell	2	0.0
Tennova Healthcare - LaFollette Medical Center	2	
Cannon	3	0.0
Stones River Hospital	3	
Coffee	4	0.0
Harton Regional Medical Center	2	
Medical Center of Manchester	1	
United Regional Medical Center	1	
Cumberland	3	0.0
Cumberland Medical Center	3	
Davidson	552	1.6
Saint Thomas Hospital for Spinal Surgery	1	
Saint Thomas Midtown Hospital	13	
Saint Thomas West Hospital	43	
Skyline Medical Center Campus	6	
TriStar Centennial Medical Center	41	
TriStar Skyline Medical Center	4	
TriStar Southern Hills Medical Center	1	
TriStar Summit Medical Center	4	
Vanderbilt University Hospitals	439	
Fentress	2	0.0
Jamestown Regional Medical Center	2	
Franklin	6	0.0
Southern Tennessee Regional Health System - Winchester	6	
Greene	2	0.0
Takoma Regional Hospital	2	

Resident County: Hamilton

Facility Location/Name	Patients	Percent
Hamblen	2	0.0
Morristown - Hamblen Healthcare System	2	
Hamilton	32,909	96.3
Erlanger East	1,290	
Erlanger Medical Center	12,236	
Erlanger North	140	
Memorial Healthcare System, Inc.	9,685	
Memorial North Park	3,522	
Parkridge East Hospital	2,058	
Parkridge Medical Center, Inc.	3,978	
Hickman	1	0.0
Saint Thomas Hickman Hospital	1	
Knox	70	0.2
East Tennessee Children's Hospital	3	
Fort Sanders Regional Medical Center	7	
North Knoxville Medical Center	1	
Parkwest Medical Center	15	
Tennova Healthcare	7	
Turkey Creek Medical Center	8	
University of Tennessee Memorial Hospital	29	
Lawrence	2	0.0
Southern Tennessee Regional Health System-Lawrencburg	2	
Loudon	1	0.0
Fort Loudoun Medical Center	1	
McMinn	16	0.0
Starr Regional Medical Center	7	
Starr Regional Medical Center Etowah	9	
Madison	10	0.0
Jackson - Madison County General Hospital	10	
Marion	132	0.4
Grandview Medical Center Jasper	132	

REPORT 3
 REPORT FOR HOSPITALS 2014

SHORT-TERM HOSPITALS LICENSED IN TENNESSEE
 PATIENT ORIGIN DATA - ADMISSIONS OR DISCHARGES ACCORDING TO
 COUNTY OF RESIDENCE BY LOCATION OF FACILITY

Resident County: Hamilton

Facility Location/Name	Patients	Percent
Maury	1	0.0
Maury Regional Hospital	1	
Monroe	3	0.0
Sweetwater Hospital Association	3	
Montgomery	1	0.0
Gateway Medical Center	1	
Obion	5	0.0
Baptist Memorial Hospital - Union City	5	
Putnam	1	0.0
Cookeville Regional Medical Center	1	
Rhea	53	0.2
Rhea Medical Center	53	
Roane	1	0.0
Roane Medical Center	1	
Rutherford	27	0.1
Saint Thomas Rutherford Hospital	6	
TriStar StoneCrest Medical Center	4	
Trustpoint Hospital	17	
Sevier	4	0.0
LeConte Medical Center	4	
Shelby	21	0.1
Baptist Memorial Hospital	2	
Baptist Memorial Hospital - Collierville	1	
Delta Medical Center	1	
Lebonheur Children's Medical Center	7	
Methodist Healthcare - Memphis Hospitals	6	
Methodist Hospital - North	1	
Saint Francis Hospital	2	
Saint Francis Hospital - Bartlett	1	
Sullivan	3	0.0
Indian Path Medical Center	1	
Wellmont - Holston Valley Medical Center, Inc.	1	

Resident County: Hamilton

Facility Location/Name	Patients	Percent
Sullivan		
Wellmont Bristol Regional Medical Center	1	
Sumner	3	0.0
Sumner Regional Medical Center	1	
TriStar Hendersonville Medical Center	2	
Warren	1	0.0
River Park Hospital	1	
Washington	5	0.0
Franklin Woods Community Hospital	1	
Johnson City Medical Center	4	
Wayne	1	0.0
Wayne Medical Center	1	
Weakley	1	0.0
Volunteer Community Hospital	1	
Williamson	4	0.0
Williamson Medical Center	4	
Wilson	6	0.0
McFarland Hospital	5	
University Medical Center	1	

Resident County: Hancock

Facility Location/Name	Patients	Percent
Total Patients	821	100.0
Anderson	1	0.1
Methodist Medical Center of Oak Ridge	1	
Blount	1	0.1
Blount Memorial Hospital	1	
Carter	1	0.1
Sycamore Shoals Hospital	1	
Claiborne	25	3.0
Claiborne County Hospital	25	

REPORT 3
REPORT FOR HOSPITALS 2014

SHORT-TERM HOSPITALS LICENSED IN TENNESSEE
 PATIENT ORIGIN DATA - ADMISSIONS OR DISCHARGES ACCORDING TO
 COUNTY OF RESIDENCE BY LOCATION OF FACILITY

Resident County: Hancock

Facility Location/Name	Patients	Percent
Davidson	4	0.5
Saint Thomas West Hospital	1	
TriStar Centennial Medical Center	1	
Vanderbilt University Hospitals	2	
Greene	8	1.0
Laughlin Memorial Hospital	3	
Takoma Regional Hospital	5	
Hamblen	241	29.4
Lakeway Regional Hospital	75	
Morristown - Hamblen Healthcare System	166	
Hancock	196	23.9
Wellmont Hancock County Hospital	196	
Hawkins	33	4.0
Wellmont Hawkins County Memorial Hospital	33	
Jefferson	1	0.1
Tennova Healthcare - Jefferson Memorial Hospital	1	
Knox	101	12.3
East Tennessee Children's Hospital	15	
Fort Sanders Regional Medical Center	15	
North Knoxville Medical Center	3	
Parkwest Medical Center	7	
Tennova Healthcare	8	
Turkey Creek Medical Center	5	
University of Tennessee Memorial Hospital	48	
Shelby	1	0.1
Lebonheur Children's Medical Center	1	
Sullivan	195	23.8
Indian Path Medical Center	7	
Wellmont - Holston Valley Medical Center, Inc.	170	
Wellmont Bristol Regional Medical Center	18	
Washington	13	1.6
Johnson City Medical Center	13	

Resident County: Hardeman

Facility Location/Name	Patients	Percent
Total Patients	2,815	100.0
Carroll	1	0.0
McKenzie Regional Hospital	1	
Davidson	69	2.5
Metro Nashville General Hospital	20	
Saint Thomas West Hospital	4	
TriStar Centennial Medical Center	3	
TriStar Southern Hills Medical Center	2	
Vanderbilt University Hospitals	40	
Fayette	17	0.6
Methodist Healthcare - Fayette Hospital	17	
Gibson	1	0.0
Milan General Hospital	1	
Hardeman	154	5.5
Bolivar General Hospital	154	
Hardin	11	0.4
Hardin Medical Center	11	
Knox	3	0.1
Fort Sanders Regional Medical Center	2	
University of Tennessee Memorial Hospital	1	
Lawrence	2	0.1
Southern Tennessee Regional Health System-Lawrencburg	2	
McNairy	56	2.0
McNairy Regional Hospital	56	
Madison	1,674	59.5
Jackson - Madison County General Hospital	1,531	
Regional Hospital of Jackson	143	
Perry	1	0.0
Perry Community Hospital	1	
Rutherford	1	0.0
Saint Thomas Rutherford Hospital	1	

REPORT 3
REPORT FOR HOSPITALS 2014

SHORT-TERM HOSPITALS LICENSED IN TENNESSEE
 PATIENT ORIGIN DATA - ADMISSIONS OR DISCHARGES ACCORDING TO
 COUNTY OF RESIDENCE BY LOCATION OF FACILITY

Resident County: Hardeman

Facility Location/Name	Patients	Percent
Shelby	752	26.7
Baptist Memorial Hospital	194	
Baptist Memorial Hospital - Collierville	51	
Baptist Memorial Hospital for Women	20	
Delta Medical Center	46	
Lebonheur Children's Medical Center	84	
Methodist Healthcare - Memphis Hospitals	47	
Methodist Hospital - Germantown	144	
Methodist Hospital - North	31	
Regional One Health	29	
Saint Francis Hospital	62	
Saint Francis Hospital - Bartlett	36	
Saint Jude Children's Research Hospital	8	
Tipton	3	0.1
Baptist Memorial Hospital - Tipton	3	
Weakley	2	0.1
Volunteer Community Hospital	2	
White	67	2.4
Highlands Medical Center	67	
Williamson	1	0.0
Williamson Medical Center	1	

Resident County: Hardin

Facility Location/Name	Patients	Percent
Total Patients	2,636	100.0
Davidson	294	11.2
Saint Thomas Midtown Hospital	17	
Saint Thomas West Hospital	51	
Sky line Medical Center Campus	1	
TriStar Centennial Medical Center	31	
TriStar Southern Hills Medical Center	1	

Resident County: Hardin

Facility Location/Name	Patients	Percent
Davidson		
Vanderbilt University Hospitals	193	
Decatur	1	0.0
Decatur County General Hospital	1	
Dyer	1	0.0
Dyersburg Regional Medical Center	1	
Gibson	1	0.0
Milan General Hospital	1	
Hamilton	1	0.0
Parkridge Medical Center, Inc.	1	
Hardin	1,045	39.6
Hardin Medical Center	1,045	
Hickman	1	0.0
Saint Thomas Hickman Hospital	1	
Lawrence	3	0.1
Southern Tennessee Regional Health System-Lawrencburg	3	
McNairy	50	1.9
McNairy Regional Hospital	50	
Madison	864	32.8
Jackson - Madison County General Hospital	734	
Regional Hospital of Jackson	130	
Maury	12	0.5
Maury Regional Hospital	12	
Montgomery	3	0.1
Gateway Medical Center	3	
Perry	16	0.6
Perry Community Hospital	16	
Rutherford	6	0.2
Saint Thomas Rutherford Hospital	3	
Trustpoint Hospital	3	
Shelby	330	12.5
Baptist Memorial Hospital	99	

REPORT 3
REPORT FOR HOSPITALS 2014

SHORT-TERM HOSPITALS LICENSED IN TENNESSEE
 PATIENT ORIGIN DATA - ADMISSIONS OR DISCHARGES ACCORDING TO
 COUNTY OF RESIDENCE BY LOCATION OF FACILITY

Resident County: Hardin

Facility Location/Name	Patients	Percent
Shelby		
Baptist Memorial Hospital - Collierville	9	
Baptist Memorial Hospital for Women	1	
Delta Medical Center	13	
Lebonheur Children's Medical Center	52	
Methodist Healthcare - Memphis Hospitals	53	
Methodist Hospital - Germantown	28	
Methodist Hospital - North	1	
Regional One Health	38	
Saint Francis Hospital	26	
Saint Francis Hospital - Bartlett	2	
Saint Jude Children's Research Hospital	8	
Sullivan	1	0.0
Indian Path Medical Center	1	
Wayne	5	0.2
Wayne Medical Center	5	
Williamson	2	0.1
Williamson Medical Center	2	

Resident County: Hawkins

Facility Location/Name	Patients	Percent
Total Patients	7,538	100.0
Anderson	2	0.0
Methodist Medical Center of Oak Ridge	2	
Blount	5	0.1
Blount Memorial Hospital	5	
Campbell	2	0.0
Tennova Healthcare - LaFollette Medical Center	2	
Carter	21	0.3
Sycamore Shoals Hospital	21	

Resident County: Hawkins

Facility Location/Name	Patients	Percent
Claiborne	2	0.0
Claiborne County Hospital	2	
Cocke	3	0.0
Tennova Healthcare - Newport Medical Center	3	
Cumberland	2	0.0
Cumberland Medical Center	2	
Davidson	85	1.1
Saint Thomas Midtown Hospital	1	
Saint Thomas West Hospital	3	
TriStar Centennial Medical Center	1	
TriStar Skyline Medical Center	2	
TriStar Summit Medical Center	2	
Vanderbilt University Hospitals	76	
Greene	231	3.1
Laughlin Memorial Hospital	114	
Takoma Regional Hospital	117	
Hamblen	541	7.2
Lakeway Regional Hospital	143	
Morristown - Hamblen Healthcare System	398	
Hamilton	2	0.0
Erlanger Medical Center	2	
Hancock	14	0.2
Wellmont Hancock County Hospital	14	
Hawkins	952	12.6
Wellmont Hawkins County Memorial Hospital	952	
Jefferson	10	0.1
Tennova Healthcare - Jefferson Memorial Hospital	10	
Knox	288	3.8
East Tennessee Children's Hospital	57	
Fort Sanders Regional Medical Center	43	
North Knoxville Medical Center	2	
Parkwest Medical Center	26	

REPORT 3
REPORT FOR HOSPITALS 2014

SHORT-TERM HOSPITALS LICENSED IN TENNESSEE
 PATIENT ORIGIN DATA - ADMISSIONS OR DISCHARGES ACCORDING TO
 COUNTY OF RESIDENCE BY LOCATION OF FACILITY

Resident County: Hawkins

Facility Location/Name	Patients	Percent
Knox		
Tennova Healthcare	24	
Turkey Creek Medical Center	13	
University of Tennessee Memorial Hospital	123	
Madison	1,084	14.4
Jackson - Madison County General Hospital	1,084	
Putnam	1	0.0
Cookeville Regional Medical Center	1	
Sevier	6	0.1
LeConte Medical Center	6	
Shelby	4	0.1
Lebonheur Children's Medical Center	1	
Regional One Health	1	
Saint Jude Children's Research Hospital	2	
Smith	1	0.0
Riverview Regional Medical Center South	1	
Sullivan	3,993	53.0
Indian Path Medical Center	763	
Wellmont - Holston Valley Medical Center, Inc.	3,130	
Wellmont Bristol Regional Medical Center	100	
Sumner	1	0.0
TriStar Hendersonville Medical Center	1	
Washington	285	3.8
Franklin Woods Community Hospital	18	
Johnson City Medical Center	267	
White	2	0.0
Highlands Medical Center	2	
Wilson	1	0.0
McFarland Hospital	1	

Resident County: Haywood

Facility Location/Name	Patients	Percent
Total Patients	2,328	100.0
Davidson	43	1.8
Saint Thomas West Hospital	1	
TriStar Centennial Medical Center	1	
TriStar Skyline Medical Center	1	
TriStar Summit Medical Center	2	
Vanderbilt University Hospitals	38	
Decatur	1	0.0
Decatur County General Hospital	1	
Dyer	6	0.3
Dyersburg Regional Medical Center	6	
Gibson	1	0.0
Milan General Hospital	1	
Henry	1	0.0
Henry County Medical Center	1	
Lauderdale	2	0.1
Lauderdale Community Hospital	2	
Madison	1,876	80.6
Jackson - Madison County General Hospital	1,541	
Regional Hospital of Jackson	335	
Rutherford	2	0.1
Saint Thomas Rutherford Hospital	1	
TriStar StoneCrest Medical Center	1	
Shelby	368	15.8
Baptist Memorial Hospital	122	
Baptist Memorial Hospital - Collierville	7	
Baptist Memorial Hospital for Women	1	
Delta Medical Center	8	
Lebonheur Children's Medical Center	55	
Methodist Healthcare - Memphis Hospitals	43	
Methodist Hospital - Germantown	26	
Methodist Hospital - North	28	

REPORT 3
REPORT FOR HOSPITALS 2014

SHORT-TERM HOSPITALS LICENSED IN TENNESSEE
 PATIENT ORIGIN DATA - ADMISSIONS OR DISCHARGES ACCORDING TO
 COUNTY OF RESIDENCE BY LOCATION OF FACILITY

Resident County: Haywood

Facility Location/Name	Patients	Percent
Shelby		
Methodist Hospital - South	1	
Regional One Health	27	
Saint Francis Hospital	22	
Saint Francis Hospital - Bartlett	23	
Saint Jude Children's Research Hospital	5	
Tipton	28	1.2
Baptist Memorial Hospital - Tipton	28	

Resident County: Henderson

Facility Location/Name	Patients	Percent
Total Patients	1,784	100.0
Bedford	1	0.1
Heritage Medical Center	1	
Benton	1	0.1
Camden General Hospital	1	
Blount	45	2.5
Blount Memorial Hospital	45	
Carroll	17	1.0
Baptist Memorial Hospital - Huntingdon	7	
McKenzie Regional Hospital	10	
Davidson	322	18.0
Saint Thomas Hospital for Spinal Surgery	2	
Saint Thomas Midtown Hospital	12	
Saint Thomas West Hospital	50	
Sky line Medical Center Campus	3	
TriStar Centennial Medical Center	27	
TriStar Sky line Medical Center	4	
TriStar Southern Hills Medical Center	1	
TriStar Summit Medical Center	2	
Vanderbilt University Hospitals	221	

Resident County: Henderson

Facility Location/Name	Patients	Percent
Decatur	56	3.1
Decatur County General Hospital	56	
Dickson	1	0.1
TriStar Horizon Medical Center	1	
Gibson	2	0.1
Milan General Hospital	2	
Hardin	23	1.3
Hardin Medical Center	23	
Henderson	335	18.8
Henderson County Community Hospital	335	
Henry	4	0.2
Henry County Medical Center	4	
Hickman	1	0.1
Saint Thomas Hickman Hospital	1	
Knox	1	0.1
Fort Sanders Regional Medical Center	1	
McNairy	8	0.4
McNairy Regional Hospital	8	
Madison	786	44.1
Jackson - Madison County General Hospital	343	
Regional Hospital of Jackson	443	
Maury	3	0.2
Maury Regional Hospital	3	
Obion	1	0.1
Baptist Memorial Hospital - Union City	1	
Perry	5	0.3
Perry Community Hospital	5	
Putnam	1	0.1
Cookeville Regional Medical Center	1	
Robertson	1	0.1
NorthCrest Medical Center	1	

REPORT 3
REPORT FOR HOSPITALS 2014

SHORT-TERM HOSPITALS LICENSED IN TENNESSEE
 PATIENT ORIGIN DATA - ADMISSIONS OR DISCHARGES ACCORDING TO
 COUNTY OF RESIDENCE BY LOCATION OF FACILITY

Resident County: Henderson

Facility Location/Name	Patients	Percent
Rutherford	1	0.1
Saint Thomas Rutherford Hospital	1	
Sevier	2	0.1
LeConte Medical Center	2	
Shelby	164	9.2
Baptist Memorial Hospital	30	
Baptist Memorial Hospital - Collierville	3	
Delta Medical Center	15	
Lebonheur Children's Medical Center	38	
Methodist Healthcare - Memphis Hospitals	26	
Methodist Hospital - Germantown	7	
Methodist Hospital - North	1	
Regional One Health	19	
Saint Francis Hospital	8	
Saint Francis Hospital - Bartlett	4	
Saint Jude Children's Research Hospital	13	
Sumner	1	0.1
TriStar Hendersonville Medical Center	1	
Williamson	1	0.1
Williamson Medical Center	1	
Wilson	1	0.1
University Medical Center	1	

Resident County: Henry

Facility Location/Name	Patients	Percent
Total Patients	3,179	100.0
Bedford	1	0.0
Heritage Medical Center	1	
Benton	3	0.1
Camden General Hospital	3	

Resident County: Henry

Facility Location/Name	Patients	Percent
Carroll	201	6.3
Baptist Memorial Hospital - Huntingdon	7	
McKenzie Regional Hospital	194	
Cocke	1	0.0
Tennova Healthcare - Newport Medical Center	1	
Cumberland	1	0.0
Cumberland Medical Center	1	
Davidson	816	25.7
Saint Thomas Hospital for Spinal Surgery	3	
Saint Thomas Midtown Hospital	35	
Saint Thomas West Hospital	370	
Skyline Medical Center Campus	3	
TriStar Centennial Medical Center	85	
TriStar Skyline Medical Center	5	
TriStar Southern Hills Medical Center	2	
TriStar Summit Medical Center	2	
Vanderbilt University Hospitals	311	
Dickson	2	0.1
TriStar Horizon Medical Center	2	
Henry	1,932	60.8
Henry County Medical Center	1,932	
Knox	1	0.0
Turkey Creek Medical Center	1	
Madison	63	2.0
Regional Hospital of Jackson	63	
Maury	1	0.0
Maury Regional Hospital	1	
Montgomery	9	0.3
Gateway Medical Center	9	
Obion	34	1.1
Baptist Memorial Hospital - Union City	34	

REPORT 3
REPORT FOR HOSPITALS 2014

SHORT-TERM HOSPITALS LICENSED IN TENNESSEE
 PATIENT ORIGIN DATA - ADMISSIONS OR DISCHARGES ACCORDING TO
 COUNTY OF RESIDENCE BY LOCATION OF FACILITY

Resident County: Henry

Facility Location/Name	Patients	Percent
Robertson	1	0.0
NorthCrest Medical Center	1	
Rutherford	3	0.1
Saint Thomas Rutherford Hospital	2	
TriStar StoneCrest Medical Center	1	
Shelby	87	2.7
Baptist Memorial Hospital	35	
Delta Medical Center	1	
Lebonheur Children's Medical Center	11	
Methodist Healthcare - Memphis Hospitals	14	
Methodist Hospital - Germantown	14	
Methodist Hospital - North	6	
Regional One Health	3	
Saint Francis Hospital	2	
Saint Jude Children's Research Hospital	1	
Sumner	1	0.0
Sumner Regional Medical Center	1	
Trousdale	1	0.0
Trousdale Medical Center	1	
Warren	1	0.0
River Park Hospital	1	
Washington	1	0.0
Franklin Woods Community Hospital	1	
Weakley	11	0.3
Volunteer Community Hospital	11	
Williamson	7	0.2
Williamson Medical Center	7	
Wilson	1	0.0
McFarland Hospital	1	

Resident County: Hickman

Facility Location/Name	Patients	Percent
Total Patients	3,013	100.0
Cannon	1	0.0
Stones River Hospital	1	
Davidson	1,640	54.4
Metro Nashville General Hospital	22	
Saint Thomas Hospital for Spinal Surgery	8	
Saint Thomas Midtown Hospital	411	
Saint Thomas West Hospital	316	
Skyline Medical Center Campus	30	
TriStar Centennial Medical Center	454	
TriStar Skyline Medical Center	15	
TriStar Southern Hills Medical Center	5	
TriStar Summit Medical Center	7	
Vanderbilt University Hospitals	372	
Dickson	698	23.2
TriStar Horizon Medical Center	698	
Henry	1	0.0
Henry County Medical Center	1	
Hickman	197	6.5
Saint Thomas Hickman Hospital	197	
Humphreys	1	0.0
Three Rivers Hospital	1	
Knox	3	0.1
Parkwest Medical Center	1	
University of Tennessee Memorial Hospital	2	
Lawrence	2	0.1
Southern Tennessee Regional Health System-Lawrencburg	2	
Maury	326	10.8
Maury Regional Hospital	326	
Montgomery	3	0.1
Gateway Medical Center	3	

REPORT 3
 REPORT FOR HOSPITALS 2014

SHORT-TERM HOSPITALS LICENSED IN TENNESSEE
 PATIENT ORIGIN DATA - ADMISSIONS OR DISCHARGES ACCORDING TO
 COUNTY OF RESIDENCE BY LOCATION OF FACILITY

Resident County: Hickman

Facility Location/Name	Patients	Percent
Perry	9	0.3
Perry Community Hospital	9	
Putnam	1	0.0
Cookeville Regional Medical Center	1	
Robertson	1	0.0
NorthCrest Medical Center	1	
Rutherford	20	0.7
Saint Thomas Rutherford Hospital	10	
TriStar StoneCrest Medical Center	4	
Trustpoint Hospital	6	
Shelby	4	0.1
Lebonheur Children's Medical Center	1	
Methodist Healthcare - Memphis Hospitals	1	
Saint Francis Hospital	2	
Sumner	2	0.1
TriStar Hendersonville Medical Center	2	
Weakley	1	0.0
Volunteer Community Hospital	1	
White	6	0.2
Highlands Medical Center	6	
Williamson	94	3.1
Williamson Medical Center	94	
Wilson	3	0.1
McFarland Hospital	3	

Resident County: Houston

Facility Location/Name	Patients	Percent
Total Patients	1,197	100.0
Cannon	1	0.1
Stones River Hospital	1	

Resident County: Houston

Facility Location/Name	Patients	Percent
Carroll	1	0.1
McKenzie Regional Hospital	1	
Davidson	498	41.6
Metro Nashville General Hospital	1	
Saint Thomas Hospital for Spinal Surgery	3	
Saint Thomas Midtown Hospital	41	
Saint Thomas West Hospital	89	
Skyline Medical Center Campus	2	
TriStar Centennial Medical Center	169	
TriStar Skyline Medical Center	31	
TriStar Summit Medical Center	6	
Vanderbilt University Hospitals	156	
Dickson	127	10.6
TriStar Horizon Medical Center	127	
Henry	14	1.2
Henry County Medical Center	14	
Houston	377	31.5
Houston County Community Hospital	377	
Humphreys	4	0.3
Three Rivers Hospital	4	
Knox	1	0.1
North Knoxville Medical Center	1	
Maurry	1	0.1
Maurry Regional Hospital	1	
Montgomery	164	13.7
Gateway Medical Center	164	
Robertson	3	0.3
NorthCrest Medical Center	3	
Rutherford	3	0.3
Saint Thomas Rutherford Hospital	1	
Trustpoint Hospital	2	

REPORT 3
REPORT FOR HOSPITALS 2014

SHORT-TERM HOSPITALS LICENSED IN TENNESSEE
 PATIENT ORIGIN DATA - ADMISSIONS OR DISCHARGES ACCORDING TO
 COUNTY OF RESIDENCE BY LOCATION OF FACILITY

Resident County: Houston

Facility Location/Name	Patients	Percent
Shelby	1	0.1
Saint Francis Hospital - Bartlett	1	
Sumner	1	0.1
TriStar Hendersonville Medical Center	1	
Weakley	1	0.1
Volunteer Community Hospital	1	

Resident County: Humphreys

Facility Location/Name	Patients	Percent
Total Patients	2,609	100.0
Anderson	1	0.0
Methodist Medical Center of Oak Ridge	1	
Benton	4	0.2
Camden General Hospital	4	
Carroll	3	0.1
McKenzie Regional Hospital	3	
Cheatham	1	0.0
TriStar Ashland City Medical Center	1	
Davidson	1,339	51.3
Metro Nashville General Hospital	1	
Saint Thomas Hospital for Spinal Surgery	13	
Saint Thomas Midtown Hospital	257	
Saint Thomas West Hospital	237	
Sky line Medical Center Campus	14	
TriStar Centennial Medical Center	454	
TriStar Sky line Medical Center	25	
TriStar Southern Hills Medical Center	5	
TriStar Summit Medical Center	4	
Vanderbilt University Hospitals	329	
Dickson	765	29.3
TriStar Horizon Medical Center	765	

Resident County: Humphreys

Facility Location/Name	Patients	Percent
Hamilton	2	0.1
Erlanger Medical Center	2	
Henry	22	0.8
Henry County Medical Center	22	
Houston	7	0.3
Houston County Community Hospital	7	
Humphreys	358	13.7
Three Rivers Hospital	358	
Knox	1	0.0
University of Tennessee Memorial Hospital	1	
Lawrence	1	0.0
Southern Tennessee Regional Health System-Lawrencburg	1	
Madison	30	1.1
Jackson - Madison County General Hospital	28	
Regional Hospital of Jackson	2	
Maury	9	0.3
Maury Regional Hospital	9	
Montgomery	10	0.4
Gateway Medical Center	10	
Perry	8	0.3
Perry Community Hospital	8	
Robertson	3	0.1
NorthCrest Medical Center	3	
Rutherford	14	0.5
Saint Thomas Rutherford Hospital	4	
Trustpoint Hospital	10	
Shelby	7	0.3
Methodist Healthcare - Memphis Hospitals	2	
Methodist Hospital - Germantown	1	
Methodist Hospital - North	3	
Saint Francis Hospital - Bartlett	1	

REPORT 3
REPORT FOR HOSPITALS 2014

SHORT-TERM HOSPITALS LICENSED IN TENNESSEE
 PATIENT ORIGIN DATA - ADMISSIONS OR DISCHARGES ACCORDING TO
 COUNTY OF RESIDENCE BY LOCATION OF FACILITY

Resident County: Humphreys

Facility Location/Name	Patients	Percent
Sullivan	2	0.1
Wellmont - Holston Valley Medical Center, Inc.	2	
Sumner	2	0.1
Sumner Regional Medical Center	2	
Williamson	20	0.8
Williamson Medical Center	20	

Resident County: Jackson

Facility Location/Name	Patients	Percent
Total Patients	1,171	100.0
Bledsoe	1	0.1
Erlanger Bledsoe	1	
Bradley	3	0.3
Skyridge Medical Center	3	
Cannon	2	0.2
Stones River Hospital	2	
Clay	136	11.6
Cumberland River Hospital	136	
Cumberland	3	0.3
Cumberland Medical Center	3	
Davidson	198	16.9
Saint Thomas Hospital for Spinal Surgery	3	
Saint Thomas Midtown Hospital	14	
Saint Thomas West Hospital	29	
Sky line Medical Center Campus	8	
TriStar Centennial Medical Center	30	
TriStar Sky line Medical Center	5	
TriStar Southern Hills Medical Center	1	
TriStar Summit Medical Center	13	
Vanderbilt University Hospitals	95	

Resident County: Jackson

Facility Location/Name	Patients	Percent
DeKalb	1	0.1
DeKalb Community Hospital	1	
Hamilton	7	0.6
Erlanger Medical Center	5	
Parkridge East Hospital	2	
Knox	2	0.2
Parkwest Medical Center	1	
University of Tennessee Memorial Hospital	1	
Macon	14	1.2
Macon County General Hospital	14	
Overton	40	3.4
Livingston Regional Hospital	40	
Putnam	674	57.6
Cookeville Regional Medical Center	674	
Rutherford	1	0.1
Trustpoint Hospital	1	
Shelby	1	0.1
Saint Jude Children's Research Hospital	1	
Smith	53	4.5
Riverview Regional Medical Center South	53	
Sumner	13	1.1
Sumner Regional Medical Center	8	
TriStar Hendersonville Medical Center	5	
Trousdale	4	0.3
Trousdale Medical Center	4	
Williamson	2	0.2
Williamson Medical Center	2	
Wilson	16	1.4
McFarland Hospital	4	
University Medical Center	12	

REPORT 3
REPORT FOR HOSPITALS 2014

SHORT-TERM HOSPITALS LICENSED IN TENNESSEE
 PATIENT ORIGIN DATA - ADMISSIONS OR DISCHARGES ACCORDING TO
 COUNTY OF RESIDENCE BY LOCATION OF FACILITY

Resident County: Jefferson

Facility Location/Name	Patients	Percent
Total Patients	5,775	100.0
Anderson	5	0.1
Methodist Medical Center of Oak Ridge	5	
Blount	32	0.6
Blount Memorial Hospital	32	
Bradley	3	0.1
Skyridge Medical Center	2	
Skyridge Medical Center Westside	1	
Campbell	7	0.1
Jellico Community Hospital, Inc.	1	
Tennova Healthcare - LaFollette Medical Center	6	
Claiborne	5	0.1
Claiborne County Hospital	5	
Cocke	125	2.2
Tennova Healthcare - Newport Medical Center	125	
Davidson	80	1.4
Saint Thomas Midtown Hospital	2	
Saint Thomas West Hospital	5	
Skyline Medical Center Campus	2	
TriStar Centennial Medical Center	4	
TriStar Summit Medical Center	1	
Vanderbilt University Hospitals	66	
Greene	18	0.3
Laughlin Memorial Hospital	4	
Takoma Regional Hospital	14	
Hamblen	900	15.6
Lakeway Regional Hospital	247	
Morristown - Hamblen Healthcare System	653	
Hamilton	4	0.1
Erlanger Medical Center	4	
Hawkins	1	0.0
Wellmont Hawkins County Memorial Hospital	1	

Resident County: Jefferson

Facility Location/Name	Patients	Percent
Jefferson	1,264	21.9
Tennova Healthcare - Jefferson Memorial Hospital	1,264	
Knox	3,064	53.1
East Tennessee Children's Hospital	222	
Fort Sanders Regional Medical Center	716	
North Knoxville Medical Center	59	
Parkwest Medical Center	175	
Tennova Healthcare	705	
Turkey Creek Medical Center	161	
University of Tennessee Memorial Hospital	1,026	
Madison	1	0.0
Jackson - Madison County General Hospital	1	
Marion	1	0.0
Grandview Medical Center Jasper	1	
Rutherford	3	0.1
Saint Thomas Rutherford Hospital	3	
Sevier	227	3.9
LeConte Medical Center	227	
Shelby	3	0.1
Lebonheur Children's Medical Center	1	
Methodist Hospital - South	2	
Sullivan	12	0.2
Indian Path Medical Center	1	
Wellmont - Holston Valley Medical Center, Inc.	7	
Wellmont Bristol Regional Medical Center	4	
Washington	19	0.3
Franklin Woods Community Hospital	1	
Johnson City Medical Center	18	
Williamson	1	0.0
Williamson Medical Center	1	

REPORT 3
REPORT FOR HOSPITALS 2014

SHORT-TERM HOSPITALS LICENSED IN TENNESSEE
 PATIENT ORIGIN DATA - ADMISSIONS OR DISCHARGES ACCORDING TO
 COUNTY OF RESIDENCE BY LOCATION OF FACILITY

Resident County: Johnson

Facility Location/Name	Patients	Percent
Total Patients	1,884	100.0
Carter	493	26.2
Sycamore Shoals Hospital	493	
Davidson	28	1.5
Metro Nashville General Hospital	13	
Saint Thomas West Hospital	4	
TriStar Centennial Medical Center	1	
Vanderbilt University Hospitals	10	
Jefferson	1	0.1
Tennova Healthcare - Jefferson Memorial Hospital	1	
Johnson	14	0.7
Johnson County Community Hospital	14	
Knox	19	1.0
East Tennessee Children's Hospital	7	
Fort Sanders Regional Medical Center	1	
Parkwest Medical Center	1	
Tennova Healthcare	2	
Turkey Creek Medical Center	1	
University of Tennessee Memorial Hospital	7	
Scott	1	0.1
Pioneer Community Hospital of Scott	1	
Shelby	1	0.1
Saint Jude Children's Research Hospital	1	
Sullivan	148	7.9
Indian Path Medical Center	4	
Wellmont - Holston Valley Medical Center, Inc.	43	
Wellmont Bristol Regional Medical Center	101	
Unicoi	6	0.3
Unicoi County Memorial Hospital, Inc.	6	
Washington	1,173	62.3
Franklin Woods Community Hospital	111	
Johnson City Medical Center	1,062	

Resident County: Knox

Facility Location/Name	Patients	Percent
Total Patients	40,441	100.0
Anderson	607	1.5
Methodist Medical Center of Oak Ridge	607	
Bedford	1	0.0
Heritage Medical Center	1	
Blount	399	1.0
Blount Memorial Hospital	399	
Bradley	12	0.0
Skyridge Medical Center	5	
Skyridge Medical Center Westside	7	
Campbell	51	0.1
Jellico Community Hospital, Inc.	9	
Tennova Healthcare - LaFollette Medical Center	42	
Claiborne	11	0.0
Claiborne County Hospital	11	
Cocke	4	0.0
Tennova Healthcare - Newport Medical Center	4	
Coffee	2	0.0
Harton Regional Medical Center	1	
Medical Center of Manchester	1	
Cumberland	5	0.0
Cumberland Medical Center	5	
Davidson	590	1.5
Metro Nashville General Hospital	1	
Saint Thomas Hospital for Spinal Surgery	2	
Saint Thomas Midtown Hospital	19	
Saint Thomas West Hospital	29	
Skyline Medical Center Campus	6	
TriStar Centennial Medical Center	57	
TriStar Skyline Medical Center	7	
TriStar Summit Medical Center	6	
Vanderbilt University Hospitals	463	

REPORT 3
REPORT FOR HOSPITALS 2014

SHORT-TERM HOSPITALS LICENSED IN TENNESSEE
 PATIENT ORIGIN DATA - ADMISSIONS OR DISCHARGES ACCORDING TO
 COUNTY OF RESIDENCE BY LOCATION OF FACILITY

Resident County: Knox

Facility Location/Name	Patients	Percent
Dickson	1	0.0
TriStar Horizon Medical Center	1	
Fentress	11	0.0
Jamestown Regional Medical Center	11	
Greene	2	0.0
Takoma Regional Hospital	2	
Hamblen	40	0.1
Lakeway Regional Hospital	4	
Morristown - Hamblen Healthcare System	36	
Hamilton	36	0.1
Erlanger East	1	
Erlanger Medical Center	28	
Erlanger North	2	
Parkridge East Hospital	3	
Parkridge Medical Center, Inc.	2	
Jefferson	36	0.1
Tennova Healthcare - Jefferson Memorial Hospital	36	
Knox	38,367	94.9
East Tennessee Children's Hospital	2,022	
Fort Sanders Regional Medical Center	8,634	
North Knoxville Medical Center	2,077	
Parkwest Medical Center	7,292	
Tennova Healthcare	6,448	
Turkey Creek Medical Center	1,796	
University of Tennessee Memorial Hospital	10,098	
Loudon	54	0.1
Fort Loudoun Medical Center	54	
McMinn	13	0.0
Starr Regional Medical Center	7	
Starr Regional Medical Center Etowah	6	
Madison	6	0.0
Jackson - Madison County General Hospital	5	

Resident County: Knox

Facility Location/Name	Patients	Percent
Madison		
Regional Hospital of Jackson	1	
Maury	2	0.0
Maury Regional Hospital	2	
Monroe	3	0.0
Sweetwater Hospital Association	3	
Overton	12	0.0
Livingston Regional Hospital	12	
Putnam	5	0.0
Cookeville Regional Medical Center	5	
Roane	14	0.0
Roane Medical Center	14	
Rutherford	13	0.0
Saint Thomas Rutherford Hospital	7	
TriStar StoneCrest Medical Center	1	
Trustpoint Hospital	5	
Sevier	81	0.2
LeConte Medical Center	81	
Shelby	8	0.0
Delta Medical Center	1	
Lebonheur Children's Medical Center	3	
Methodist Hospital - South	1	
Saint Francis Hospital	1	
Saint Francis Hospital - Bartlett	1	
Saint Jude Children's Research Hospital	1	
Sullivan	17	0.0
Indian Path Medical Center	1	
Wellmont - Holston Valley Medical Center, Inc.	13	
Wellmont Bristol Regional Medical Center	3	
Sumner	3	0.0
Sumner Regional Medical Center	2	
TriStar Hendersonville Medical Center	1	

REPORT 3
REPORT FOR HOSPITALS 2014

SHORT-TERM HOSPITALS LICENSED IN TENNESSEE
 PATIENT ORIGIN DATA - ADMISSIONS OR DISCHARGES ACCORDING TO
 COUNTY OF RESIDENCE BY LOCATION OF FACILITY

Resident County: Knox

Facility Location/Name	Patients	Percent
Warren	1	0.0
River Park Hospital	1	
Washington	31	0.1
Franklin Woods Community Hospital	4	
Johnson City Medical Center	27	
Williamson	3	0.0
Williamson Medical Center	3	

Resident County: Lake

Facility Location/Name	Patients	Percent
Total Patients	1,039	100.0
Carroll	1	0.1
McKenzie Regional Hospital	1	
Davidson	44	4.2
Metro Nashville General Hospital	19	
Saint Thomas West Hospital	1	
TriStar Centennial Medical Center	8	
Vanderbilt University Hospitals	16	
Dyer	470	45.2
Dyersburg Regional Medical Center	470	
Franklin	1	0.1
Southern Tennessee Regional Health System - Winchester	1	
Gibson	1	0.1
Milan General Hospital	1	
Henry	1	0.1
Henry County Medical Center	1	
Madison	237	22.8
Jackson - Madison County General Hospital	146	
Regional Hospital of Jackson	91	
Obion	142	13.7
Baptist Memorial Hospital - Union City	142	

Resident County: Lake

Facility Location/Name	Patients	Percent
Robertson	1	0.1
NorthCrest Medical Center	1	
Shelby	131	12.6
Baptist Memorial Hospital	30	
Delta Medical Center	29	
Lebonheur Children's Medical Center	20	
Methodist Healthcare - Memphis Hospitals	16	
Methodist Hospital - Germantown	10	
Methodist Hospital - North	2	
Regional One Health	10	
Saint Francis Hospital	7	
Saint Francis Hospital - Bartlett	7	
Sullivan	6	0.6
Wellmont Bristol Regional Medical Center	6	
Weakley	4	0.4
Volunteer Community Hospital	4	

Resident County: Lauderdale

Facility Location/Name	Patients	Percent
Total Patients	3,029	100.0
Bradley	1	0.0
Sky ridge Medical Center	1	
Davidson	57	1.9
Metro Nashville General Hospital	15	
Saint Thomas Midtown Hospital	2	
Sky line Medical Center Campus	1	
TriStar Centennial Medical Center	2	
TriStar Summit Medical Center	1	
Vanderbilt University Hospitals	36	
Dyer	493	16.3
Dyersburg Regional Medical Center	493	

REPORT 3
REPORT FOR HOSPITALS 2014

SHORT-TERM HOSPITALS LICENSED IN TENNESSEE
 PATIENT ORIGIN DATA - ADMISSIONS OR DISCHARGES ACCORDING TO
 COUNTY OF RESIDENCE BY LOCATION OF FACILITY

Resident County: Lauderdale

Facility Location/Name	Patients	Percent
Fayette	1	0.0
Methodist Healthcare - Fayette Hospital	1	
Hardin	1	0.0
Hardin Medical Center	1	
Henry	1	0.0
Henry County Medical Center	1	
Knox	2	0.1
Fort Sanders Regional Medical Center	1	
University of Tennessee Memorial Hospital	1	
Lauderdale	258	8.5
Lauderdale Community Hospital	258	
Madison	851	28.1
Jackson - Madison County General Hospital	711	
Regional Hospital of Jackson	140	
Obion	9	0.3
Baptist Memorial Hospital - Union City	9	
Shelby	1,152	38.0
Baptist Memorial Hospital	484	
Baptist Memorial Hospital - Collierville	12	
Baptist Memorial Hospital for Women	16	
Delta Medical Center	42	
Lebonheur Children's Medical Center	103	
Methodist Healthcare - Memphis Hospitals	87	
Methodist Hospital - Germantown	85	
Methodist Hospital - North	84	
Regional One Health	96	
Saint Francis Hospital	74	
Saint Francis Hospital - Bartlett	52	
Saint Jude Children's Research Hospital	17	
Tipton	199	6.6
Baptist Memorial Hospital - Tipton	199	

Resident County: Lauderdale

Facility Location/Name	Patients	Percent
Weakley	2	0.1
Volunteer Community Hospital	2	
White	2	0.1
Highlands Medical Center	2	

Resident County: Lawrence

Facility Location/Name	Patients	Percent
Total Patients	5,204	100.0
Bedford	1	0.0
Heritage Medical Center	1	
Blount	6	0.1
Blount Memorial Hospital	6	
Bradley	1	0.0
Skyridge Medical Center	1	
Cannon	1	0.0
Stones River Hospital	1	
Coffee	1	0.0
Harton Regional Medical Center	1	
Davidson	1,298	24.9
Metro Nashville General Hospital	1	
Saint Thomas Hospital for Spinal Surgery	9	
Saint Thomas Midtown Hospital	62	
Saint Thomas West Hospital	296	
Skyline Medical Center Campus	26	
TriStar Centennial Medical Center	305	
TriStar Skyline Medical Center	20	
TriStar Southern Hills Medical Center	17	
Vanderbilt University Hospitals	562	
Decatur	1	0.0
Decatur County General Hospital	1	

REPORT 3
REPORT FOR HOSPITALS 2014

SHORT-TERM HOSPITALS LICENSED IN TENNESSEE
 PATIENT ORIGIN DATA - ADMISSIONS OR DISCHARGES ACCORDING TO
 COUNTY OF RESIDENCE BY LOCATION OF FACILITY

Resident County: Lawrence

Facility Location/Name	Patients	Percent
Dickson	1	0.0
TriStar Horizon Medical Center	1	
Dyer	1	0.0
Dyersburg Regional Medical Center	1	
Hamilton	1	0.0
Erlanger Medical Center	1	
Hardin	2	0.0
Hardin Medical Center	2	
Hickman	2	0.0
Saint Thomas Hickman Hospital	2	
Knox	8	0.2
East Tennessee Children's Hospital	2	
Fort Sanders Regional Medical Center	2	
Parkwest Medical Center	1	
University of Tennessee Memorial Hospital	3	
Lawrence	1,629	31.3
Southern Tennessee Regional Health System-Lawrencburg	1,629	
Madison	2	0.0
Jackson - Madison County General Hospital	1	
Regional Hospital of Jackson	1	
Maury	1,931	37.1
Maury Regional Hospital	1,931	
Montgomery	1	0.0
Gateway Medical Center	1	
Perry	10	0.2
Perry Community Hospital	10	
Putnam	1	0.0
Cookeville Regional Medical Center	1	
Rutherford	27	0.5
Saint Thomas Rutherford Hospital	3	
TriStar StoneCrest Medical Center	1	
Trustpoint Hospital	23	

Resident County: Lawrence

Facility Location/Name	Patients	Percent
Sevier	1	0.0
LeConte Medical Center	1	
Shelby	12	0.2
Delta Medical Center	1	
Lebonheur Children's Medical Center	4	
Methodist Healthcare - Memphis Hospitals	2	
Saint Jude Children's Research Hospital	5	
Sumner	4	0.1
Sumner Regional Medical Center	1	
TriStar Hendersonville Medical Center	3	
Wayne	29	0.6
Wayne Medical Center	29	
Williamson	219	4.2
Williamson Medical Center	219	
Wilson	14	0.3
McFarland Hospital	9	
University Medical Center	5	

Resident County: Lewis

Facility Location/Name	Patients	Percent
Total Patients	1,211	100.0
Blount	2	0.2
Blount Memorial Hospital	2	
Davidson	268	22.1
Metro Nashville General Hospital	1	
Saint Thomas Hospital for Spinal Surgery	4	
Saint Thomas Midtown Hospital	18	
Saint Thomas West Hospital	36	
Sky line Medical Center Campus	3	
TriStar Centennial Medical Center	65	
TriStar Sky line Medical Center	3	

REPORT 3
REPORT FOR HOSPITALS 2014

SHORT-TERM HOSPITALS LICENSED IN TENNESSEE
 PATIENT ORIGIN DATA - ADMISSIONS OR DISCHARGES ACCORDING TO
 COUNTY OF RESIDENCE BY LOCATION OF FACILITY

Resident County: Lewis

Facility Location/Name	Patients	Percent
Davidson		
TriStar Southern Hills Medical Center	2	
TriStar Summit Medical Center	1	
Vanderbilt University Hospitals	135	
Dickson	4	0.3
TriStar Horizon Medical Center	4	
Hamilton	1	0.1
Parkridge Medical Center, Inc.	1	
Hickman	3	0.2
Saint Thomas Hickman Hospital	3	
Lawrence	5	0.4
Southern Tennessee Regional Health System-Lawrencburg	5	
Maury	833	68.8
Maury Regional Hospital	833	
Perry	34	2.8
Perry Community Hospital	34	
Robertson	1	0.1
NorthCrest Medical Center	1	
Rutherford	5	0.4
Saint Thomas Rutherford Hospital	2	
Trustpoint Hospital	3	
Wayne	1	0.1
Wayne Medical Center	1	
Williamson	51	4.2
Williamson Medical Center	51	
Wilson	3	0.2
McFarland Hospital	2	
University Medical Center	1	

Resident County: Lincoln

Facility Location/Name	Patients	Percent
Total Patients	2,610	100.0
Bedford	20	0.8
Heritage Medical Center	20	
Cannon	1	0.0
Stones River Hospital	1	
Coffee	174	6.7
Harton Regional Medical Center	169	
Medical Center of Manchester	1	
United Regional Medical Center	4	
Davidson	784	30.0
Saint Thomas Hospital for Spinal Surgery	2	
Saint Thomas Midtown Hospital	96	
Saint Thomas West Hospital	245	
Skyline Medical Center Campus	14	
TriStar Centennial Medical Center	75	
TriStar Skyline Medical Center	10	
TriStar Southern Hills Medical Center	3	
TriStar Summit Medical Center	10	
Vanderbilt University Hospitals	329	
Franklin	104	4.0
Southern Tennessee Regional Health System - Winchester	104	
Hamilton	8	0.3
Erlanger Medical Center	7	
Parkridge Medical Center, Inc.	1	
Hickman	1	0.0
Saint Thomas Hickman Hospital	1	
Lawrence	1	0.0
Southern Tennessee Regional Health System-Lawrencburg	1	
Lincoln	1,241	47.5
Lincoln Medical Center	1,241	
Marion	1	0.0
Grandview Medical Center Jasper	1	

REPORT 3
REPORT FOR HOSPITALS 2014

SHORT-TERM HOSPITALS LICENSED IN TENNESSEE
 PATIENT ORIGIN DATA - ADMISSIONS OR DISCHARGES ACCORDING TO
 COUNTY OF RESIDENCE BY LOCATION OF FACILITY

Resident County: Lincoln

Facility Location/Name	Patients	Percent
Marshall	4	0.2
Marshall Medical Center	4	
Maury	142	5.4
Maury Regional Hospital	142	
Montgomery	1	0.0
Gateway Medical Center	1	
Rutherford	67	2.6
Saint Thomas Rutherford Hospital	46	
TriStar StoneCrest Medical Center	3	
Trustpoint Hospital	18	
Sevier	1	0.0
LeConte Medical Center	1	
Shelby	8	0.3
Methodist Hospital - Germantown	1	
Saint Jude Children's Research Hospital	7	
Sullivan	4	0.2
Indian Path Medical Center	4	
Sumner	2	0.1
TriStar Hendersonville Medical Center	2	
Warren	2	0.1
River Park Hospital	2	
Williamson	33	1.3
Williamson Medical Center	33	
Wilson	11	0.4
McFarland Hospital	9	
University Medical Center	2	

Resident County: Loudon

Facility Location/Name	Patients	Percent
Total Patients	6,233	100.0
Anderson	72	1.2
Methodist Medical Center of Oak Ridge	72	
Blount	362	5.8
Blount Memorial Hospital	362	
Bradley	2	0.0
Skyridge Medical Center	2	
Campbell	6	0.1
Tennova Healthcare - LaFollette Medical Center	6	
Cannon	1	0.0
Stones River Hospital	1	
Cocke	1	0.0
Tennova Healthcare - Newport Medical Center	1	
Cumberland	1	0.0
Cumberland Medical Center	1	
Davidson	118	1.9
Saint Thomas Midtown Hospital	3	
Saint Thomas West Hospital	7	
Skyline Medical Center Campus	1	
TriStar Centennial Medical Center	14	
TriStar Skyline Medical Center	2	
TriStar Summit Medical Center	2	
Vanderbilt University Hospitals	89	
Fentress	1	0.0
Jamestown Regional Medical Center	1	
Greene	2	0.0
Laughlin Memorial Hospital	1	
Takoma Regional Hospital	1	
Hamblen	6	0.1
Morristown - Hamblen Healthcare System	6	
Hamilton	11	0.2
Erlanger Medical Center	5	

REPORT 3
REPORT FOR HOSPITALS 2014

SHORT-TERM HOSPITALS LICENSED IN TENNESSEE
 PATIENT ORIGIN DATA - ADMISSIONS OR DISCHARGES ACCORDING TO
 COUNTY OF RESIDENCE BY LOCATION OF FACILITY

Resident County: Loudon

Facility Location/Name	Patients	Percent
Hamilton		
Parkridge Medical Center, Inc.	6	
Knox	3,984	63.9
East Tennessee Children's Hospital	213	
Fort Sanders Regional Medical Center	359	
North Knoxville Medical Center	10	
Parkwest Medical Center	2,045	
Tennova Healthcare	137	
Turkey Creek Medical Center	397	
University of Tennessee Memorial Hospital	823	
Loudon	1,447	23.2
Fort Loudoun Medical Center	1,447	
McMinn	18	0.3
Starr Regional Medical Center	13	
Starr Regional Medical Center Etowah	5	
Madison	1	0.0
Regional Hospital of Jackson	1	
Monroe	170	2.7
Sweetwater Hospital Association	170	
Putnam	2	0.0
Cookeville Regional Medical Center	2	
Roane	18	0.3
Roane Medical Center	18	
Sevier	2	0.0
LeConte Medical Center	2	
Shelby	3	0.0
Lebonheur Children's Medical Center	1	
Methodist Healthcare - Memphis Hospitals	2	
Smith	1	0.0
Riverview Regional Medical Center South	1	
Sullivan	1	0.0
Wellmont Bristol Regional Medical Center	1	

Resident County: Loudon

Facility Location/Name	Patients	Percent
Washington	3	0.0
Johnson City Medical Center	3	

Resident County: McMinn

Facility Location/Name	Patients	Percent
Total Patients	5,110	100.0
Anderson	9	0.2
Methodist Medical Center of Oak Ridge	9	
Blount	59	1.2
Blount Memorial Hospital	59	
Bradley	555	10.9
Skyridge Medical Center	408	
Skyridge Medical Center Westside	147	
Cumberland	3	0.1
Cumberland Medical Center	3	
Davidson	128	2.5
Saint Thomas Hospital for Spinal Surgery	1	
Saint Thomas West Hospital	7	
TriStar Centennial Medical Center	18	
TriStar Skyline Medical Center	1	
TriStar Southern Hills Medical Center	1	
TriStar Summit Medical Center	1	
Vanderbilt University Hospitals	99	
Fentress	1	0.0
Jamestown Regional Medical Center	1	
Hamblen	2	0.0
Morristown - Hamblen Healthcare System	2	
Hamilton	680	13.3
Erlanger East	16	
Erlanger Medical Center	445	
Erlanger North	4	

REPORT 3
REPORT FOR HOSPITALS 2014

SHORT-TERM HOSPITALS LICENSED IN TENNESSEE
 PATIENT ORIGIN DATA - ADMISSIONS OR DISCHARGES ACCORDING TO
 COUNTY OF RESIDENCE BY LOCATION OF FACILITY

Resident County: McMinn

Facility Location/Name	Patients	Percent
Hamilton		
Memorial Healthcare System, Inc.	139	
Memorial North Park	12	
Parkridge East Hospital	21	
Parkridge Medical Center, Inc.	43	
Henderson	5	0.1
Henderson County Community Hospital	5	
Knox	1,501	29.4
East Tennessee Children's Hospital	120	
Fort Sanders Regional Medical Center	67	
Parkwest Medical Center	625	
Tennova Healthcare	71	
Turkey Creek Medical Center	64	
University of Tennessee Memorial Hospital	554	
Loudon	15	0.3
Fort Loudoun Medical Center	15	
McMinn	1,884	36.9
Starr Regional Medical Center	1,616	
Starr Regional Medical Center Etowah	268	
Marion	9	0.2
Grandview Medical Center Jasper	9	
Monroe	246	4.8
Sweetwater Hospital Association	246	
Montgomery	1	0.0
Gateway Medical Center	1	
Putnam	1	0.0
Cookeville Regional Medical Center	1	
Rhea	2	0.0
Rhea Medical Center	2	
Roane	1	0.0
Roane Medical Center	1	

Resident County: McMinn

Facility Location/Name	Patients	Percent
Rutherford	3	0.1
Trustpoint Hospital	3	
Sevier	1	0.0
LeConte Medical Center	1	
Sullivan	1	0.0
Wellmont - Holston Valley Medical Center, Inc.	1	
Sumner	1	0.0
TriStar Hendersonville Medical Center	1	
Williamson	2	0.0
Williamson Medical Center	2	

Resident County: McNairv

Facility Location/Name	Patients	Percent
Total Patients	2,914	100.0
Bedford	2	0.1
Heritage Medical Center	2	
Carroll	1	0.0
McKenzie Regional Hospital	1	
Davidson	168	5.8
Saint Thomas Hospital for Spinal Surgery	4	
Saint Thomas Midtown Hospital	8	
Saint Thomas West Hospital	15	
Sky line Medical Center Campus	1	
TriStar Centennial Medical Center	19	
TriStar Sky line Medical Center	1	
TriStar Southern Hills Medical Center	2	
TriStar Summit Medical Center	1	
Vanderbilt University Hospitals	117	
Hardeman	2	0.1
Bolivar General Hospital	2	

REPORT 3
REPORT FOR HOSPITALS 2014

SHORT-TERM HOSPITALS LICENSED IN TENNESSEE
 PATIENT ORIGIN DATA - ADMISSIONS OR DISCHARGES ACCORDING TO
 COUNTY OF RESIDENCE BY LOCATION OF FACILITY

Resident County: McNairy

Facility Location/Name	Patients	Percent
Hardin	289	9.9
Hardin Medical Center	289	
Henry	5	0.2
Henry County Medical Center	5	
Knox	1	0.0
Tennova Healthcare	1	
McNairy	696	23.9
McNairy Regional Hospital	696	
Madison	1,405	48.2
Jackson - Madison County General Hospital	1,149	
Regional Hospital of Jackson	256	
Perry	10	0.3
Perry Community Hospital	10	
Shelby	335	11.5
Baptist Memorial Hospital	90	
Baptist Memorial Hospital - Collierville	8	
Baptist Memorial Hospital for Women	2	
Delta Medical Center	10	
Lebonheur Children's Medical Center	42	
Methodist Healthcare - Memphis Hospitals	55	
Methodist Hospital - Germantown	37	
Methodist Hospital - North	6	
Methodist Hospital - South	2	
Regional One Health	45	
Saint Francis Hospital	33	
Saint Francis Hospital - Bartlett	2	
Saint Jude Children's Research Hospital	3	

Resident County: Macon

Facility Location/Name	Patients	Percent
Total Patients	2,810	100.0
Blount	1	0.0
Blount Memorial Hospital	1	
Cannon	1	0.0
Stones River Hospital	1	
Clay	10	0.4
Cumberland River Hospital	10	
Davidson	756	26.9
Saint Thomas Hospital for Spinal Surgery	10	
Saint Thomas Midtown Hospital	58	
Saint Thomas West Hospital	119	
Skyline Medical Center Campus	37	
TriStar Centennial Medical Center	147	
TriStar Skyline Medical Center	117	
TriStar Southern Hills Medical Center	3	
TriStar Summit Medical Center	35	
Vanderbilt University Hospitals	230	
Hamilton	2	0.1
Erlanger Medical Center	2	
Henderson	7	0.2
Henderson County Community Hospital	7	
Macon	599	21.3
Macon County General Hospital	599	
Madison	1	0.0
Jackson - Madison County General Hospital	1	
Montgomery	1	0.0
Gateway Medical Center	1	
Overton	18	0.6
Livingston Regional Hospital	18	
Putnam	61	2.2
Cookeville Regional Medical Center	61	

REPORT 3
 REPORT FOR HOSPITALS 2014

SHORT-TERM HOSPITALS LICENSED IN TENNESSEE
 PATIENT ORIGIN DATA - ADMISSIONS OR DISCHARGES ACCORDING TO
 COUNTY OF RESIDENCE BY LOCATION OF FACILITY

Resident County: Macon

Facility Location/Name	Patients	Percent
Rutherford	8	0.3
Saint Thomas Rutherford Hospital	3	
Trustpoint Hospital	5	
Smith	86	3.1
Riverview Regional Medical Center South	86	
Sumner	872	31.0
Sumner Regional Medical Center	699	
TriStar Hendersonville Medical Center	173	
Trousdale	78	2.8
Trousdale Medical Center	78	
Williamson	4	0.1
Williamson Medical Center	4	
Wilson	305	10.9
McFarland Hospital	46	
University Medical Center	259	

Resident County: Madison

Facility Location/Name	Patients	Percent
Total Patients	10,044	100.0
Blount	3	0.0
Blount Memorial Hospital	3	
Bradley	4	0.0
Skyridge Medical Center	3	
Skyridge Medical Center Westside	1	
Carroll	4	0.0
McKenzie Regional Hospital	4	
Davidson	542	5.4
Metro Nashville General Hospital	1	
Saint Thomas Hospital for Spinal Surgery	4	
Saint Thomas Midtown Hospital	17	
Saint Thomas West Hospital	48	

Resident County: Madison

Facility Location/Name	Patients	Percent
Davidson		
Skyline Medical Center Campus	5	
TriStar Centennial Medical Center	26	
TriStar Skyline Medical Center	6	
TriStar Southern Hills Medical Center	1	
TriStar Summit Medical Center	4	
Vanderbilt University Hospitals	430	
Dyer	8	0.1
Dyersburg Regional Medical Center	8	
Gibson	5	0.0
Milan General Hospital	5	
Hamilton	2	0.0
Erlanger Medical Center	2	
Hardeman	3	0.0
Bolivar General Hospital	3	
Hardin	1	0.0
Hardin Medical Center	1	
Henry	8	0.1
Henry County Medical Center	8	
Houston	1	0.0
Houston County Community Hospital	1	
Knox	7	0.1
East Tennessee Children's Hospital	2	
Fort Sanders Regional Medical Center	1	
Tennova Healthcare	1	
University of Tennessee Memorial Hospital	3	
McNairy	3	0.0
McNairy Regional Hospital	3	
Madison	8,903	88.6
Jackson - Madison County General Hospital	7,636	
Regional Hospital of Jackson	1,267	

REPORT 3
REPORT FOR HOSPITALS 2014

SHORT-TERM HOSPITALS LICENSED IN TENNESSEE
 PATIENT ORIGIN DATA - ADMISSIONS OR DISCHARGES ACCORDING TO
 COUNTY OF RESIDENCE BY LOCATION OF FACILITY

Resident County: Madison

Facility Location/Name	Patients	Percent
Maury	4	0.0
Maury Regional Hospital	4	
Montgomery	1	0.0
Gateway Medical Center	1	
Obion	6	0.1
Baptist Memorial Hospital - Union City	6	
Robertson	1	0.0
NorthCrest Medical Center	1	
Rutherford	12	0.1
Saint Thomas Rutherford Hospital	6	
TriStar StoneCrest Medical Center	4	
Trustpoint Hospital	2	
Sevier	2	0.0
LeConte Medical Center	2	
Shelby	512	5.1
Baptist Memorial Hospital	58	
Baptist Memorial Hospital - Collierville	7	
Baptist Memorial Hospital for Women	2	
Delta Medical Center	62	
Lebonheur Children's Medical Center	110	
Methodist Healthcare - Memphis Hospitals	79	
Methodist Hospital - Germantown	41	
Methodist Hospital - North	3	
Methodist Hospital - South	1	
Regional One Health	48	
Saint Francis Hospital	52	
Saint Francis Hospital - Bartlett	27	
Saint Jude Children's Research Hospital	22	
Sumner	2	0.0
Sumner Regional Medical Center	2	
Tipton	1	0.0
Baptist Memorial Hospital - Tipton	1	

Resident County: Madison

Facility Location/Name	Patients	Percent
Weakley	1	0.0
Volunteer Community Hospital	1	
Williamson	7	0.1
Williamson Medical Center	7	
Wilson	1	0.0
University Medical Center	1	

Resident County: Marion

Facility Location/Name	Patients	Percent
Total Patients	2,779	100.0
Bledsoe	2	0.1
Erlanger Bledsoe	2	
Blount	1	0.0
Blount Memorial Hospital	1	
Bradley	17	0.6
Skyridge Medical Center	13	
Skyridge Medical Center Westside	4	
Cannon	6	0.2
Stones River Hospital	6	
Coffee	22	0.8
Harton Regional Medical Center	14	
Medical Center of Manchester	1	
United Regional Medical Center	7	
Davidson	43	1.5
Saint Thomas Midtown Hospital	1	
Saint Thomas West Hospital	3	
Skyline Medical Center Campus	2	
TriStar Centennial Medical Center	6	
Vanderbilt University Hospitals	31	
Franklin	26	0.9
Southern Tennessee Regional Health System - Sewanee	5	

REPORT 3
REPORT FOR HOSPITALS 2014

SHORT-TERM HOSPITALS LICENSED IN TENNESSEE
 PATIENT ORIGIN DATA - ADMISSIONS OR DISCHARGES ACCORDING TO
 COUNTY OF RESIDENCE BY LOCATION OF FACILITY

Resident County: Marion

Facility Location/Name	Patients	Percent
Franklin		
Southern Tennessee Regional Health System - Winchester	21	
Hamilton	2,327	83.7
Erlanger East	89	
Erlanger Medical Center	1,089	
Erlanger North	5	
Memorial Healthcare System, Inc.	614	
Memorial North Park	49	
Parkridge East Hospital	80	
Parkridge Medical Center, Inc.	401	
Knox	4	0.1
Parkwest Medical Center	2	
University of Tennessee Memorial Hospital	2	
Marion	324	11.7
Grandview Medical Center Jasper	324	
Rutherford	3	0.1
Saint Thomas Rutherford Hospital	2	
Trustpoint Hospital	1	
Sevier	1	0.0
LeConte Medical Center	1	
Shelby	2	0.1
Methodist Healthcare - Memphis Hospitals	1	
Methodist Hospital - Germantown	1	
Wilson	1	0.0
McFarland Hospital	1	

Resident County: Marshall

Facility Location/Name	Patients	Percent
Total Patients	3,262	100.0
Bedford	41	1.3
Heritage Medical Center	41	

Resident County: Marshall

Facility Location/Name	Patients	Percent
Bradley	2	0.1
Skyridge Medical Center	2	
Coffee	21	0.6
Harton Regional Medical Center	20	
Medical Center of Manchester	1	
Davidson	981	30.1
Metro Nashville General Hospital	4	
Saint Thomas Hospital for Spinal Surgery	11	
Saint Thomas Midtown Hospital	110	
Saint Thomas West Hospital	182	
Skyline Medical Center Campus	15	
TriStar Centennial Medical Center	124	
TriStar Skyline Medical Center	12	
TriStar Southern Hills Medical Center	18	
TriStar Summit Medical Center	5	
Vanderbilt University Hospitals	500	
Franklin	3	0.1
Southern Tennessee Regional Health System - Sewanee	1	
Southern Tennessee Regional Health System - Winchester	2	
Hamblen	1	0.0
Morristown - Hamblen Healthcare System	1	
Hamilton	2	0.1
Erlanger Medical Center	2	
Henry	2	0.1
Henry County Medical Center	2	
Knox	3	0.1
University of Tennessee Memorial Hospital	3	
Lawrence	3	0.1
Southern Tennessee Regional Health System-Lawrencburg	3	
Lincoln	23	0.7
Lincoln Medical Center	23	

REPORT 3
REPORT FOR HOSPITALS 2014

SHORT-TERM HOSPITALS LICENSED IN TENNESSEE
 PATIENT ORIGIN DATA - ADMISSIONS OR DISCHARGES ACCORDING TO
 COUNTY OF RESIDENCE BY LOCATION OF FACILITY

Resident County: Marshall

Facility Location/Name	Patients	Percent
McMinn	1	0.0
Starr Regional Medical Center	1	
Marshall	171	5.2
Marshall Medical Center	171	
Maury	1,519	46.6
Maury Regional Hospital	1,519	
Montgomery	1	0.0
Gateway Medical Center	1	
Robertson	1	0.0
NorthCrest Medical Center	1	
Rutherford	141	4.3
Saint Thomas Rutherford Hospital	82	
TriStar StoneCrest Medical Center	19	
Trustpoint Hospital	40	
Shelby	23	0.7
Baptist Memorial Hospital	14	
Baptist Memorial Hospital - Collierville	1	
Baptist Memorial Hospital for Women	1	
Methodist Healthcare - Memphis Hospitals	1	
Saint Jude Children's Research Hospital	6	
Sullivan	2	0.1
Wellmont - Holston Valley Medical Center, Inc.	1	
Wellmont Bristol Regional Medical Center	1	
Sumner	4	0.1
Sumner Regional Medical Center	1	
TriStar Hendersonville Medical Center	3	
Williamson	307	9.4
Williamson Medical Center	307	
Wilson	10	0.3
McFarland Hospital	9	
University Medical Center	1	

Resident County: Maury

Facility Location/Name	Patients	Percent
Total Patients	9,551	100.0
Bedford	5	0.1
Heritage Medical Center	5	
Bradley	1	0.0
Skyridge Medical Center	1	
Campbell	1	0.0
Tennova Healthcare - LaFollette Medical Center	1	
Cannon	6	0.1
Stones River Hospital	6	
Cheatham	1	0.0
TriStar Ashland City Medical Center	1	
Coffee	10	0.1
Harton Regional Medical Center	10	
Cumberland	2	0.0
Cumberland Medical Center	2	
Davidson	2,712	28.4
Metro Nashville General Hospital	3	
Saint Thomas Hospital for Spinal Surgery	24	
Saint Thomas Midtown Hospital	312	
Saint Thomas West Hospital	240	
Skyline Medical Center Campus	61	
TriStar Centennial Medical Center	628	
TriStar Skyline Medical Center	19	
TriStar Southern Hills Medical Center	40	
TriStar Summit Medical Center	22	
Vanderbilt University Hospitals	1,363	
Dickson	12	0.1
TriStar Horizon Medical Center	12	
Franklin	1	0.0
Southern Tennessee Regional Health System - Winchester	1	
Knox	2	0.0
University of Tennessee Memorial Hospital	2	

REPORT 3
REPORT FOR HOSPITALS 2014

SHORT-TERM HOSPITALS LICENSED IN TENNESSEE
 PATIENT ORIGIN DATA - ADMISSIONS OR DISCHARGES ACCORDING TO
 COUNTY OF RESIDENCE BY LOCATION OF FACILITY

Resident County: Maury

Facility Location/Name	Patients	Percent
Lawrence	11	0.1
Southern Tennessee Regional Health System-Lawrencburg	11	
Lincoln	1	0.0
Lincoln Medical Center	1	
Madison	2	0.0
Jackson - Madison County General Hospital	1	
Regional Hospital of Jackson	1	
Marshall	3	0.0
Marshall Medical Center	3	
Maury	5,253	55.0
Maury Regional Hospital	5,253	
Montgomery	1	0.0
Gateway Medical Center	1	
Putnam	1	0.0
Cookeville Regional Medical Center	1	
Rutherford	79	0.8
Saint Thomas Rutherford Hospital	32	
TriStar StoneCrest Medical Center	15	
Trustpoint Hospital	32	
Shelby	15	0.2
Baptist Memorial Hospital - Collierville	1	
Delta Medical Center	1	
Lebonheur Children's Medical Center	8	
Methodist Hospital - Germantown	1	
Regional One Health	3	
Saint Francis Hospital	1	
Smith	1	0.0
Riverview Regional Medical Center South	1	
Sumner	4	0.0
Sumner Regional Medical Center	1	
TriStar Hendersonville Medical Center	3	

Resident County: Maury

Facility Location/Name	Patients	Percent
Williamson	1,413	14.8
Williamson Medical Center	1,413	
Wilson	14	0.1
McFarland Hospital	11	
University Medical Center	3	

Resident County: Meigs

Facility Location/Name	Patients	Percent
Total Patients	1,658	100.0
Anderson	35	2.1
Methodist Medical Center of Oak Ridge	35	
Blount	9	0.5
Blount Memorial Hospital	9	
Bradley	297	17.9
Skyridge Medical Center	262	
Skyridge Medical Center Westside	35	
Cumberland	2	0.1
Cumberland Medical Center	2	
Davidson	23	1.4
TriStar Centennial Medical Center	1	
Vanderbilt University Hospitals	22	
Hamilton	565	34.1
Erlanger East	11	
Erlanger Medical Center	248	
Erlanger North	3	
Memorial Healthcare System, Inc.	229	
Memorial North Park	21	
Parkridge East Hospital	13	
Parkridge Medical Center, Inc.	40	
Knox	301	18.2
East Tennessee Children's Hospital	16	

REPORT 3
REPORT FOR HOSPITALS 2014

SHORT-TERM HOSPITALS LICENSED IN TENNESSEE
 PATIENT ORIGIN DATA - ADMISSIONS OR DISCHARGES ACCORDING TO
 COUNTY OF RESIDENCE BY LOCATION OF FACILITY

Resident County: Meigs

Facility Location/Name	Patients	Percent
Knox		
Fort Sanders Regional Medical Center	26	
Parkwest Medical Center	155	
Tennova Healthcare	10	
Turkey Creek Medical Center	28	
University of Tennessee Memorial Hospital	66	
Loudon	5	0.3
Fort Loudoun Medical Center	5	
McMinn	260	15.7
Starr Regional Medical Center	246	
Starr Regional Medical Center Etowah	14	
Marion	1	0.1
Grandview Medical Center Jasper	1	
Monroe	114	6.9
Sweetwater Hospital Association	114	
Perry	1	0.1
Perry Community Hospital	1	
Roane	43	2.6
Roane Medical Center	43	
Sevier	1	0.1
LeConte Medical Center	1	
Washington	1	0.1
Johnson City Medical Center	1	

Resident County: Monroe

Facility Location/Name	Patients	Percent
Total Patients	5,252	100.0
Anderson	18	0.3
Methodist Medical Center of Oak Ridge	18	
Blount	822	15.7
Blount Memorial Hospital	822	

Resident County: Monroe

Facility Location/Name	Patients	Percent
Bradley	52	1.0
Skyridge Medical Center	34	
Skyridge Medical Center Westside	18	
Campbell	8	0.2
Tennova Healthcare - LaFollette Medical Center	8	
Claiborne	1	0.0
Claiborne County Hospital	1	
Davidson	60	1.1
Saint Thomas Midtown Hospital	1	
Saint Thomas West Hospital	5	
Skyline Medical Center Campus	2	
TriStar Centennial Medical Center	4	
Vanderbilt University Hospitals	48	
Fentress	1	0.0
Jamestown Regional Medical Center	1	
Hamilton	79	1.5
Erlanger East	1	
Erlanger Medical Center	56	
Erlanger North	4	
Memorial Healthcare System, Inc.	9	
Parkridge East Hospital	3	
Parkridge Medical Center, Inc.	6	
Knox	2,296	43.7
East Tennessee Children's Hospital	178	
Fort Sanders Regional Medical Center	179	
North Knoxville Medical Center	5	
Parkwest Medical Center	719	
Tennova Healthcare	52	
Turkey Creek Medical Center	141	
University of Tennessee Memorial Hospital	1,022	
Loudon	129	2.5
Fort Loudoun Medical Center	129	

REPORT 3
REPORT FOR HOSPITALS 2014

SHORT-TERM HOSPITALS LICENSED IN TENNESSEE
 PATIENT ORIGIN DATA - ADMISSIONS OR DISCHARGES ACCORDING TO
 COUNTY OF RESIDENCE BY LOCATION OF FACILITY

Resident County: Monroe

Facility Location/Name	Patients	Percent
McMinn	288	5.5
Starr Regional Medical Center	200	
Starr Regional Medical Center Etowah	88	
Marion	1	0.0
Grandview Medical Center Jasper	1	
Monroe	1,488	28.3
Sweetwater Hospital Association	1,488	
Putnam	1	0.0
Cookeville Regional Medical Center	1	
Roane	2	0.0
Roane Medical Center	2	
Sevier	1	0.0
LeConte Medical Center	1	
Shelby	1	0.0
Lebonheur Children's Medical Center	1	
Sumner	1	0.0
TriStar Hendersonville Medical Center	1	
Washington	2	0.0
Johnson City Medical Center	2	
White	1	0.0
Highlands Medical Center	1	

Resident County: Montgomery

Facility Location/Name	Patients	Percent
Total Patients	13,947	100.0
Anderson	1	0.0
Methodist Medical Center of Oak Ridge	1	
Bedford	2	0.0
Heritage Medical Center	2	
Blount	1	0.0
Blount Memorial Hospital	1	

Resident County: Montgomery

Facility Location/Name	Patients	Percent
Bradley	4	0.0
Skyridge Medical Center	4	
Cannon	3	0.0
Stones River Hospital	3	
Carroll	1	0.0
McKenzie Regional Hospital	1	
Cheatham	6	0.0
TriStar Ashland City Medical Center	6	
Coffee	1	0.0
Harton Regional Medical Center	1	
Davidson	5,735	41.1
Metro Nashville General Hospital	12	
Saint Thomas Hospital for Spinal Surgery	58	
Saint Thomas Midtown Hospital	384	
Saint Thomas West Hospital	624	
Skyline Medical Center Campus	376	
TriStar Centennial Medical Center	1,083	
TriStar Skyline Medical Center	555	
TriStar Southern Hills Medical Center	10	
TriStar Summit Medical Center	22	
Vanderbilt University Hospitals	2,611	
Decatur	1	0.0
Decatur County General Hospital	1	
Dickson	56	0.4
TriStar Horizon Medical Center	56	
Franklin	1	0.0
Southern Tennessee Regional Health System - Winchester	1	
Hamilton	3	0.0
Parkridge East Hospital	3	
Hardin	1	0.0
Hardin Medical Center	1	

REPORT 3
REPORT FOR HOSPITALS 2014

SHORT-TERM HOSPITALS LICENSED IN TENNESSEE
 PATIENT ORIGIN DATA - ADMISSIONS OR DISCHARGES ACCORDING TO
 COUNTY OF RESIDENCE BY LOCATION OF FACILITY

Resident County: Montgomery

Facility Location/Name	Patients	Percent
Henry	3	0.0
Henry County Medical Center	3	
Houston	37	0.3
Houston County Community Hospital	37	
Humphreys	1	0.0
Three Rivers Hospital	1	
Knox	7	0.1
East Tennessee Children's Hospital	3	
Fort Sanders Regional Medical Center	1	
Parkwest Medical Center	1	
University of Tennessee Memorial Hospital	2	
Madison	4	0.0
Jackson - Madison County General Hospital	4	
Maury	6	0.0
Maury Regional Hospital	6	
Montgomery	7,811	56.0
Gateway Medical Center	7,811	
Putnam	4	0.0
Cookeville Regional Medical Center	4	
Robertson	127	0.9
NorthCrest Medical Center	127	
Rutherford	59	0.4
Saint Thomas Rutherford Hospital	10	
TriStar StoneCrest Medical Center	5	
Trustpoint Hospital	44	
Sevier	1	0.0
LeConte Medical Center	1	
Shelby	15	0.1
Lebonheur Children's Medical Center	4	
Methodist Healthcare - Memphis Hospitals	3	
Methodist Hospital - Germantown	1	
Regional One Health	2	

Resident County: Montgomery

Facility Location/Name	Patients	Percent
Shelby		
Saint Francis Hospital	2	
Saint Francis Hospital - Bartlett	3	
Sullivan	1	0.0
Wellmont Bristol Regional Medical Center	1	
Sumner	14	0.1
Sumner Regional Medical Center	5	
TriStar Hendersonville Medical Center	9	
Warren	1	0.0
River Park Hospital	1	
Washington	1	0.0
Johnson City Medical Center	1	
Weakley	1	0.0
Volunteer Community Hospital	1	
White	1	0.0
Highlands Medical Center	1	
Williamson	13	0.1
Williamson Medical Center	13	
Wilson	24	0.2
McFarland Hospital	21	
University Medical Center	3	

Resident County: Moore

Facility Location/Name	Patients	Percent
Total Patients	356	100.0
Bedford	12	3.4
Heritage Medical Center	12	
Cannon	2	0.6
Stones River Hospital	2	
Coffee	155	43.5
Harton Regional Medical Center	155	

REPORT 3
REPORT FOR HOSPITALS 2014

SHORT-TERM HOSPITALS LICENSED IN TENNESSEE
 PATIENT ORIGIN DATA - ADMISSIONS OR DISCHARGES ACCORDING TO
 COUNTY OF RESIDENCE BY LOCATION OF FACILITY

Resident County: Moore

Facility Location/Name	Patients	Percent
Davidson	85	23.9
Saint Thomas Hospital for Spinal Surgery	1	
Saint Thomas Midtown Hospital	8	
Saint Thomas West Hospital	16	
Sky line Medical Center Campus	2	
TriStar Centennial Medical Center	26	
TriStar Summit Medical Center	2	
Vanderbilt University Hospitals	30	
Franklin	25	7.0
Southern Tennessee Regional Health System - Winchester	25	
Hamilton	4	1.1
Erlanger Medical Center	3	
Parkridge Medical Center, Inc.	1	
Lincoln	24	6.7
Lincoln Medical Center	24	
Rutherford	34	9.6
Saint Thomas Rutherford Hospital	29	
TriStar StoneCrest Medical Center	2	
Trustpoint Hospital	3	
Warren	1	0.3
River Park Hospital	1	
Williamson	14	3.9
Williamson Medical Center	14	

Resident County: Morgan

Facility Location/Name	Patients	Percent
Total Patients	1,980	100.0
Anderson	941	47.5
Methodist Medical Center of Oak Ridge	941	
Blount	12	0.6
Blount Memorial Hospital	12	

Resident County: Morgan

Facility Location/Name	Patients	Percent
Campbell	6	0.3
Jellico Community Hospital, Inc.	1	
Tennova Healthcare - LaFollette Medical Center	5	
Cumberland	94	4.7
Cumberland Medical Center	94	
Davidson	42	2.1
Metro Nashville General Hospital	10	
Saint Thomas West Hospital	4	
Sky line Medical Center Campus	1	
TriStar Centennial Medical Center	3	
Vanderbilt University Hospitals	24	
Fentress	101	5.1
Jamestown Regional Medical Center	101	
Hamilton	5	0.3
Erlanger Medical Center	5	
Knox	543	27.4
East Tennessee Children's Hospital	80	
Fort Sanders Regional Medical Center	71	
North Knoxville Medical Center	6	
Parkwest Medical Center	172	
Tennova Healthcare	26	
Turkey Creek Medical Center	62	
University of Tennessee Memorial Hospital	126	
McMinn	1	0.1
Starr Regional Medical Center	1	
Overton	1	0.1
Livingston Regional Hospital	1	
Putnam	49	2.5
Cookeville Regional Medical Center	49	
Roane	176	8.9
Roane Medical Center	176	

REPORT 3
REPORT FOR HOSPITALS 2014

SHORT-TERM HOSPITALS LICENSED IN TENNESSEE
 PATIENT ORIGIN DATA - ADMISSIONS OR DISCHARGES ACCORDING TO
 COUNTY OF RESIDENCE BY LOCATION OF FACILITY

Resident County: Morgan

Facility Location/Name	Patients	Percent
Robertson	1	0.1
NorthCrest Medical Center	1	
Rutherford	1	0.1
Saint Thomas Rutherford Hospital	1	
Scott	3	0.2
Pioneer Community Hospital of Scott	3	
Sevier	2	0.1
LeConte Medical Center	2	
Washington	2	0.1
Johnson City Medical Center	2	

Resident County: Obion

Facility Location/Name	Patients	Percent
Total Patients	3,233	100.0
Carroll	7	0.2
McKenzie Regional Hospital	7	
Davidson	236	7.3
Saint Thomas Hospital for Spinal Surgery	4	
Saint Thomas Midtown Hospital	13	
Saint Thomas West Hospital	56	
TriStar Centennial Medical Center	16	
TriStar Sky line Medical Center	1	
TriStar Southern Hills Medical Center	2	
TriStar Summit Medical Center	1	
Vanderbilt University Hospitals	143	
Dyer	96	3.0
Dyersburg Regional Medical Center	96	
Gibson	3	0.1
Milan General Hospital	3	
Hamblen	1	0.0
Morristown - Hamblen Healthcare System	1	

Resident County: Obion

Facility Location/Name	Patients	Percent
Henry	22	0.7
Henry County Medical Center	22	
Knox	1	0.0
Tennova Healthcare	1	
Madison	614	19.0
Jackson - Madison County General Hospital	481	
Regional Hospital of Jackson	133	
Montgomery	2	0.1
Gateway Medical Center	2	
Obion	1,650	51.0
Baptist Memorial Hospital - Union City	1,650	
Perry	1	0.0
Perry Community Hospital	1	
Rutherford	2	0.1
Saint Thomas Rutherford Hospital	1	
TriStar StoneCrest Medical Center	1	
Sevier	1	0.0
LeConte Medical Center	1	
Shelby	325	10.1
Baptist Memorial Hospital	143	
Baptist Memorial Hospital - Collierville	6	
Baptist Memorial Hospital for Women	3	
Delta Medical Center	22	
Lebonheur Children's Medical Center	47	
Methodist Healthcare - Memphis Hospitals	22	
Methodist Hospital - Germantown	19	
Methodist Hospital - North	7	
Regional One Health	29	
Saint Francis Hospital	11	
Saint Francis Hospital - Bartlett	12	
Saint Jude Children's Research Hospital	4	

REPORT 3
REPORT FOR HOSPITALS 2014

SHORT-TERM HOSPITALS LICENSED IN TENNESSEE
 PATIENT ORIGIN DATA - ADMISSIONS OR DISCHARGES ACCORDING TO
 COUNTY OF RESIDENCE BY LOCATION OF FACILITY

Resident County: Obion

Facility Location/Name	Patients	Percent
Weakley	270	8.4
Volunteer Community Hospital	270	
Williamson	2	0.1
Williamson Medical Center	2	

Resident County: Overton

Facility Location/Name	Patients	Percent
Total Patients	2,762	100.0
Cannon	2	0.1
Stones River Hospital	2	
Clay	16	0.6
Cumberland River Hospital	16	
Cumberland	10	0.4
Cumberland Medical Center	10	
Davidson	393	14.2
Saint Thomas Hospital for Spinal Surgery	3	
Saint Thomas Midtown Hospital	41	
Saint Thomas West Hospital	60	
Sky line Medical Center Campus	6	
TriStar Centennial Medical Center	32	
TriStar Sky line Medical Center	13	
TriStar Southern Hills Medical Center	2	
TriStar Summit Medical Center	3	
Vanderbilt University Hospitals	233	
Fentress	13	0.5
Jamestown Regional Medical Center	13	
Hamilton	13	0.5
Erlanger Medical Center	11	
Parkridge East Hospital	2	
Jefferson	1	0.0
Tennova Healthcare - Jefferson Memorial Hospital	1	

Resident County: Overton

Facility Location/Name	Patients	Percent
Knox	21	0.8
Fort Sanders Regional Medical Center	2	
Parkwest Medical Center	1	
Tennova Healthcare	3	
Turkey Creek Medical Center	2	
University of Tennessee Memorial Hospital	13	
McMinn	1	0.0
Starr Regional Medical Center	1	
Maury	1	0.0
Maury Regional Hospital	1	
Overton	1,368	49.5
Livingston Regional Hospital	1,368	
Putnam	900	32.6
Cookeville Regional Medical Center	900	
Rutherford	5	0.2
Saint Thomas Rutherford Hospital	3	
TriStar StoneCrest Medical Center	1	
Trustpoint Hospital	1	
Shelby	2	0.1
Baptist Memorial Hospital - Collierville	1	
Saint Francis Hospital	1	
Smith	4	0.1
Riverview Regional Medical Center South	4	
Sumner	1	0.0
Sumner Regional Medical Center	1	
Warren	1	0.0
River Park Hospital	1	
Washington	2	0.1
Johnson City Medical Center	2	
White	2	0.1
Highlands Medical Center	2	

REPORT 3
REPORT FOR HOSPITALS 2014

SHORT-TERM HOSPITALS LICENSED IN TENNESSEE
 PATIENT ORIGIN DATA - ADMISSIONS OR DISCHARGES ACCORDING TO
 COUNTY OF RESIDENCE BY LOCATION OF FACILITY

Resident County: Overton

Facility Location/Name	Patients	Percent
Williamson	2	0.1
Williamson Medical Center	2	
Wilson	4	0.1
McFarland Hospital	3	
University Medical Center	1	

Resident County: Perry

Facility Location/Name	Patients	Percent
Total Patients	1,398	100.0
Blount	1	0.1
Blount Memorial Hospital	1	
Davidson	485	34.7
Metro Nashville General Hospital	1	
Saint Thomas Hospital for Spinal Surgery	5	
Saint Thomas Midtown Hospital	54	
Saint Thomas West Hospital	117	
Sky line Medical Center Campus	3	
TriStar Centennial Medical Center	134	
TriStar Sky line Medical Center	11	
TriStar Southern Hills Medical Center	3	
TriStar Summit Medical Center	5	
Vanderbilt University Hospitals	152	
Decatur	9	0.6
Decatur County General Hospital	9	
Dickson	38	2.7
TriStar Horizon Medical Center	38	
Hardin	1	0.1
Hardin Medical Center	1	
Henry	1	0.1
Henry County Medical Center	1	

Resident County: Perry

Facility Location/Name	Patients	Percent
Hickman	1	0.1
Saint Thomas Hickman Hospital	1	
Humphreys	4	0.3
Three Rivers Hospital	4	
Lawrence	7	0.5
Southern Tennessee Regional Health System-Lawrencburg	7	
Madison	65	4.6
Jackson - Madison County General Hospital	54	
Regional Hospital of Jackson	11	
Maury	179	12.8
Maury Regional Hospital	179	
Perry	558	39.9
Perry Community Hospital	558	
Putnam	1	0.1
Cookeville Regional Medical Center	1	
Robertson	1	0.1
NorthCrest Medical Center	1	
Rutherford	3	0.2
Saint Thomas Rutherford Hospital	3	
Shelby	30	2.1
Baptist Memorial Hospital	16	
Baptist Memorial Hospital - Collierville	1	
Delta Medical Center	12	
Methodist Hospital - North	1	
Sumner	1	0.1
Sumner Regional Medical Center	1	
Wayne	4	0.3
Wayne Medical Center	4	
Williamson	9	0.6
Williamson Medical Center	9	

REPORT 3
REPORT FOR HOSPITALS 2014

SHORT-TERM HOSPITALS LICENSED IN TENNESSEE
 PATIENT ORIGIN DATA - ADMISSIONS OR DISCHARGES ACCORDING TO
 COUNTY OF RESIDENCE BY LOCATION OF FACILITY

Resident County: Pickett

Facility Location/Name	Patients	Percent
Total Patients	633	100.0
Davidson	73	11.5
Saint Thomas Hospital for Spinal Surgery	1	
Saint Thomas Midtown Hospital	6	
Saint Thomas West Hospital	16	
TriStar Centennial Medical Center	5	
TriStar Sky line Medical Center	5	
Vanderbilt University Hospitals	40	
Fentress	58	9.2
Jamestown Regional Medical Center	58	
Knox	4	0.6
Fort Sanders Regional Medical Center	1	
North Knoxville Medical Center	1	
Tennova Healthcare	1	
University of Tennessee Memorial Hospital	1	
Madison	1	0.2
Jackson - Madison County General Hospital	1	
Overton	353	55.8
Livingston Regional Hospital	353	
Putnam	141	22.3
Cookeville Regional Medical Center	141	
Rutherford	2	0.3
Saint Thomas Rutherford Hospital	1	
Trustpoint Hospital	1	
White	1	0.2
Highlands Medical Center	1	

Resident County: Polk

Facility Location/Name	Patients	Percent
Total Patients	1,664	100.0
Blount	3	0.2
Blount Memorial Hospital	3	
Bradley	710	42.7
Sky ridge Medical Center	658	
Sky ridge Medical Center Westside	52	
Coffee	1	0.1
Medical Center of Manchester	1	
Cumberland	1	0.1
Cumberland Medical Center	1	
Davidson	24	1.4
Saint Thomas Midtown Hospital	1	
Saint Thomas West Hospital	1	
TriStar Centennial Medical Center	3	
TriStar Sky line Medical Center	1	
Vanderbilt University Hospitals	18	
Hamilton	723	43.4
Erlanger East	17	
Erlanger Medical Center	396	
Erlanger North	4	
Memorial Healthcare System, Inc.	230	
Memorial North Park	7	
Parkridge East Hospital	8	
Parkridge Medical Center, Inc.	61	
Knox	78	4.7
East Tennessee Children's Hospital	2	
Fort Sanders Regional Medical Center	6	
Parkwest Medical Center	14	
Tennova Healthcare	2	
Turkey Creek Medical Center	5	
University of Tennessee Memorial Hospital	49	

REPORT 3
REPORT FOR HOSPITALS 2014

SHORT-TERM HOSPITALS LICENSED IN TENNESSEE
 PATIENT ORIGIN DATA - ADMISSIONS OR DISCHARGES ACCORDING TO
 COUNTY OF RESIDENCE BY LOCATION OF FACILITY

Resident County: Polk

Facility Location/Name	Patients	Percent
Loudon	1	0.1
Fort Loudoun Medical Center	1	
McMinn	112	6.7
Starr Regional Medical Center	57	
Starr Regional Medical Center Etowah	55	
Monroe	2	0.1
Sweetwater Hospital Association	2	
Rutherford	1	0.1
Trustpoint Hospital	1	
Shelby	3	0.2
Lebonheur Children's Medical Center	1	
Methodist Healthcare - Memphis Hospitals	1	
Saint Francis Hospital	1	
Warren	2	0.1
River Park Hospital	2	
Washington	1	0.1
Johnson City Medical Center	1	
White	2	0.1
Highlands Medical Center	2	

Resident County: Putnam

Facility Location/Name	Patients	Percent
Total Patients	8,853	100.0
Anderson	2	0.0
Methodist Medical Center of Oak Ridge	2	
Bedford	1	0.0
Heritage Medical Center	1	
Blount	2	0.0
Blount Memorial Hospital	2	
Campbell	1	0.0
Tennova Healthcare - LaFollette Medical Center	1	

Resident County: Putnam

Facility Location/Name	Patients	Percent
Cannon	5	0.1
Stones River Hospital	5	
Carter	2	0.0
Sycamore Shoals Hospital	2	
Clay	21	0.2
Cumberland River Hospital	21	
Coffee	4	0.0
Harton Regional Medical Center	2	
Medical Center of Manchester	1	
United Regional Medical Center	1	
Cumberland	146	1.6
Cumberland Medical Center	146	
Davidson	1,460	16.5
Metro Nashville General Hospital	1	
Saint Thomas Hospital for Spinal Surgery	14	
Saint Thomas Midtown Hospital	133	
Saint Thomas West Hospital	248	
Skyline Medical Center Campus	39	
TriStar Centennial Medical Center	207	
TriStar Skyline Medical Center	19	
TriStar Southern Hills Medical Center	13	
TriStar Summit Medical Center	25	
Vanderbilt University Hospitals	761	
DeKalb	23	0.3
DeKalb Community Hospital	23	
Fentress	39	0.4
Jamestown Regional Medical Center	39	
Hamilton	71	0.8
Erlanger Medical Center	67	
Parkridge East Hospital	1	
Parkridge Medical Center, Inc.	3	

REPORT 3
 REPORT FOR HOSPITALS 2014

SHORT-TERM HOSPITALS LICENSED IN TENNESSEE
 PATIENT ORIGIN DATA - ADMISSIONS OR DISCHARGES ACCORDING TO
 COUNTY OF RESIDENCE BY LOCATION OF FACILITY

Resident County: Putnam

Facility Location/Name	Patients	Percent
Knox	52	0.6
East Tennessee Children's Hospital	10	
Fort Sanders Regional Medical Center	4	
North Knoxville Medical Center	1	
Parkwest Medical Center	9	
Tennova Healthcare	2	
Turkey Creek Medical Center	6	
University of Tennessee Memorial Hospital	20	
Loudon	1	0.0
Fort Loudoun Medical Center	1	
Marion	1	0.0
Grandview Medical Center Jasper	1	
Maury	4	0.0
Maury Regional Hospital	4	
Montgomery	1	0.0
Gateway Medical Center	1	
Overton	328	3.7
Livingston Regional Hospital	328	
Putnam	6,346	71.7
Cookeville Regional Medical Center	6,346	
Robertson	1	0.0
NorthCrest Medical Center	1	
Rutherford	41	0.5
Saint Thomas Rutherford Hospital	20	
TriStar StoneCrest Medical Center	1	
Trustpoint Hospital	20	
Sevier	2	0.0
LeConte Medical Center	2	
Shelby	1	0.0
Lebonheur Children's Medical Center	1	
Smith	79	0.9
Riverview Regional Medical Center South	79	

Resident County: Putnam

Facility Location/Name	Patients	Percent
Sullivan	4	0.0
Wellmont - Holston Valley Medical Center, Inc.	2	
Wellmont Bristol Regional Medical Center	2	
Sumner	7	0.1
Sumner Regional Medical Center	3	
TriStar Hendersonville Medical Center	4	
Warren	9	0.1
River Park Hospital	9	
Washington	2	0.0
Johnson City Medical Center	2	
White	117	1.3
Highlands Medical Center	117	
Williamson	17	0.2
Williamson Medical Center	17	
Wilson	63	0.7
McFarland Hospital	23	
University Medical Center	40	

Resident County: Rhea

Facility Location/Name	Patients	Percent
Total Patients	4,021	100.0
Anderson	83	2.1
Methodist Medical Center of Oak Ridge	83	
Bledsoe	14	0.3
Erlanger Bledsoe	14	
Blount	3	0.1
Blount Memorial Hospital	3	
Bradley	113	2.8
Skyridge Medical Center	90	
Skyridge Medical Center Westside	23	

REPORT 3
REPORT FOR HOSPITALS 2014

SHORT-TERM HOSPITALS LICENSED IN TENNESSEE
 PATIENT ORIGIN DATA - ADMISSIONS OR DISCHARGES ACCORDING TO
 COUNTY OF RESIDENCE BY LOCATION OF FACILITY

Resident County: Rhea

Facility Location/Name	Patients	Percent
Campbell	2	0.0
Tennova Healthcare - LaFollette Medical Center	2	
Cannon	2	0.0
Stones River Hospital	2	
Cumberland	145	3.6
Cumberland Medical Center	145	
Davidson	93	2.3
Saint Thomas Midtown Hospital	1	
Sky line Medical Center Campus	2	
TriStar Centennial Medical Center	10	
TriStar Sky line Medical Center	1	
TriStar Summit Medical Center	5	
Vanderbilt University Hospitals	74	
Fentress	2	0.0
Jamestown Regional Medical Center	2	
Hamblen	1	0.0
Morristown - Hamblen Healthcare System	1	
Hamilton	2,338	58.1
Erlanger East	55	
Erlanger Medical Center	1,157	
Erlanger North	8	
Memorial Healthcare System, Inc.	585	
Memorial North Park	213	
Parkridge East Hospital	45	
Parkridge Medical Center, Inc.	275	
Knox	173	4.3
East Tennessee Children's Hospital	10	
Fort Sanders Regional Medical Center	18	
Parkwest Medical Center	66	
Tennova Healthcare	7	
Turkey Creek Medical Center	21	
University of Tennessee Memorial Hospital	51	

Resident County: Rhea

Facility Location/Name	Patients	Percent
Loudon	1	0.0
Fort Loudoun Medical Center	1	
McMinn	28	0.7
Starr Regional Medical Center	22	
Starr Regional Medical Center Etowah	6	
McNairy	1	0.0
McNairy Regional Hospital	1	
Madison	2	0.0
Jackson - Madison County General Hospital	2	
Marion	13	0.3
Grandview Medical Center Jasper	13	
Maury	1	0.0
Maury Regional Hospital	1	
Monroe	6	0.1
Sweetwater Hospital Association	6	
Overton	1	0.0
Livingston Regional Hospital	1	
Putnam	13	0.3
Cookeville Regional Medical Center	13	
Rhea	889	22.1
Rhea Medical Center	889	
Roane	90	2.2
Roane Medical Center	90	
Sullivan	1	0.0
Indian Path Medical Center	1	
Sumner	1	0.0
Sumner Regional Medical Center	1	
Unicoi	1	0.0
Unicoi County Memorial Hospital, Inc.	1	
White	2	0.0
Highlands Medical Center	2	

REPORT 3
REPORT FOR HOSPITALS 2014

SHORT-TERM HOSPITALS LICENSED IN TENNESSEE
 PATIENT ORIGIN DATA - ADMISSIONS OR DISCHARGES ACCORDING TO
 COUNTY OF RESIDENCE BY LOCATION OF FACILITY

Resident County: Rhea

Facility Location/Name	Patients	Percent
Williamson	2	0.0
Williamson Medical Center	2	

Resident County: Roane

Facility Location/Name	Patients	Percent
Total Patients	7,318	100.0
Anderson	2,499	34.1
Methodist Medical Center of Oak Ridge	2,499	
Bedford	1	0.0
Heritage Medical Center	1	
Blount	27	0.4
Blount Memorial Hospital	27	
Bradley	4	0.1
Skyridge Medical Center	1	
Skyridge Medical Center Westside	3	
Campbell	13	0.2
Tennova Healthcare - LaFollette Medical Center	13	
Cannon	3	0.0
Stones River Hospital	3	
Cocke	1	0.0
Tennova Healthcare - Newport Medical Center	1	
Cumberland	79	1.1
Cumberland Medical Center	79	
Davidson	108	1.5
Saint Thomas Midtown Hospital	9	
Saint Thomas West Hospital	6	
Skyline Medical Center Campus	1	
TriStar Centennial Medical Center	13	
Vanderbilt University Hospitals	79	
Dickson	1	0.0
TriStar Horizon Medical Center	1	

Resident County: Roane

Facility Location/Name	Patients	Percent
Fentress	4	0.1
Jamestown Regional Medical Center	4	
Hamblen	3	0.0
Morristown - Hamblen Healthcare System	3	
Hamilton	23	0.3
Erlanger Medical Center	22	
Parkridge East Hospital	1	
Knox	2,635	36.0
East Tennessee Children's Hospital	259	
Fort Sanders Regional Medical Center	339	
North Knoxville Medical Center	3	
Parkwest Medical Center	1,291	
Tennova Healthcare	71	
Turkey Creek Medical Center	184	
University of Tennessee Memorial Hospital	488	
Loudon	76	1.0
Fort Loudoun Medical Center	76	
Marion	1	0.0
Grandview Medical Center Jasper	1	
Monroe	1	0.0
Sweetwater Hospital Association	1	
Overton	3	0.0
Livingston Regional Hospital	3	
Putnam	11	0.2
Cookeville Regional Medical Center	11	
Rhea	3	0.0
Rhea Medical Center	3	
Roane	1,805	24.7
Roane Medical Center	1,805	
Robertson	1	0.0
NorthCrest Medical Center	1	

REPORT 3
REPORT FOR HOSPITALS 2014

SHORT-TERM HOSPITALS LICENSED IN TENNESSEE
 PATIENT ORIGIN DATA - ADMISSIONS OR DISCHARGES ACCORDING TO
 COUNTY OF RESIDENCE BY LOCATION OF FACILITY

Resident County: Roane

Facility Location/Name	Patients	Percent
Rutherford	3	0.0
Saint Thomas Rutherford Hospital	3	
Sevier	1	0.0
LeConte Medical Center	1	
Shelby	3	0.0
Lebonheur Children's Medical Center	1	
Regional One Health	1	
Saint Francis Hospital	1	
Sumner	1	0.0
TriStar Hendersonville Medical Center	1	
Washington	6	0.1
Franklin Woods Community Hospital	1	
Johnson City Medical Center	5	
White	1	0.0
Highlands Medical Center	1	
Wilson	1	0.0
University Medical Center	1	

Resident County: Robertson

Facility Location/Name	Patients	Percent
Total Patients	7,749	100.0
Bedford	1	0.0
Heritage Medical Center	1	
Cannon	3	0.0
Stones River Hospital	3	
Cheatham	4	0.1
TriStar Ashland City Medical Center	4	
Davidson	4,388	56.6
Metro Nashville General Hospital	16	
Saint Thomas Hospital for Spinal Surgery	32	
Saint Thomas Midtown Hospital	609	

Resident County: Robertson

Facility Location/Name	Patients	Percent
Davidson		
Saint Thomas West Hospital	270	
Skyline Medical Center Campus	173	
TriStar Centennial Medical Center	895	
TriStar Skyline Medical Center	986	
TriStar Southern Hills Medical Center	33	
TriStar Summit Medical Center	68	
Vanderbilt University Hospitals	1,306	
Dickson	4	0.1
TriStar Horizon Medical Center	4	
Fentress	1	0.0
Jamestown Regional Medical Center	1	
Franklin	2	0.0
Southern Tennessee Regional Health System - Winchester	2	
Hickman	1	0.0
Saint Thomas Hickman Hospital	1	
Houston	1	0.0
Houston County Community Hospital	1	
Knox	2	0.0
East Tennessee Children's Hospital	1	
University of Tennessee Memorial Hospital	1	
Madison	1	0.0
Jackson - Madison County General Hospital	1	
Maury	5	0.1
Maury Regional Hospital	5	
Montgomery	123	1.6
Gateway Medical Center	123	
Putnam	1	0.0
Cookeville Regional Medical Center	1	
Robertson	2,534	32.7
NorthCrest Medical Center	2,534	

REPORT 3
REPORT FOR HOSPITALS 2014

SHORT-TERM HOSPITALS LICENSED IN TENNESSEE
 PATIENT ORIGIN DATA - ADMISSIONS OR DISCHARGES ACCORDING TO
 COUNTY OF RESIDENCE BY LOCATION OF FACILITY

Resident County: Robertson

Facility Location/Name	Patients	Percent
Rutherford	15	0.2
Saint Thomas Rutherford Hospital	4	
TriStar StoneCrest Medical Center	1	
Trustpoint Hospital	10	
Sevier	1	0.0
LeConte Medical Center	1	
Shelby	3	0.0
Lebonheur Children's Medical Center	1	
Methodist Healthcare - Memphis Hospitals	2	
Sumner	627	8.1
Sumner Regional Medical Center	141	
TriStar Hendersonville Medical Center	486	
Trousdale	2	0.0
Trousdale Medical Center	2	
Williamson	13	0.2
Williamson Medical Center	13	
Wilson	17	0.2
McFarland Hospital	14	
University Medical Center	3	

Resident County: Rutherford

Facility Location/Name	Patients	Percent
Total Patients	24,278	100.0
Bedford	46	0.2
Heritage Medical Center	46	
Blount	1	0.0
Blount Memorial Hospital	1	
Cannon	71	0.3
Stones River Hospital	71	
Cheatham	6	0.0
TriStar Ashland City Medical Center	6	

Resident County: Rutherford

Facility Location/Name	Patients	Percent
Coffee	53	0.2
Harton Regional Medical Center	19	
Medical Center of Manchester	30	
United Regional Medical Center	4	
Cumberland	1	0.0
Cumberland Medical Center	1	
Davidson	7,468	30.8
Metro Nashville General Hospital	42	
Saint Thomas Hospital for Spinal Surgery	51	
Saint Thomas Midtown Hospital	1,052	
Saint Thomas West Hospital	662	
Skyline Medical Center Campus	192	
TriStar Centennial Medical Center	1,707	
TriStar Skyline Medical Center	112	
TriStar Southern Hills Medical Center	330	
TriStar Summit Medical Center	202	
Vanderbilt University Hospitals	3,118	
DeKalb	6	0.0
DeKalb Community Hospital	6	
Dickson	4	0.0
TriStar Horizon Medical Center	4	
Franklin	5	0.0
Southern Tennessee Regional Health System - Winchester	5	
Hamblen	1	0.0
Morristown - Hamblen Healthcare System	1	
Hamilton	11	0.0
Erlanger East	2	
Erlanger Medical Center	7	
Parkridge East Hospital	1	
Parkridge Medical Center, Inc.	1	
Henderson	1	0.0
Henderson County Community Hospital	1	

REPORT 3
REPORT FOR HOSPITALS 2014

SHORT-TERM HOSPITALS LICENSED IN TENNESSEE
 PATIENT ORIGIN DATA - ADMISSIONS OR DISCHARGES ACCORDING TO
 COUNTY OF RESIDENCE BY LOCATION OF FACILITY

Resident County: Rutherford

Facility Location/Name	Patients	Percent
Houston	1	0.0
Houston County Community Hospital	1	
Knox	11	0.0
Fort Sanders Regional Medical Center	2	
North Knoxville Medical Center	1	
University of Tennessee Memorial Hospital	8	
Lawrence	1	0.0
Southern Tennessee Regional Health System-Lawrencburg	1	
Lincoln	5	0.0
Lincoln Medical Center	5	
McMinn	3	0.0
Starr Regional Medical Center	2	
Starr Regional Medical Center Etowah	1	
Madison	10	0.0
Jackson - Madison County General Hospital	7	
Regional Hospital of Jackson	3	
Maury	17	0.1
Maury Regional Hospital	17	
Monroe	1	0.0
Sweetwater Hospital Association	1	
Montgomery	5	0.0
Gateway Medical Center	5	
Overton	2	0.0
Livingston Regional Hospital	2	
Putnam	11	0.0
Cookeville Regional Medical Center	11	
Robertson	6	0.0
NorthCrest Medical Center	6	
Rutherford	16,081	66.2
Saint Thomas Rutherford Hospital	10,952	
TriStar StoneCrest Medical Center	4,000	
Trustpoint Hospital	1,129	

Resident County: Rutherford

Facility Location/Name	Patients	Percent
Sevier	2	0.0
LeConte Medical Center	2	
Shelby	21	0.1
Lebonheur Children's Medical Center	7	
Methodist Healthcare - Memphis Hospitals	4	
Methodist Hospital - Germantown	2	
Regional One Health	2	
Saint Francis Hospital	1	
Saint Francis Hospital - Bartlett	5	
Smith	2	0.0
Riverview Regional Medical Center South	2	
Sumner	25	0.1
Sumner Regional Medical Center	6	
TriStar Hendersonville Medical Center	19	
Warren	11	0.0
River Park Hospital	11	
Washington	1	0.0
Johnson City Medical Center	1	
Wayne	4	0.0
Wayne Medical Center	4	
Weakley	1	0.0
Volunteer Community Hospital	1	
White	2	0.0
Highlands Medical Center	2	
Williamson	258	1.1
Williamson Medical Center	258	
Wilson	123	0.5
McFarland Hospital	44	
University Medical Center	79	

REPORT 3
REPORT FOR HOSPITALS 2014

SHORT-TERM HOSPITALS LICENSED IN TENNESSEE
 PATIENT ORIGIN DATA - ADMISSIONS OR DISCHARGES ACCORDING TO
 COUNTY OF RESIDENCE BY LOCATION OF FACILITY

Resident County: Scott

Facility Location/Name	Patients	Percent
Total Patients	2,446	100.0
Anderson	519	21.2
Methodist Medical Center of Oak Ridge	519	
Bedford	1	0.0
Heritage Medical Center	1	
Blount	7	0.3
Blount Memorial Hospital	7	
Campbell	114	4.7
Jellico Community Hospital, Inc.	40	
Tennova Healthcare - LaFollette Medical Center	74	
Cumberland	6	0.2
Cumberland Medical Center	6	
Davidson	34	1.4
Saint Thomas Midtown Hospital	1	
Saint Thomas West Hospital	1	
TriStar Centennial Medical Center	4	
Vanderbilt University Hospitals	28	
Fentress	97	4.0
Jamestown Regional Medical Center	97	
Hamblen	1	0.0
Morristown - Hamblen Healthcare System	1	
Hamilton	2	0.1
Erlanger Medical Center	2	
Jefferson	2	0.1
Tennova Healthcare - Jefferson Memorial Hospital	2	
Knox	1,183	48.4
East Tennessee Children's Hospital	108	
Fort Sanders Regional Medical Center	123	
North Knoxville Medical Center	152	
Parkwest Medical Center	217	
Tennova Healthcare	197	
Turkey Creek Medical Center	51	

Resident County: Scott

Facility Location/Name	Patients	Percent
Knox		
University of Tennessee Memorial Hospital	335	
Overton	3	0.1
Livingston Regional Hospital	3	
Putnam	17	0.7
Cookeville Regional Medical Center	17	
Roane	8	0.3
Roane Medical Center	8	
Rutherford	3	0.1
Saint Thomas Rutherford Hospital	1	
TriStar StoneCrest Medical Center	1	
Trustpoint Hospital	1	
Scott	444	18.2
Pioneer Community Hospital of Scott	444	
Sevier	2	0.1
LeConte Medical Center	2	
Sullivan	1	0.0
Wellmont - Holston Valley Medical Center, Inc.	1	
Washington	1	0.0
Johnson City Medical Center	1	
Wilson	1	0.0
McFarland Hospital	1	

Resident County: Sequatchie

Facility Location/Name	Patients	Percent
Total Patients	1,768	100.0
Anderson	1	0.1
Methodist Medical Center of Oak Ridge	1	
Bledsoe	38	2.1
Erlanger Bledsoe	38	

REPORT 3
REPORT FOR HOSPITALS 2014

SHORT-TERM HOSPITALS LICENSED IN TENNESSEE
 PATIENT ORIGIN DATA - ADMISSIONS OR DISCHARGES ACCORDING TO
 COUNTY OF RESIDENCE BY LOCATION OF FACILITY

Resident County: Sequatchie

Facility Location/Name	Patients	Percent
Blount	1	0.1
Blount Memorial Hospital	1	
Bradley	7	0.4
Skyridge Medical Center	4	
Skyridge Medical Center Westside	3	
Cannon	2	0.1
Stones River Hospital	2	
Coffee	3	0.2
Harton Regional Medical Center	1	
Medical Center of Manchester	2	
Cumberland	4	0.2
Cumberland Medical Center	4	
Davidson	57	3.2
Saint Thomas Midtown Hospital	3	
Saint Thomas West Hospital	5	
Skyline Medical Center Campus	3	
TriStar Centennial Medical Center	6	
TriStar Summit Medical Center	3	
Vanderbilt University Hospitals	37	
Franklin	1	0.1
Southern Tennessee Regional Health System - Winchester	1	
Hamilton	1,372	77.6
Erlanger East	32	
Erlanger Medical Center	578	
Erlanger North	6	
Memorial Healthcare System, Inc.	205	
Memorial North Park	138	
Parkridge East Hospital	62	
Parkridge Medical Center, Inc.	351	
Knox	6	0.3
Fort Sanders Regional Medical Center	1	
Parkwest Medical Center	2	

Resident County: Sequatchie

Facility Location/Name	Patients	Percent
Knox		
Turkey Creek Medical Center	1	
University of Tennessee Memorial Hospital	2	
Madison	1	0.1
Regional Hospital of Jackson	1	
Marion	252	14.3
Grandview Medical Center Jasper	252	
Putnam	6	0.3
Cookeville Regional Medical Center	6	
Rutherford	9	0.5
Saint Thomas Rutherford Hospital	5	
TriStar StoneCrest Medical Center	4	
Sumner	1	0.1
Sumner Regional Medical Center	1	
Warren	7	0.4
River Park Hospital	7	

Resident County: Sevier

Facility Location/Name	Patients	Percent
Total Patients	9,215	100.0
Anderson	27	0.3
Methodist Medical Center of Oak Ridge	27	
Blount	167	1.8
Blount Memorial Hospital	167	
Campbell	29	0.3
Jellico Community Hospital, Inc.	1	
Tennova Healthcare - LaFollette Medical Center	28	
Cannon	1	0.0
Stones River Hospital	1	
Carter	2	0.0
Sycamore Shoals Hospital	2	

REPORT 3
REPORT FOR HOSPITALS 2014

SHORT-TERM HOSPITALS LICENSED IN TENNESSEE
 PATIENT ORIGIN DATA - ADMISSIONS OR DISCHARGES ACCORDING TO
 COUNTY OF RESIDENCE BY LOCATION OF FACILITY

Resident County: Sevier

Facility Location/Name	Patients	Percent
Claiborne	1	0.0
Claiborne County Hospital	1	
Cocke	52	0.6
Tennova Healthcare - Newport Medical Center	52	
Cumberland	1	0.0
Cumberland Medical Center	1	
Davidson	115	1.2
Metro Nashville General Hospital	1	
Saint Thomas Midtown Hospital	3	
Saint Thomas West Hospital	8	
TriStar Centennial Medical Center	4	
TriStar Southern Hills Medical Center	6	
TriStar Summit Medical Center	1	
Vanderbilt University Hospitals	92	
Franklin	2	0.0
Southern Tennessee Regional Health System - Winchester	2	
Greene	6	0.1
Laughlin Memorial Hospital	2	
Takoma Regional Hospital	4	
Hamblen	46	0.5
Lakeway Regional Hospital	11	
Morristown - Hamblen Healthcare System	35	
Hamilton	9	0.1
Erlanger Medical Center	4	
Parkridge East Hospital	2	
Parkridge Medical Center, Inc.	3	
Jefferson	21	0.2
Tennova Healthcare - Jefferson Memorial Hospital	21	
Knox	5,137	55.7
East Tennessee Children's Hospital	463	
Fort Sanders Regional Medical Center	1,648	
North Knoxville Medical Center	30	

Resident County: Sevier

Facility Location/Name	Patients	Percent
Knox		
Parkwest Medical Center	421	
Tennova Healthcare	400	
Turkey Creek Medical Center	181	
University of Tennessee Memorial Hospital	1,994	
Loudon	1	0.0
Fort Loudoun Medical Center	1	
McMinn	1	0.0
Starr Regional Medical Center	1	
Madison	3	0.0
Jackson - Madison County General Hospital	2	
Regional Hospital of Jackson	1	
Maury	1	0.0
Maury Regional Hospital	1	
Monroe	1	0.0
Sweetwater Hospital Association	1	
Overton	1	0.0
Livingston Regional Hospital	1	
Roane	4	0.0
Roane Medical Center	4	
Rutherford	4	0.0
Saint Thomas Rutherford Hospital	1	
TriStar StoneCrest Medical Center	3	
Sevier	3,557	38.6
LeConte Medical Center	3,557	
Sullivan	9	0.1
Wellmont - Holston Valley Medical Center, Inc.	7	
Wellmont Bristol Regional Medical Center	2	
Washington	16	0.2
Johnson City Medical Center	16	
Williamson	1	0.0
Williamson Medical Center	1	

REPORT 3
REPORT FOR HOSPITALS 2014

SHORT-TERM HOSPITALS LICENSED IN TENNESSEE
 PATIENT ORIGIN DATA - ADMISSIONS OR DISCHARGES ACCORDING TO
 COUNTY OF RESIDENCE BY LOCATION OF FACILITY

Resident County: Shelby

Facility Location/Name	Patients	Percent
Total Patients	95,889	100.0
Blount	1	0.0
Blount Memorial Hospital	1	
Coffee	1	0.0
Harton Regional Medical Center	1	
Davidson	385	0.4
Metro Nashville General Hospital	7	
Saint Thomas Midtown Hospital	12	
Saint Thomas West Hospital	7	
Sky line Medical Center Campus	2	
TriStar Centennial Medical Center	41	
TriStar Sky line Medical Center	7	
TriStar Southern Hills Medical Center	7	
TriStar Summit Medical Center	5	
Vanderbilt University Hospitals	297	
Dickson	2	0.0
TriStar Horizon Medical Center	2	
Dyer	6	0.0
Dyersburg Regional Medical Center	6	
Fayette	8	0.0
Methodist Healthcare - Fayette Hospital	8	
Franklin	1	0.0
Southern Tennessee Regional Health System - Winchester	1	
Hamilton	5	0.0
Erlanger Medical Center	4	
Parkridge Medical Center, Inc.	1	
Henry	3	0.0
Henry County Medical Center	3	
Jefferson	1	0.0
Tennova Healthcare - Jefferson Memorial Hospital	1	
Knox	22	0.0
Fort Sanders Regional Medical Center	2	

Resident County: Shelby

Facility Location/Name	Patients	Percent
Knox		
Parkwest Medical Center	5	
Tennova Healthcare	1	
Turkey Creek Medical Center	1	
University of Tennessee Memorial Hospital	13	
Madison	86	0.1
Jackson - Madison County General Hospital	71	
Regional Hospital of Jackson	15	
Marion	1	0.0
Grandview Medical Center Jasper	1	
Maury	2	0.0
Maury Regional Hospital	2	
Montgomery	1	0.0
Gateway Medical Center	1	
Obion	1	0.0
Baptist Memorial Hospital - Union City	1	
Putnam	1	0.0
Cookeville Regional Medical Center	1	
Rutherford	18	0.0
Saint Thomas Rutherford Hospital	11	
TriStar StoneCrest Medical Center	4	
Trustpoint Hospital	3	
Sevier	3	0.0
LeConte Medical Center	3	
Shelby	95,265	99.3
Baptist Memorial Hospital	15,946	
Baptist Memorial Hospital - Collierville	1,258	
Baptist Memorial Hospital for Women	4,940	
Delta Medical Center	2,839	
Lebonheur Children's Medical Center	4,461	
Methodist Healthcare - Memphis Hospitals	11,835	
Methodist Hospital - Germantown	13,207	

REPORT 3
REPORT FOR HOSPITALS 2014

SHORT-TERM HOSPITALS LICENSED IN TENNESSEE
 PATIENT ORIGIN DATA - ADMISSIONS OR DISCHARGES ACCORDING TO
 COUNTY OF RESIDENCE BY LOCATION OF FACILITY

Resident County: Shelby

Facility Location/Name	Patients	Percent
Shelby		
Methodist Hospital - North	8,368	
Methodist Hospital - South	5,790	
Regional One Health	9,120	
Saint Francis Hospital	12,049	
Saint Francis Hospital - Bartlett	4,892	
Saint Jude Children's Research Hospital	560	
Sullivan	5	0.0
Indian Path Medical Center	1	
Wellmont - Holston Valley Medical Center, Inc.	1	
Wellmont Bristol Regional Medical Center	3	
Sumner	3	0.0
Sumner Regional Medical Center	3	
Tipton	51	0.1
Baptist Memorial Hospital - Tipton	51	
Washington	3	0.0
Franklin Woods Community Hospital	1	
Johnson City Medical Center	2	
Weakley	5	0.0
Volunteer Community Hospital	5	
Williamson	6	0.0
Williamson Medical Center	6	
Wilson	3	0.0
McFarland Hospital	2	
University Medical Center	1	

Resident County: Smith

Facility Location/Name	Patients	Percent
Total Patients	2,319	100.0
Bradley	1	0.0
Skyridge Medical Center	1	

Resident County: Smith

Facility Location/Name	Patients	Percent
Cannon	1	0.0
Stones River Hospital	1	
Cheatham	1	0.0
TriStar Ashland City Medical Center	1	
Davidson	779	33.6
Metro Nashville General Hospital	2	
Saint Thomas Hospital for Spinal Surgery	5	
Saint Thomas Midtown Hospital	94	
Saint Thomas West Hospital	146	
Skyline Medical Center Campus	21	
TriStar Centennial Medical Center	118	
TriStar Skyline Medical Center	37	
TriStar Southern Hills Medical Center	8	
TriStar Summit Medical Center	109	
Vanderbilt University Hospitals	239	
DeKalb	7	0.3
DeKalb Community Hospital	7	
Knox	3	0.1
Tennova Healthcare	2	
University of Tennessee Memorial Hospital	1	
Macon	14	0.6
Macon County General Hospital	14	
Putnam	116	5.0
Cookeville Regional Medical Center	116	
Rutherford	33	1.4
Saint Thomas Rutherford Hospital	19	
TriStar StoneCrest Medical Center	4	
Trustpoint Hospital	10	
Shelby	2	0.1
Lebonheur Children's Medical Center	1	
Methodist Healthcare - Memphis Hospitals	1	

REPORT 3
REPORT FOR HOSPITALS 2014

SHORT-TERM HOSPITALS LICENSED IN TENNESSEE
 PATIENT ORIGIN DATA - ADMISSIONS OR DISCHARGES ACCORDING TO
 COUNTY OF RESIDENCE BY LOCATION OF FACILITY

Resident County: Smith

Facility Location/Name	Patients	Percent
Smith	774	33.4
Riverview Regional Medical Center South	774	
Sumner	138	6.0
Sumner Regional Medical Center	123	
TriStar Hendersonville Medical Center	15	
Trousdale	24	1.0
Trousdale Medical Center	24	
Warren	1	0.0
River Park Hospital	1	
Williamson	2	0.1
Williamson Medical Center	2	
Wilson	423	18.2
McFarland Hospital	59	
University Medical Center	364	

Resident County: Stewart

Facility Location/Name	Patients	Percent
Total Patients	1,444	100.0
Benton	1	0.1
Camden General Hospital	1	
Cannon	1	0.1
Stones River Hospital	1	
Carroll	1	0.1
McKenzie Regional Hospital	1	
Davidson	545	37.7
Metro Nashville General Hospital	1	
Saint Thomas Hospital for Spinal Surgery	8	
Saint Thomas Midtown Hospital	34	
Saint Thomas West Hospital	80	
Sky line Medical Center Campus	24	
TriStar Centennial Medical Center	113	

Resident County: Stewart

Facility Location/Name	Patients	Percent
Davidson		
TriStar Sky line Medical Center	45	
TriStar Southern Hills Medical Center	5	
TriStar Summit Medical Center	4	
Vanderbilt University Hospitals	231	
Dickson	27	1.9
TriStar Horizon Medical Center	27	
Henry	132	9.1
Henry County Medical Center	132	
Houston	93	6.4
Houston County Community Hospital	93	
Knox	1	0.1
University of Tennessee Memorial Hospital	1	
Madison	15	1.0
Jackson - Madison County General Hospital	13	
Regional Hospital of Jackson	2	
Montgomery	602	41.7
Gateway Medical Center	602	
Robertson	9	0.6
NorthCrest Medical Center	9	
Rutherford	3	0.2
Saint Thomas Rutherford Hospital	1	
TriStar StoneCrest Medical Center	1	
Trustpoint Hospital	1	
Shelby	2	0.1
Methodist Healthcare - Memphis Hospitals	1	
Regional One Health	1	
Sumner	3	0.2
TriStar Hendersonville Medical Center	3	
Williamson	5	0.3
Williamson Medical Center	5	

REPORT 3
REPORT FOR HOSPITALS 2014

SHORT-TERM HOSPITALS LICENSED IN TENNESSEE
 PATIENT ORIGIN DATA - ADMISSIONS OR DISCHARGES ACCORDING TO
 COUNTY OF RESIDENCE BY LOCATION OF FACILITY

Resident County: Stewart

Facility Location/Name	Patients	Percent
Wilson	4	0.3
McFarland Hospital	4	

Resident County: Sullivan

Facility Location/Name	Patients	Percent
Total Patients	19,427	100.0
Anderson	1	0.0
Methodist Medical Center of Oak Ridge	1	
Bedford	1	0.0
Heritage Medical Center	1	
Blount	8	0.0
Blount Memorial Hospital	8	
Bradley	1	0.0
Skyridge Medical Center	1	
Carter	113	0.6
Sycamore Shoals Hospital	113	
Davidson	228	1.2
Saint Thomas Midtown Hospital	4	
Saint Thomas West Hospital	4	
Skyline Medical Center Campus	3	
TriStar Centennial Medical Center	2	
Vanderbilt University Hospitals	215	
Franklin	2	0.0
Southern Tennessee Regional Health System - Winchester	2	
Greene	18	0.1
Laughlin Memorial Hospital	6	
Takoma Regional Hospital	12	
Hamblen	8	0.0
Lakeway Regional Hospital	2	
Morristown - Hamblen Healthcare System	6	

Resident County: Sullivan

Facility Location/Name	Patients	Percent
Hamilton	7	0.0
Erlanger Medical Center	7	
Hancock	6	0.0
Wellmont Hancock County Hospital	6	
Hardin	1	0.0
Hardin Medical Center	1	
Hawkins	9	0.0
Wellmont Hawkins County Memorial Hospital	9	
Jefferson	2	0.0
Tennova Healthcare - Jefferson Memorial Hospital	2	
Knox	147	0.8
East Tennessee Children's Hospital	33	
Fort Sanders Regional Medical Center	15	
North Knoxville Medical Center	2	
Parkwest Medical Center	17	
Tennova Healthcare	11	
Turkey Creek Medical Center	8	
University of Tennessee Memorial Hospital	61	
McMinn	1	0.0
Starr Regional Medical Center	1	
Putnam	1	0.0
Cookeville Regional Medical Center	1	
Sevier	4	0.0
LeConte Medical Center	4	
Shelby	29	0.1
Lebonheur Children's Medical Center	1	
Methodist Healthcare - Memphis Hospitals	1	
Saint Jude Children's Research Hospital	27	
Sullivan	16,521	85.0
Indian Path Medical Center	2,932	
Wellmont - Holston Valley Medical Center, Inc.	7,083	
Wellmont Bristol Regional Medical Center	6,506	

REPORT 3
REPORT FOR HOSPITALS 2014

SHORT-TERM HOSPITALS LICENSED IN TENNESSEE
 PATIENT ORIGIN DATA - ADMISSIONS OR DISCHARGES ACCORDING TO
 COUNTY OF RESIDENCE BY LOCATION OF FACILITY

Resident County: Sullivan

Facility Location/Name	Patients	Percent
Unicoi	8	0.0
Unicoi County Memorial Hospital, Inc.	8	
Washington	2,310	11.9
Franklin Woods Community Hospital	373	
Johnson City Medical Center	1,937	
Wilson	1	0.0
University Medical Center	1	

Resident County: Sumner

Facility Location/Name	Patients	Percent
Total Patients	18,186	100.0
Anderson	1	0.0
Methodist Medical Center of Oak Ridge	1	
Blount	1	0.0
Blount Memorial Hospital	1	
Cannon	5	0.0
Stones River Hospital	5	
Cheatham	1	0.0
TriStar Ashland City Medical Center	1	
Coffee	2	0.0
Harton Regional Medical Center	2	
Davidson	7,292	40.1
Metro Nashville General Hospital	27	
Saint Thomas Hospital for Spinal Surgery	75	
Saint Thomas Midtown Hospital	1,141	
Saint Thomas West Hospital	608	
Sky line Medical Center Campus	362	
TriStar Centennial Medical Center	1,692	
TriStar Sky line Medical Center	1,273	
TriStar Southern Hills Medical Center	33	
TriStar Summit Medical Center	187	

Resident County: Sumner

Facility Location/Name	Patients	Percent
Davidson		
Vanderbilt University Hospitals	1,894	
Dickson	1	0.0
TriStar Horizon Medical Center	1	
Hamblen	1	0.0
Morristown - Hamblen Healthcare System	1	
Hamilton	5	0.0
Erlanger Medical Center	4	
Parkridge Medical Center, Inc.	1	
Knox	11	0.1
Fort Sanders Regional Medical Center	1	
Parkwest Medical Center	2	
Tennova Healthcare	2	
University of Tennessee Memorial Hospital	6	
Loudon	1	0.0
Fort Loudoun Medical Center	1	
Macon	117	0.6
Macon County General Hospital	117	
Madison	4	0.0
Jackson - Madison County General Hospital	4	
Maury	2	0.0
Maury Regional Hospital	2	
Montgomery	6	0.0
Gateway Medical Center	6	
Putnam	5	0.0
Cookeville Regional Medical Center	5	
Robertson	69	0.4
NorthCrest Medical Center	69	
Rutherford	68	0.4
Saint Thomas Rutherford Hospital	17	
TriStar StoneCrest Medical Center	18	
Trustpoint Hospital	33	

REPORT 3
REPORT FOR HOSPITALS 2014

SHORT-TERM HOSPITALS LICENSED IN TENNESSEE
 PATIENT ORIGIN DATA - ADMISSIONS OR DISCHARGES ACCORDING TO
 COUNTY OF RESIDENCE BY LOCATION OF FACILITY

Resident County: Sumner

Facility Location/Name	Patients	Percent
Shelby	9	0.0
Baptist Memorial Hospital - Collierville	1	
Lebonheur Children's Medical Center	1	
Methodist Healthcare - Memphis Hospitals	2	
Methodist Hospital - Germantown	4	
Methodist Hospital - South	1	
Smith	15	0.1
Riverview Regional Medical Center South	15	
Sullivan	2	0.0
Wellmont Bristol Regional Medical Center	2	
Sumner	10,240	56.3
Sumner Regional Medical Center	6,240	
TriStar Hendersonville Medical Center	4,000	
Trousdale	47	0.3
Trousdale Medical Center	47	
Warren	2	0.0
River Park Hospital	2	
Washington	1	0.0
Johnson City Medical Center	1	
Williamson	14	0.1
Williamson Medical Center	14	
Wilson	264	1.5
McFarland Hospital	108	
University Medical Center	156	

Resident County: Tipton

Facility Location/Name	Patients	Percent
Total Patients	6,016	100.0
Blount	1	0.0
Blount Memorial Hospital	1	

Resident County: Tipton

Facility Location/Name	Patients	Percent
Carter	1	0.0
Sycamore Shoals Hospital	1	
Davidson	32	0.5
Saint Thomas West Hospital	1	
TriStar Centennial Medical Center	4	
TriStar Southern Hills Medical Center	2	
Vanderbilt University Hospitals	25	
Decatur	1	0.0
Decatur County General Hospital	1	
Dyer	12	0.2
Dyersburg Regional Medical Center	12	
Fayette	3	0.0
Methodist Healthcare - Fayette Hospital	3	
Gibson	1	0.0
Milan General Hospital	1	
Henderson	1	0.0
Henderson County Community Hospital	1	
Lauderdale	2	0.0
Lauderdale Community Hospital	2	
Madison	66	1.1
Jackson - Madison County General Hospital	52	
Regional Hospital of Jackson	14	
Montgomery	1	0.0
Gateway Medical Center	1	
Rutherford	1	0.0
Trustpoint Hospital	1	
Shelby	5,088	84.6
Baptist Memorial Hospital	1,309	
Baptist Memorial Hospital - Collierville	33	
Baptist Memorial Hospital for Women	83	
Delta Medical Center	55	
Lebonheur Children's Medical Center	223	

REPORT 3
REPORT FOR HOSPITALS 2014

SHORT-TERM HOSPITALS LICENSED IN TENNESSEE
 PATIENT ORIGIN DATA - ADMISSIONS OR DISCHARGES ACCORDING TO
 COUNTY OF RESIDENCE BY LOCATION OF FACILITY

Resident County: Tipton

Facility Location/Name	Patients	Percent
Shelby		
Methodist Healthcare - Memphis Hospitals	327	
Methodist Hospital - Germantown	388	
Methodist Hospital - North	1,671	
Methodist Hospital - South	8	
Regional One Health	135	
Saint Francis Hospital	268	
Saint Francis Hospital - Bartlett	568	
Saint Jude Children's Research Hospital	20	
Sumner	1	0.0
TriStar Hendersonville Medical Center	1	
Tipton	805	13.4
Baptist Memorial Hospital - Tipton	805	

Resident County: Trousdale

Facility Location/Name	Patients	Percent
Total Patients	1,192	100.0
Cheatham	1	0.1
TriStar Ashland City Medical Center	1	
Davidson	267	22.4
Saint Thomas Hospital for Spinal Surgery	2	
Saint Thomas Midtown Hospital	18	
Saint Thomas West Hospital	30	
Sky line Medical Center Campus	12	
TriStar Centennial Medical Center	58	
TriStar Sky line Medical Center	34	
TriStar Southern Hills Medical Center	3	
TriStar Summit Medical Center	29	
Vanderbilt University Hospitals	81	
Dickson	1	0.1
TriStar Horizon Medical Center	1	

Resident County: Trousdale

Facility Location/Name	Patients	Percent
Macon	20	1.7
Macon County General Hospital	20	
Montgomery	1	0.1
Gateway Medical Center	1	
Putnam	1	0.1
Cookeville Regional Medical Center	1	
Rutherford	7	0.6
Saint Thomas Rutherford Hospital	2	
Trustpoint Hospital	5	
Smith	32	2.7
Riverview Regional Medical Center South	32	
Sumner	405	34.0
Sumner Regional Medical Center	370	
TriStar Hendersonville Medical Center	35	
Trousdale	273	22.9
Trousdale Medical Center	273	
Wilson	184	15.4
McFarland Hospital	19	
University Medical Center	165	

Resident County: Unicoi

Facility Location/Name	Patients	Percent
Total Patients	2,684	100.0
Anderson	2	0.1
Methodist Medical Center of Oak Ridge	2	
Blount	1	0.0
Blount Memorial Hospital	1	
Carter	51	1.9
Sycamore Shoals Hospital	51	
Cocke	2	0.1
Tennova Healthcare - Newport Medical Center	2	

REPORT 3
REPORT FOR HOSPITALS 2014

SHORT-TERM HOSPITALS LICENSED IN TENNESSEE
 PATIENT ORIGIN DATA - ADMISSIONS OR DISCHARGES ACCORDING TO
 COUNTY OF RESIDENCE BY LOCATION OF FACILITY

Resident County: Unicoi

Facility Location/Name	Patients	Percent
Davidson	23	0.9
TriStar Centennial Medical Center	1	
Vanderbilt University Hospitals	22	
Greene	12	0.4
Laughlin Memorial Hospital	7	
Takoma Regional Hospital	5	
Hamblen	1	0.0
Morristown - Hamblen Healthcare System	1	
Knox	11	0.4
East Tennessee Children's Hospital	4	
Fort Sanders Regional Medical Center	1	
Parkwest Medical Center	1	
Turkey Creek Medical Center	3	
University of Tennessee Memorial Hospital	2	
Sevier	2	0.1
LeConte Medical Center	2	
Sullivan	23	0.9
Indian Path Medical Center	5	
Wellmont Bristol Regional Medical Center	18	
Unicoi	840	31.3
Unicoi County Memorial Hospital, Inc.	840	
Washington	1,716	63.9
Franklin Woods Community Hospital	248	
Johnson City Medical Center	1,468	

Resident County: Union

Facility Location/Name	Patients	Percent
Total Patients	1,647	100.0
Anderson	7	0.4
Methodist Medical Center of Oak Ridge	7	

Resident County: Union

Facility Location/Name	Patients	Percent
Blount	10	0.6
Blount Memorial Hospital	10	
Campbell	4	0.2
Tennova Healthcare - LaFollette Medical Center	4	
Claiborne	80	4.9
Claiborne County Hospital	80	
Davidson	21	1.3
Saint Thomas West Hospital	1	
TriStar Skyline Medical Center	1	
Vanderbilt University Hospitals	19	
Hamblen	6	0.4
Lakeway Regional Hospital	2	
Morristown - Hamblen Healthcare System	4	
Jefferson	1	0.1
Tennova Healthcare - Jefferson Memorial Hospital	1	
Knox	1,429	86.8
East Tennessee Children's Hospital	77	
Fort Sanders Regional Medical Center	253	
North Knoxville Medical Center	307	
Parkwest Medical Center	45	
Tennova Healthcare	431	
Turkey Creek Medical Center	22	
University of Tennessee Memorial Hospital	294	
Monroe	3	0.2
Sweetwater Hospital Association	3	
Sullivan	81	4.9
Indian Path Medical Center	1	
Wellmont - Holston Valley Medical Center, Inc.	80	
Washington	4	0.2
Johnson City Medical Center	4	
White	1	0.1
Highlands Medical Center	1	

REPORT 3
REPORT FOR HOSPITALS 2014

SHORT-TERM HOSPITALS LICENSED IN TENNESSEE
 PATIENT ORIGIN DATA - ADMISSIONS OR DISCHARGES ACCORDING TO
 COUNTY OF RESIDENCE BY LOCATION OF FACILITY

Resident County: Van Buren

Facility Location/Name	Patients	Percent
Total Patients	503	100.0
Bledsoe	5	1.0
Erlanger Bledsoe	5	
Cannon	2	0.4
Stones River Hospital	2	
Coffee	1	0.2
Medical Center of Manchester	1	
Davidson	78	15.5
Saint Thomas Midtown Hospital	16	
Saint Thomas West Hospital	17	
Sky line Medical Center Campus	1	
TriStar Centennial Medical Center	14	
TriStar Sky line Medical Center	1	
TriStar Summit Medical Center	1	
Vanderbilt University Hospitals	28	
DeKalb	3	0.6
DeKalb Community Hospital	3	
Hamilton	32	6.4
Erlanger East	1	
Erlanger Medical Center	29	
Parkridge East Hospital	1	
Parkridge Medical Center, Inc.	1	
Knox	3	0.6
East Tennessee Children's Hospital	3	
Putnam	206	41.0
Cookeville Regional Medical Center	206	
Rutherford	8	1.6
Saint Thomas Rutherford Hospital	6	
Trustpoint Hospital	2	
Sullivan	1	0.2
Wellmont - Holston Valley Medical Center, Inc.	1	

Resident County: Van Buren

Facility Location/Name	Patients	Percent
Warren	64	12.7
River Park Hospital	64	
White	98	19.5
Highlands Medical Center	98	
Wilson	2	0.4
McFarland Hospital	2	

Resident County: Warren

Facility Location/Name	Patients	Percent
Total Patients	5,852	100.0
Anderson	1	0.0
Methodist Medical Center of Oak Ridge	1	
Bedford	1	0.0
Heritage Medical Center	1	
Bledsoe	2	0.0
Erlanger Bledsoe	2	
Cannon	102	1.7
Stones River Hospital	102	
Carter	318	5.4
Sycamore Shoals Hospital	318	
Coffee	179	3.1
Harton Regional Medical Center	70	
Medical Center of Manchester	57	
United Regional Medical Center	52	
Cumberland	1	0.0
Cumberland Medical Center	1	
Davidson	1,508	25.8
Saint Thomas Hospital for Spinal Surgery	10	
Saint Thomas Midtown Hospital	115	
Saint Thomas West Hospital	620	
Sky line Medical Center Campus	28	

REPORT 3
REPORT FOR HOSPITALS 2014

SHORT-TERM HOSPITALS LICENSED IN TENNESSEE
 PATIENT ORIGIN DATA - ADMISSIONS OR DISCHARGES ACCORDING TO
 COUNTY OF RESIDENCE BY LOCATION OF FACILITY

Resident County: Warren

Facility Location/Name	Patients	Percent
Davidson		
TriStar Centennial Medical Center	268	
TriStar Sky line Medical Center	11	
TriStar Southern Hills Medical Center	8	
TriStar Summit Medical Center	10	
Vanderbilt University Hospitals	438	
DeKalb	57	1.0
DeKalb Community Hospital	57	
Dickson	2	0.0
TriStar Horizon Medical Center	2	
Franklin	46	0.8
Southern Tennessee Regional Health System - Winchester	46	
Hamilton	142	2.4
Erlanger East	1	
Erlanger Medical Center	109	
Memorial Healthcare System, Inc.	3	
Parkridge East Hospital	24	
Parkridge Medical Center, Inc.	5	
Hickman	1	0.0
Saint Thomas Hickman Hospital	1	
Knox	6	0.1
East Tennessee Children's Hospital	1	
Fort Sanders Regional Medical Center	2	
Tennova Healthcare	1	
University of Tennessee Memorial Hospital	2	
Madison	1	0.0
Jackson - Madison County General Hospital	1	
Maury	2	0.0
Maury Regional Hospital	2	
Montgomery	2	0.0
Gateway Medical Center	2	

Resident County: Warren

Facility Location/Name	Patients	Percent
Overton	2	0.0
Livingston Regional Hospital	2	
Putnam	225	3.8
Cookeville Regional Medical Center	225	
Robertson	5	0.1
NorthCrest Medical Center	5	
Rutherford	738	12.6
Saint Thomas Rutherford Hospital	656	
TriStar StoneCrest Medical Center	29	
Trustpoint Hospital	53	
Sevier	1	0.0
LeConte Medical Center	1	
Shelby	6	0.1
Lebonheur Children's Medical Center	1	
Saint Jude Children's Research Hospital	5	
Smith	5	0.1
Riverview Regional Medical Center South	5	
Sumner	1	0.0
TriStar Hendersonville Medical Center	1	
Warren	2,414	41.3
River Park Hospital	2,414	
White	46	0.8
Highlands Medical Center	46	
Williamson	2	0.0
Williamson Medical Center	2	
Wilson	36	0.6
McFarland Hospital	22	
University Medical Center	14	

REPORT 3
REPORT FOR HOSPITALS 2014

SHORT-TERM HOSPITALS LICENSED IN TENNESSEE
 PATIENT ORIGIN DATA - ADMISSIONS OR DISCHARGES ACCORDING TO
 COUNTY OF RESIDENCE BY LOCATION OF FACILITY

Resident County: Washington

Facility Location/Name	Patients	Percent
Total Patients	16,663	100.0
Anderson	1	0.0
Methodist Medical Center of Oak Ridge	1	
Blount	2	0.0
Blount Memorial Hospital	2	
Cumberland	1	0.0
Cumberland Medical Center	1	
Davidson	157	0.9
Saint Thomas Midtown Hospital	3	
Saint Thomas West Hospital	9	
TriStar Centennial Medical Center	4	
TriStar Sky line Medical Center	3	
Vanderbilt University Hospitals	138	
Greene	202	1.2
Laughlin Memorial Hospital	137	
Takoma Regional Hospital	65	
Hamblen	3	0.0
Lakeway Regional Hospital	1	
Morristown - Hamblen Healthcare System	2	
Hamilton	8	0.0
Erlanger Medical Center	8	
Hancock	1	0.0
Wellmont Hancock County Hospital	1	
Hawkins	3	0.0
Wellmont Hawkins County Memorial Hospital	3	
Knox	127	0.8
East Tennessee Children's Hospital	20	
Fort Sanders Regional Medical Center	15	
Parkwest Medical Center	14	
Tennova Healthcare	12	
Turkey Creek Medical Center	13	
University of Tennessee Memorial Hospital	53	

Resident County: Washington

Facility Location/Name	Patients	Percent
McMinn	2	0.0
Starr Regional Medical Center	2	
Madison	3	0.0
Jackson - Madison County General Hospital	3	
Putnam	1	0.0
Cookeville Regional Medical Center	1	
Rutherford	1	0.0
TriStar StoneCrest Medical Center	1	
Shelby	24	0.1
Methodist Healthcare - Memphis Hospitals	4	
Methodist Hospital - North	1	
Saint Jude Children's Research Hospital	19	
Sullivan	3,084	18.5
Indian Path Medical Center	222	
Wellmont - Holston Valley Medical Center, Inc.	1,045	
Wellmont Bristol Regional Medical Center	1,817	
Sumner	1	0.0
Sumner Regional Medical Center	1	
Unicoi	64	0.4
Unicoi County Memorial Hospital, Inc.	64	
Washington	12,975	77.9
Franklin Woods Community Hospital	2,871	
Johnson City Medical Center	10,104	
White	1	0.0
Highlands Medical Center	1	
Williamson	2	0.0
Williamson Medical Center	2	

REPORT 3
REPORT FOR HOSPITALS 2014

SHORT-TERM HOSPITALS LICENSED IN TENNESSEE
 PATIENT ORIGIN DATA - ADMISSIONS OR DISCHARGES ACCORDING TO
 COUNTY OF RESIDENCE BY LOCATION OF FACILITY

Resident County: Wayne

Facility Location/Name	Patients	Percent
Total Patients	1,659	100.0
Bradley	1	0.1
Skyridge Medical Center	1	
Cumberland	1	0.1
Cumberland Medical Center	1	
Davidson	382	23.0
Metro Nashville General Hospital	23	
Saint Thomas Hospital for Spinal Surgery	4	
Saint Thomas Midtown Hospital	22	
Saint Thomas West Hospital	97	
Skyline Medical Center Campus	6	
TriStar Centennial Medical Center	53	
TriStar Skyline Medical Center	8	
TriStar Southern Hills Medical Center	2	
TriStar Summit Medical Center	3	
Vanderbilt University Hospitals	164	
Decatur	2	0.1
Decatur County General Hospital	2	
Gibson	1	0.1
Milan General Hospital	1	
Hardin	56	3.4
Hardin Medical Center	56	
Lawrence	81	4.9
Southern Tennessee Regional Health System-Lawrencburg	81	
McNairy	1	0.1
McNairy Regional Hospital	1	
Madison	40	2.4
Jackson - Madison County General Hospital	34	
Regional Hospital of Jackson	6	
Maury	568	34.2
Maury Regional Hospital	568	

Resident County: Wayne

Facility Location/Name	Patients	Percent
Perry	12	0.7
Perry Community Hospital	12	
Rutherford	6	0.4
Saint Thomas Rutherford Hospital	3	
TriStar StoneCrest Medical Center	1	
Trustpoint Hospital	2	
Shelby	18	1.1
Baptist Memorial Hospital	12	
Lebonheur Children's Medical Center	1	
Saint Francis Hospital	5	
Wayne	461	27.8
Wayne Medical Center	461	
Williamson	25	1.5
Williamson Medical Center	25	
Wilson	4	0.2
McFarland Hospital	2	
University Medical Center	2	

Resident County: Weakley

Facility Location/Name	Patients	Percent
Total Patients	3,303	100.0
Bedford	1	0.0
Heritage Medical Center	1	
Benton	1	0.0
Camden General Hospital	1	
Blount	1	0.0
Blount Memorial Hospital	1	
Carroll	232	7.0
Baptist Memorial Hospital - Huntingdon	6	
McKenzie Regional Hospital	226	

REPORT 3
REPORT FOR HOSPITALS 2014

SHORT-TERM HOSPITALS LICENSED IN TENNESSEE
 PATIENT ORIGIN DATA - ADMISSIONS OR DISCHARGES ACCORDING TO
 COUNTY OF RESIDENCE BY LOCATION OF FACILITY

Resident County: Weakley

Facility Location/Name	Patients	Percent
Coffee	2	0.1
Harton Regional Medical Center	2	
Davidson	343	10.4
Saint Thomas Midtown Hospital	13	
Saint Thomas West Hospital	107	
Sky line Medical Center Campus	2	
TriStar Centennial Medical Center	34	
TriStar Sky line Medical Center	2	
TriStar Southern Hills Medical Center	1	
TriStar Summit Medical Center	1	
Vanderbilt University Hospitals	183	
Dyer	3	0.1
Dyersburg Regional Medical Center	3	
Fentress	1	0.0
Jamestown Regional Medical Center	1	
Franklin	1	0.0
Southern Tennessee Regional Health System - Winchester	1	
Gibson	16	0.5
Milan General Hospital	16	
Henry	213	6.4
Henry County Medical Center	213	
Knox	1	0.0
Turkey Creek Medical Center	1	
Madison	989	29.9
Jackson - Madison County General Hospital	669	
Regional Hospital of Jackson	320	
Maury	1	0.0
Maury Regional Hospital	1	
Obion	255	7.7
Baptist Memorial Hospital - Union City	255	
Perry	2	0.1
Perry Community Hospital	2	

Resident County: Weakley

Facility Location/Name	Patients	Percent
Putnam	5	0.2
Cookeville Regional Medical Center	5	
Rutherford	1	0.0
Saint Thomas Rutherford Hospital	1	
Sevier	1	0.0
LeConte Medical Center	1	
Shelby	186	5.6
Baptist Memorial Hospital	51	
Baptist Memorial Hospital for Women	1	
Delta Medical Center	8	
Lebonheur Children's Medical Center	46	
Methodist Healthcare - Memphis Hospitals	26	
Methodist Hospital - Germantown	12	
Methodist Hospital - North	2	
Methodist Hospital - South	2	
Regional One Health	26	
Saint Francis Hospital	8	
Saint Francis Hospital - Bartlett	2	
Saint Jude Children's Research Hospital	2	
Weakley	1,046	31.7
Volunteer Community Hospital	1,046	
Williamson	2	0.1
Williamson Medical Center	2	

Resident County: White

Facility Location/Name	Patients	Percent
Total Patients	3,382	100.0
Anderson	2	0.1
Methodist Medical Center of Oak Ridge	2	
Cannon	8	0.2
Stones River Hospital	8	

REPORT 3
REPORT FOR HOSPITALS 2014

SHORT-TERM HOSPITALS LICENSED IN TENNESSEE
 PATIENT ORIGIN DATA - ADMISSIONS OR DISCHARGES ACCORDING TO
 COUNTY OF RESIDENCE BY LOCATION OF FACILITY

Resident County: White

Facility Location/Name	Patients	Percent
Coffee	2	0.1
Harton Regional Medical Center	1	
Medical Center of Manchester	1	
Cumberland	140	4.1
Cumberland Medical Center	140	
Davidson	601	17.8
Metro Nashville General Hospital	1	
Saint Thomas Hospital for Spinal Surgery	6	
Saint Thomas Midtown Hospital	41	
Saint Thomas West Hospital	122	
Sky line Medical Center Campus	13	
TriStar Centennial Medical Center	100	
TriStar Sky line Medical Center	8	
TriStar Southern Hills Medical Center	4	
TriStar Summit Medical Center	3	
Vanderbilt University Hospitals	303	
DeKalb	62	1.8
DeKalb Community Hospital	62	
Dyer	1	0.0
Dyersburg Regional Medical Center	1	
Hamilton	55	1.6
Erlanger Medical Center	52	
Parkridge East Hospital	1	
Parkridge Medical Center, Inc.	2	
Knox	20	0.6
East Tennessee Children's Hospital	2	
Fort Sanders Regional Medical Center	2	
Turkey Creek Medical Center	4	
University of Tennessee Memorial Hospital	12	
Maury	1	0.0
Maury Regional Hospital	1	

Resident County: White

Facility Location/Name	Patients	Percent
Overton	19	0.6
Livingston Regional Hospital	19	
Putnam	1,586	46.9
Cookeville Regional Medical Center	1,586	
Roane	1	0.0
Roane Medical Center	1	
Rutherford	34	1.0
Saint Thomas Rutherford Hospital	27	
TriStar StoneCrest Medical Center	1	
Trustpoint Hospital	6	
Smith	4	0.1
Riverview Regional Medical Center South	4	
Warren	85	2.5
River Park Hospital	85	
White	741	21.9
Highlands Medical Center	741	
Williamson	2	0.1
Williamson Medical Center	2	
Wilson	18	0.5
McFarland Hospital	12	
University Medical Center	6	

Resident County: Williamson

Facility Location/Name	Patients	Percent
Total Patients	12,460	100.0
Anderson	2	0.0
Methodist Medical Center of Oak Ridge	2	
Bedford	2	0.0
Heritage Medical Center	2	
Bradley	3	0.0
Sky ridge Medical Center	1	

REPORT 3
REPORT FOR HOSPITALS 2014

SHORT-TERM HOSPITALS LICENSED IN TENNESSEE
 PATIENT ORIGIN DATA - ADMISSIONS OR DISCHARGES ACCORDING TO
 COUNTY OF RESIDENCE BY LOCATION OF FACILITY

Resident County: Williamson

Facility Location/Name	Patients	Percent
Bradley		
Skyridge Medical Center Westside	2	
Cannon	1	0.0
Stones River Hospital	1	
Cheatham	1	0.0
TriStar Ashland City Medical Center	1	
Coffee	2	0.0
Harton Regional Medical Center	2	
Cumberland	1	0.0
Cumberland Medical Center	1	
Davidson	7,796	62.6
Metro Nashville General Hospital	17	
Saint Thomas Hospital for Spinal Surgery	51	
Saint Thomas Midtown Hospital	1,590	
Saint Thomas West Hospital	1,182	
Skyline Medical Center Campus	77	
TriStar Centennial Medical Center	1,436	
TriStar Skyline Medical Center	70	
TriStar Southern Hills Medical Center	247	
TriStar Summit Medical Center	59	
Vanderbilt University Hospitals	3,067	
DeKalb	2	0.0
DeKalb Community Hospital	2	
Dickson	73	0.6
TriStar Horizon Medical Center	73	
Franklin	1	0.0
Southern Tennessee Regional Health System - Winchester	1	
Hamilton	6	0.0
Erlanger Medical Center	6	
Hardin	5	0.0
Hardin Medical Center	5	

Resident County: Williamson

Facility Location/Name	Patients	Percent
Henry	1	0.0
Henry County Medical Center	1	
Knox	15	0.1
East Tennessee Children's Hospital	2	
Fort Sanders Regional Medical Center	2	
Parkwest Medical Center	2	
University of Tennessee Memorial Hospital	9	
Lawrence	5	0.0
Southern Tennessee Regional Health System-Lawrencburg	5	
Loudon	1	0.0
Fort Loudoun Medical Center	1	
Madison	8	0.1
Jackson - Madison County General Hospital	8	
Maury	80	0.6
Maury Regional Hospital	80	
Monroe	1	0.0
Sweetwater Hospital Association	1	
Montgomery	2	0.0
Gateway Medical Center	2	
Obion	1	0.0
Baptist Memorial Hospital - Union City	1	
Putnam	7	0.1
Cookeville Regional Medical Center	7	
Robertson	1	0.0
NorthCrest Medical Center	1	
Rutherford	229	1.8
Saint Thomas Rutherford Hospital	79	
TriStar StoneCrest Medical Center	79	
Trustpoint Hospital	71	
Sevier	1	0.0
LeConte Medical Center	1	

REPORT 3
REPORT FOR HOSPITALS 2014

SHORT-TERM HOSPITALS LICENSED IN TENNESSEE
 PATIENT ORIGIN DATA - ADMISSIONS OR DISCHARGES ACCORDING TO
 COUNTY OF RESIDENCE BY LOCATION OF FACILITY

Resident County: Williamson

Facility Location/Name	Patients	Percent
Shelby	7	0.1
Lebonheur Children's Medical Center	3	
Methodist Healthcare - Memphis Hospitals	2	
Regional One Health	1	
Saint Jude Children's Research Hospital	1	
Sumner	12	0.1
Sumner Regional Medical Center	6	
TriStar Hendersonville Medical Center	6	
Warren	3	0.0
River Park Hospital	3	
Washington	1	0.0
Johnson City Medical Center	1	
Williamson	4,173	33.5
Williamson Medical Center	4,173	
Wilson	17	0.1
McFarland Hospital	11	
University Medical Center	6	

Resident County: Wilson

Facility Location/Name	Patients	Percent
Total Patients	11,852	100.0
Bedford	1	0.0
Heritage Medical Center	1	
Benton	1	0.0
Camden General Hospital	1	
Campbell	1	0.0
Tennova Healthcare - LaFollette Medical Center	1	
Cannon	14	0.1
Stones River Hospital	14	
Davidson	7,717	65.1
Metro Nashville General Hospital	14	

Resident County: Wilson

Facility Location/Name	Patients	Percent
Davidson		
Saint Thomas Hospital for Spinal Surgery	40	
Saint Thomas Midtown Hospital	837	
Saint Thomas West Hospital	649	
Sky line Medical Center Campus	163	
TriStar Centennial Medical Center	938	
TriStar Sky line Medical Center	168	
TriStar Southern Hills Medical Center	63	
TriStar Summit Medical Center	3,309	
Vanderbilt University Hospitals	1,536	
DeKalb	6	0.1
DeKalb Community Hospital	6	
Dickson	1	0.0
TriStar Horizon Medical Center	1	
Franklin	2	0.0
Southern Tennessee Regional Health System - Winchester	2	
Greene	1	0.0
Takoma Regional Hospital	1	
Hamblen	1	0.0
Morristown - Hamblen Healthcare System	1	
Hamilton	3	0.0
Erlanger Medical Center	3	
Henry	1	0.0
Henry County Medical Center	1	
Knox	4	0.0
University of Tennessee Memorial Hospital	4	
Macon	1	0.0
Macon County General Hospital	1	
Madison	2	0.0
Jackson - Madison County General Hospital	2	
Maurry	4	0.0
Maurry Regional Hospital	4	

REPORT 3
REPORT FOR HOSPITALS 2014

SHORT-TERM HOSPITALS LICENSED IN TENNESSEE
 PATIENT ORIGIN DATA - ADMISSIONS OR DISCHARGES ACCORDING TO
 COUNTY OF RESIDENCE BY LOCATION OF FACILITY

Resident County: Wilson

Facility Location/Name	Patients	Percent
Montgomery	2	0.0
Gateway Medical Center	2	
Putnam	9	0.1
Cookeville Regional Medical Center	9	
Robertson	2	0.0
NorthCrest Medical Center	2	
Rutherford	261	2.2
Saint Thomas Rutherford Hospital	142	
TriStar StoneCrest Medical Center	62	
Trustpoint Hospital	57	
Sevier	1	0.0
LeConte Medical Center	1	
Shelby	6	0.1
Lebonheur Children's Medical Center	3	
Methodist Hospital - North	1	
Regional One Health	1	
Saint Francis Hospital	1	
Smith	62	0.5
Riverview Regional Medical Center South	62	
Sumner	174	1.5
Sumner Regional Medical Center	134	
TriStar Hendersonville Medical Center	40	
Tipton	1	0.0
Baptist Memorial Hospital - Tipton	1	
Trousdale	16	0.1
Trousdale Medical Center	16	
Warren	4	0.0
River Park Hospital	4	
Washington	4	0.0
Johnson City Medical Center	4	
Williamson	32	0.3
Williamson Medical Center	32	

Resident County: Wilson

Facility Location/Name	Patients	Percent
Wilson	3,518	29.7
McFarland Hospital	328	
University Medical Center	3,190	

Resident County: Tennessee County Unknown

Facility Location/Name	Patients	Percent
Total Patients	1,331	100.0
Anderson	1	0.1
Methodist Medical Center of Oak Ridge	1	
Blount	684	51.4
Blount Memorial Hospital	684	
Carroll	14	1.1
Baptist Memorial Hospital - Huntingdon	14	
Clay	8	0.6
Cumberland River Hospital	8	
Cocke	1	0.1
Tennova Healthcare - Newport Medical Center	1	
Cumberland	1	0.1
Cumberland Medical Center	1	
Davidson	204	15.3
Saint Thomas Hospital for Spinal Surgery	124	
Vanderbilt University Hospitals	80	
DeKalb	2	0.2
DeKalb Community Hospital	2	
Dyer	1	0.1
Dyersburg Regional Medical Center	1	
Hamilton	155	11.6
Memorial Healthcare System, Inc.	136	
Memorial North Park	19	
Hawkins	1	0.1
Wellmont Hawkins County Memorial Hospital	1	

REPORT 3
REPORT FOR HOSPITALS 2014

SHORT-TERM HOSPITALS LICENSED IN TENNESSEE
 PATIENT ORIGIN DATA - ADMISSIONS OR DISCHARGES ACCORDING TO
 COUNTY OF RESIDENCE BY LOCATION OF FACILITY

Resident County: Tennessee County Unknown

Non-resident State Other States

Facility Location/Name	Patients	Percent
Hickman	2	0.2
Saint Thomas Hickman Hospital	2	
Knox	5	0.4
Fort Sanders Regional Medical Center	1	
Parkwest Medical Center	4	
Lincoln	18	1.4
Lincoln Medical Center	18	
Madison	1	0.1
Regional Hospital of Jackson	1	
Maury	4	0.3
Maury Regional Hospital	4	
Monroe	4	0.3
Sweetwater Hospital Association	4	
Montgomery	8	0.6
Gateway Medical Center	8	
Obion	38	2.9
Baptist Memorial Hospital - Union City	38	
Roane	3	0.2
Roane Medical Center	3	
Shelby	69	5.2
Baptist Memorial Hospital - Collierville	9	
Baptist Memorial Hospital for Women	52	
Regional One Health	6	
Saint Francis Hospital	2	
Sullivan	11	0.8
Wellmont - Holston Valley Medical Center, Inc.	10	
Wellmont Bristol Regional Medical Center	1	
Tipton	96	7.2
Baptist Memorial Hospital - Tipton	96	

Facility Location/Name	Patients	Percent
Total Patients	981	100.0
Anderson	6	0.6
Methodist Medical Center of Oak Ridge	6	
Bedford	3	0.3
Heritage Medical Center	3	
Campbell	9	0.9
Jellico Community Hospital, Inc.	3	
Tennova Healthcare - LaFollette Medical Center	6	
Carroll	6	0.6
Baptist Memorial Hospital - Huntingdon	3	
McKenzie Regional Hospital	3	
Carter	5	0.5
Sycamore Shoals Hospital	5	
Cheatham	2	0.2
TriStar Ashland City Medical Center	2	
Clay	1	0.1
Cumberland River Hospital	1	
Cocke	8	0.8
Tennova Healthcare - Newport Medical Center	8	
Coffee	2	0.2
United Regional Medical Center	2	
Davidson	157	16.0
Saint Thomas Hospital for Spinal Surgery	8	
Skyline Medical Center Campus	6	
TriStar Centennial Medical Center	68	
TriStar Skyline Medical Center	26	
TriStar Southern Hills Medical Center	18	
TriStar Summit Medical Center	31	
Decatur	1	0.1
Decatur County General Hospital	1	
Dickson	6	0.6
TriStar Horizon Medical Center	6	

REPORT 3
REPORT FOR HOSPITALS 2014

SHORT-TERM HOSPITALS LICENSED IN TENNESSEE
 PATIENT ORIGIN DATA - ADMISSIONS OR DISCHARGES ACCORDING TO
 COUNTY OF RESIDENCE BY LOCATION OF FACILITY

Non-resident State Other States

Facility Location/Name	Patients	Percent
Dyer	4	0.4
Dyersburg Regional Medical Center	4	
Fentress	3	0.3
Jamestown Regional Medical Center	3	
Greene	17	1.7
Laughlin Memorial Hospital	12	
Takoma Regional Hospital	5	
Hamblen	20	2.0
Lakeway Regional Hospital	4	
Morristown - Hamblen Healthcare System	16	
Hamilton	175	17.8
Erlanger East	2	
Erlanger Medical Center	98	
Memorial Healthcare System, Inc.	48	
Memorial North Park	14	
Parkridge East Hospital	4	
Parkridge Medical Center, Inc.	9	
Hardeman	1	0.1
Bolivar General Hospital	1	
Hawkins	3	0.3
Wellmont Hawkins County Memorial Hospital	3	
Henderson	1	0.1
Henderson County Community Hospital	1	
Jefferson	3	0.3
Tennova Healthcare - Jefferson Memorial Hospital	3	
Knox	121	12.3
East Tennessee Children's Hospital	2	
Fort Sanders Regional Medical Center	11	
North Knoxville Medical Center	8	
Turkey Creek Medical Center	18	
University of Tennessee Memorial Hospital	82	

Non-resident State Other States

Facility Location/Name	Patients	Percent
Loudon	11	1.1
Fort Loudoun Medical Center	11	
McMinn	8	0.8
Starr Regional Medical Center	6	
Starr Regional Medical Center Etowah	2	
McNairy	1	0.1
McNairy Regional Hospital	1	
Macon	2	0.2
Macon County General Hospital	2	
Marion	1	0.1
Grandview Medical Center Jasper	1	
Marshall	1	0.1
Marshall Medical Center	1	
Obion	6	0.6
Baptist Memorial Hospital - Union City	6	
Overton	7	0.7
Livingston Regional Hospital	7	
Rhea	2	0.2
Rhea Medical Center	2	
Rutherford	27	2.8
TriStar StoneCrest Medical Center	18	
Trustpoint Hospital	9	
Scott	2	0.2
Pioneer Community Hospital of Scott	2	
Sevier	34	3.5
LeConte Medical Center	34	
Shelby	190	19.4
Baptist Memorial Hospital - Collierville	7	
Delta Medical Center	2	
Regional One Health	20	
Saint Francis Hospital	20	
Saint Francis Hospital - Bartlett	9	

REPORT 3
REPORT FOR HOSPITALS 2014

SHORT-TERM HOSPITALS LICENSED IN TENNESSEE
 PATIENT ORIGIN DATA - ADMISSIONS OR DISCHARGES ACCORDING TO
 COUNTY OF RESIDENCE BY LOCATION OF FACILITY

Non-resident State Other States

Facility Location/Name	Patients	Percent
Shelby		
Saint Jude Children's Research Hospital	132	
Sullivan	36	3.7
Indian Path Medical Center	5	
Wellmont - Holston Valley Medical Center, Inc.	16	
Wellmont Bristol Regional Medical Center	15	
Sumner	10	1.0
TriStar Hendersonville Medical Center	10	
Tipton	2	0.2
Baptist Memorial Hospital - Tipton	2	
Warren	4	0.4
River Park Hospital	4	
Washington	51	5.2
Franklin Woods Community Hospital	8	
Johnson City Medical Center	43	
Weakley	3	0.3
Volunteer Community Hospital	3	
White	2	0.2
Highlands Medical Center	2	
Williamson	27	2.8
Williamson Medical Center	27	

Non-resident State Unknown States

Facility Location/Name	Patients	Percent
Total Patients	982	100.0
Anderson	14	1.4
Methodist Medical Center of Oak Ridge	14	
Cannon	7	0.7
Stones River Hospital	7	
Cumberland	54	5.5
Cumberland Medical Center	54	

Non-resident State Unknown States

Facility Location/Name	Patients	Percent
Davidson	78	7.9
Saint Thomas Midtown Hospital	63	
Saint Thomas West Hospital	15	
Hamblen	8	0.8
Morristown - Hamblen Healthcare System	8	
Hamilton	2	0.2
Memorial Healthcare System, Inc.	2	
Hardeman	1	0.1
Bolivar General Hospital	1	
Knox	27	2.7
East Tennessee Children's Hospital	5	
University of Tennessee Memorial Hospital	22	
Loudon	1	0.1
Fort Loudoun Medical Center	1	
Monroe	1	0.1
Sweetwater Hospital Association	1	
Rutherford	12	1.2
Saint Thomas Rutherford Hospital	12	
Sevier	5	0.5
LeConte Medical Center	5	
Shelby	762	77.6
Baptist Memorial Hospital	347	
Delta Medical Center	48	
Saint Francis Hospital - Bartlett	2	
Saint Jude Children's Research Hospital	365	
Sullivan	10	1.0
Wellmont Bristol Regional Medical Center	10	

REPORT 4
REPORT FOR HOSPITALS 2014

HOSPITALS LICENSED IN TENNESSEE
SELECTED FINANCIAL DATA

Department of Health Region/County/Facility	Total Capital Assets	Annual Depreciation	Accumulated Depreciation	Gross Charges	Adjustments to Revenue	Net Patient Revenue	All Other Revenue	Total Net Revenue	Total Expenses
STATE TOTAL	18,142,493,234	891,375,484	9,830,595,003	63,819,489,007	48,242,203,083	15,577,285,924	2,026,090,231	17,603,376,155	16,414,838,451
Northeast	981,719,520	38,556,016	517,697,332	3,301,400,661	2,623,393,538	678,007,123	50,003,198	728,010,321	682,908,881
Carter Sycamore Shoals Hospital	44,011,654	1,657,326	26,349,222	216,123,030	178,113,849	38,009,181	2,582,089	40,591,270	38,199,964
Greene Laughlin Memorial Hospital	142,617,553	5,261,787	82,974,292	178,931,643	124,540,359	54,391,284	9,412,991	63,804,275	61,930,636
Takoma Regional Hospital	45,642,296	1,849,482	30,213,187	191,704,614	140,327,549	51,377,065	4,116,302	55,493,367	57,326,562
Hancock Wellmont Hancock County Hospital	1,031,000	54,000	851,000	15,812,000	11,338,084	4,473,916	1,188,564	5,662,480	5,770,000
Hawkins Wellmont Hawkins County Memorial Hospital	18,685,416	1,152,000	10,764,832	205,074,000	158,668,906	46,405,094	1,288,905	47,693,999	43,003,000
Johnson Johnson County Community Hospital	9,561,075	397,418	5,531,462	26,929,193	19,127,642	7,801,551	804,896	8,606,447	8,175,559
Unicoi Unicoi County Memorial Hospital, Inc.	4,007,234	797,296	775,836	55,903,507	41,078,523	14,824,984	1,211,274	16,036,258	15,176,489
Washington Franklin Woods Community Hospital	141,733,757	6,341,293	35,048,899	319,358,547	255,782,361	63,576,186	2,837,861	66,414,047	57,671,159
James H. and Cecile Quillen Rehabilitation Hospital	0	36,976	0	37,056,755	28,090,461	8,966,294	8,526	8,974,820	7,169,269
Johnson City Medical Center	563,264,922	20,291,366	320,042,145	1,995,815,403	1,618,817,812	376,997,591	20,107,228	397,104,819	370,956,824
Woodridge Psychiatric Hospital	11,164,613	717,072	5,146,457	58,691,969	47,507,992	11,183,977	6,444,562	17,628,539	17,529,419
East	1,133,802,028	54,738,263	625,476,001	3,362,542,647	2,591,333,121	771,209,526	119,438,243	890,647,769	881,125,971
Anderson Methodist Medical Center of Oak Ridge	252,748,569	9,649,430	177,845,049	522,264,491	375,133,125	147,131,366	12,606,408	159,737,774	163,590,125
Ridgeview Psychiatric Hospital and Center	7,373,216	225,908	5,216,280	17,804,910	8,480,353	9,324,557	5,988,897	15,313,454	13,421,120
Blount Blount Memorial Hospital	303,216,304	16,152,258	178,511,811	720,358,884	572,682,090	147,676,794	67,521,636	215,198,430	211,433,405
Peninsula Hospital	30,492,081	1,024,512	21,632,678	64,321,792	39,606,578	24,715,214	4,665,293	29,380,507	30,658,942
Campbell Jellico Community Hospital, Inc.	0	118,431	0	69,164,271	45,147,946	24,016,325	1,389,126	25,405,451	23,031,636
Tennova Healthcare - LaFollette Medical Center	21,631,970	613,727	12,431,557	237,056,414	184,054,787	53,001,627	843,861	53,845,488	49,683,188
Claiborne Claiborne County Hospital	2,831,697	891,561	181,883	72,495,892	53,664,934	18,830,958	1,470,429	20,301,387	23,609,893
Cocke Tennova Healthcare - Newport Medical Center	14,114,483	657,648	2,117,428	164,935,825	135,286,326	29,649,499	982,934	30,632,433	28,354,582
Hamblen Lakeway Regional Hospital	57,873,014	2,653,754	36,375,215	346,509,477	312,017,432	34,492,045	647,414	35,139,459	42,153,379
Morristown - Hamblen Healthcare System	109,475,073	7,032,498	70,505,262	274,912,081	203,328,406	71,583,675	7,226,400	78,810,075	79,221,295
Jefferson Tennova Healthcare - Jefferson Memorial Hospital	44,601,422	537,375	12,144,170	176,234,667	139,369,317	36,865,350	441,920	37,307,270	34,828,575
Loudon Fort Loudoun Medical Center	38,161,848	1,770,905	22,547,854	94,072,741	68,477,302	25,595,439	2,541,208	28,136,647	28,278,421
Monroe Sweetwater Hospital Association	59,677,502	3,168,697	36,439,371	199,612,045	160,689,930	38,922,115	3,913,794	42,835,909	35,825,902
Roane Roane Medical Center	71,637,434	4,428,647	10,091,529	107,849,913	80,835,473	27,014,440	4,278,458	31,292,898	35,158,716
Scott Pioneer Community Hospital of Scott	2,154,048	138,217	186,237	31,344,815	15,579,212	15,765,603	47,414	15,813,017	15,345,839
Sevier LeConte Medical Center	117,813,367	5,674,695	39,249,677	263,604,429	196,979,910	66,624,519	4,873,051	71,497,570	66,530,953

Unreported financial data are shown as zero

REPORT 4
REPORT FOR HOSPITALS 2014

HOSPITALS LICENSED IN TENNESSEE
SELECTED FINANCIAL DATA

Department of Health Region/County/Facility	Total Capital Assets	Annual Depreciation	Accumulated Depreciation	Gross Charges	Adjustments to Revenue	Net Patient Revenue	All Other Revenue	Total Net Revenue	Total Expenses
Southeast	319,715,231	16,744,133	155,500,245	1,773,835,178	1,463,462,402	310,372,776	13,612,823	323,985,599	296,367,472
Bledsoe Erlanger Bledsoe	2,056,865	142,626	1,240,769	23,953,942	16,565,207	7,388,735	1,951,159	9,339,894	8,540,338
Bradley Skyridge Medical Center	127,311,235	6,496,986	57,564,880	870,907,661	757,549,658	113,358,003	2,218,183	115,576,186	118,133,197
Skyridge Medical Center Westside	15,735,097	802,998	7,114,760	107,640,273	93,629,734	14,010,539	405,838	14,416,377	14,600,732
Franklin Southern Tennessee Regional Health System - Sewa	7,860,382	330,067	4,871,795	32,442,630	25,239,525	7,203,105	0	7,203,105	6,077,516
Southern Tennessee Regional Health System - Winc	53,576,846	2,249,756	33,206,452	276,432,587	215,778,411	60,654,176	741,040	61,395,216	41,424,722
McMinn Starr Regional Medical Center	42,088,850	2,625,875	22,705,322	217,228,577	169,318,027	47,910,550	3,681,585	51,592,135	47,600,983
Starr Regional Medical Center Etowah	11,712,869	885,044	4,033,985	52,729,690	42,264,315	10,465,375	1,539,103	12,004,478	10,408,308
Marion Grandview Medical Center Jasper	9,662,072	1,627,698	1,302,999	109,261,489	91,061,511	18,199,978	602,077	18,802,055	21,858,999
Polk Copper Basin Medical Center	5,250,835	359,771	4,148,102	39,836,680	26,412,077	13,424,603	1,758,511	15,183,114	9,782,854
Rhea Rhea Medical Center	44,460,180	1,223,312	19,311,181	43,401,649	25,643,937	17,757,712	715,327	18,473,039	17,939,823
Upper Cumberland	627,183,761	31,276,825	282,421,797	1,564,715,638	1,074,657,960	490,057,678	26,386,446	516,444,124	486,928,827
Cannon Stones River Hospital	11,124,353	902,317	2,793,788	25,096,884	16,056,028	9,040,856	87,111	9,127,967	11,158,513
Clay Cumberland River Hospital	4,254,039	508,663	997,723	15,324,095	9,359,241	5,964,854	679,181	6,644,035	8,921,304
Cumberland Cumberland Medical Center	156,799,156	6,477,694	80,324,456	264,163,457	166,322,403	97,841,054	2,923,638	100,764,692	92,600,247
DeKalb DeKalb Community Hospital	10,418,373	1,035,262	3,733,175	49,173,038	34,555,531	14,617,507	133,637	14,751,144	14,699,136
Fentress Jamestown Regional Medical Center	26,334,148	1,005,130	12,778,380	93,104,803	75,550,830	17,553,973	231,612	17,785,585	19,872,357
Macon Macon County General Hospital	7,052,890	0	5,314,940	25,013,264	17,247,757	7,765,507	3,505,542	11,271,049	11,089,027
Overton Livingston Regional Hospital	28,983,224	1,514,818	21,021,073	133,547,824	103,418,152	30,129,672	1,821,088	31,950,760	28,315,680
Putnam Cookeville Regional Medical Center	298,963,389	14,218,615	120,717,466	508,636,897	303,724,195	204,912,702	12,705,733	217,618,435	213,321,199
PremierCare Tennessee, Inc.	1,122,798	117,923	263,415	7,061,968	3,294,093	3,767,875	-629,566	3,138,309	3,301,213
Smith Riverview Regional Medical Center South	20,056,597	1,115,656	4,890,912	86,978,787	63,672,371	23,306,416	2,263,304	25,569,720	19,703,253
Warren River Park Hospital	44,545,188	3,127,398	22,150,260	244,232,196	194,656,972	49,575,224	2,260,194	51,835,418	44,294,378
White Highlands Medical Center	17,529,606	1,253,349	7,436,209	112,382,425	86,800,387	25,582,038	404,972	25,987,010	19,652,520
Mid-Cumberland	1,550,419,717	74,756,095	621,263,788	5,448,439,911	4,248,070,981	1,200,368,930	59,672,365	1,260,041,295	1,113,664,447
Cheatham TriStar Ashland City Medical Center	0	315,794	0	47,754,818	38,370,016	9,384,802	2,831,114	12,215,916	10,464,768
Dickson TriStar Horizon Medical Center	92,467,881	3,449,272	57,742,514	397,358,171	329,522,196	67,835,975	1,420,306	69,256,281	71,391,170
Houston Houston County Community Hospital	2,139,195	144,348	306,821	13,911,846	10,739,911	3,171,935	835,988	4,007,923	5,946,091
Humphreys Three Rivers Hospital	5,019,874	467,866	3,114,964	21,350,789	16,029,768	5,321,021	2,822,721	8,143,742	7,665,211
Montgomery Behavioral Healthcare Center at Clarksville	130,732	25,161	100,740	5,412,842	1,261,145	4,151,697	207	4,151,904	3,948,197

Unreported financial data are shown as zero

REPORT 4
REPORT FOR HOSPITALS 2014

HOSPITALS LICENSED IN TENNESSEE
SELECTED FINANCIAL DATA

Department of Health Region/County/Facility	Total Capital Assets	Annual Depreciation	Accumulated Depreciation	Gross Charges	Adjustments to Revenue	Net Patient Revenue	All Other Revenue	Total Net Revenue	Total Expenses
Mid-Cumberland (Continued)									
Montgomery Gateway Medical Center	218,412,358	8,432,239	61,357,657	839,545,121	712,829,563	126,715,558	2,705,787	129,421,345	128,366,367
Robertson NorthCrest Medical Center	93,755,128	4,511,798	59,646,444	236,253,879	159,958,573	76,295,306	3,472,020	79,767,326	61,287,419
Rutherford Saint Thomas Rutherford Hospital	305,910,133	19,487,888	82,900,068	906,119,348	671,897,707	234,221,641	13,254,002	247,475,643	213,038,174
TriStar StoneCrest Medical Center	112,756,422	4,502,726	66,768,474	467,791,839	358,353,968	109,437,871	1,143,018	110,580,889	92,355,894
Trustpoint Hospital	20,862,739	1,457,762	3,157,106	39,859,504	20,713,400	19,146,104	1,499,966	20,646,070	20,124,482
Sumner Portland Medical Center	5,855,949	620,952	620,953	44,748,813	37,951,181	6,797,632	0	6,797,632	4,163,713
Sumner Regional Medical Center	158,566,756	8,381,304	35,487,691	546,661,249	417,269,904	129,391,345	9,552,249	138,943,594	113,169,276
TriStar Hendersonville Medical Center	98,294,564	4,055,505	63,418,208	602,517,738	500,245,175	102,272,563	3,333,212	105,605,775	94,444,637
Trousdale Trousdale Medical Center	3,511,479	233,652	2,050,679	26,643,083	16,769,370	9,873,713	2,635,550	12,509,263	8,024,813
Williamson Rolling Hills Hospital	29,075,443	1,268,702	5,066,393	42,462,512	22,659,228	19,803,284	924,752	20,728,036	16,438,546
Williamson Medical Center	249,222,862	10,663,948	116,196,166	480,173,124	311,178,239	168,994,885	9,116,763	178,111,648	159,935,471
Wilson McFarland Hospital	3,589,223	156,566	1,668,096	19,810,344	13,137,803	6,672,541	10,465	6,683,006	2,475,458
University Medical Center	121,773,536	5,311,910	56,594,421	667,602,379	586,524,606	81,077,773	3,189,493	84,267,266	83,986,214
South Central	632,060,288	28,507,908	391,987,582	2,021,102,096	1,538,759,599	482,342,497	34,002,973	516,345,470	499,193,984
Bedford Heritage Medical Center	45,839,151	1,998,590	15,665,973	176,169,844	146,816,548	29,353,296	873,936	30,227,232	35,349,877
Coffee Harton Regional Medical Center	86,542,341	3,173,747	38,730,374	592,931,664	510,167,062	82,764,602	723,005	83,487,607	73,604,021
Medical Center of Manchester	8,879,240	159,794	5,936,200	28,396,862	20,600,809	7,796,053	1,741,801	9,537,854	10,527,044
United Regional Medical Center	9,617,447	313,975	5,755,548	30,145,633	21,083,308	9,062,325	921,040	9,983,365	10,842,798
Giles Hillside Hospital	38,304,775	2,101,424	26,552,107	112,183,095	80,535,859	31,647,236	1,932,628	33,579,864	32,074,929
Hickman Saint Thomas Hickman Hospital	0	382,066	0	25,688,786	15,782,594	9,906,192	1,520,168	11,426,360	10,655,325
Lawrence Southern Tennessee Regional Health System-Lawren	48,385,060	2,495,378	29,783,105	166,999,454	132,525,798	34,473,656	3,252,688	37,726,344	33,598,203
Lincoln Lincoln Medical Center	36,771,659	1,785,227	23,489,361	76,660,519	55,217,474	21,443,045	3,727,561	25,170,606	25,743,359
Marshall Marshall Medical Center	14,149,525	777,380	11,843,984	33,532,439	21,243,924	12,288,515	2,803,073	15,091,588	14,716,088
Maury Behavioral Healthcare Center at Columbia	258,759	4,633	235,145	4,157,307	570,221	3,587,086	113	3,587,199	3,219,071
Maury Regional Hospital	336,821,511	14,721,332	229,600,909	721,143,013	497,322,093	223,820,920	13,701,097	237,522,017	229,829,545
Perry Perry Community Hospital	3,014,691	210,777	2,333,082	18,351,830	12,170,650	6,181,180	880,369	7,061,549	6,571,386
Wayne Wayne Medical Center	3,476,129	383,585	2,061,794	34,741,650	24,723,259	10,018,391	1,925,494	11,943,885	12,462,338
Northwest	317,854,050	14,368,338	197,997,396	1,256,410,522	1,023,102,112	233,308,410	11,902,498	245,210,908	246,746,810
Benton Camden General Hospital	7,110,536	282,030	6,051,865	19,151,564	12,961,394	6,190,170	1,729,698	7,919,868	6,711,394

Unreported financial data are shown as zero

REPORT 4
REPORT FOR HOSPITALS 2014

HOSPITALS LICENSED IN TENNESSEE
SELECTED FINANCIAL DATA

Department of Health Region/County/Facility		Total Capital Assets	Annual Depreciation	Accumulated Depreciation	Gross Charges	Adjustments to Revenue	Net Patient Revenue	All Other Revenue	Total Net Revenue	Total Expenses
Northwest (Continued)										
Carroll	Baptist Memorial Hospital - Huntingdon	23,965,316	914,016	16,091,074	49,394,924	37,351,855	12,043,069	485,298	12,528,367	16,315,270
	McKenzie Regional Hospital	16,356,745	1,023,309	9,170,830	97,356,587	86,276,098	11,080,489	330,361	11,410,850	15,102,371
Dyer	Dyersburg Regional Medical Center	64,334,381	3,126,815	38,361,824	520,004,037	459,243,168	60,760,869	939,820	61,700,689	60,249,174
Gibson	Milan General Hospital	17,819,687	574,168	15,324,610	31,998,089	23,591,388	8,406,701	981,463	9,388,164	8,452,561
Henry	Henry County Medical Center	93,569,146	4,847,474	52,271,714	206,577,284	147,957,746	58,619,538	4,732,526	63,352,064	60,855,783
Obion	Baptist Memorial Hospital - Union City	63,014,475	1,796,496	43,939,859	152,122,590	114,287,115	37,835,475	2,227,725	40,063,200	43,579,630
Weakly	Behavioral Healthcare Center at Martin	341,794	27,188	184,394	4,676,349	575,468	4,100,881	0	4,100,881	3,263,860
Weakley	HealthSouth Cane Creek Rehabilitation Center	8,603,964	369,140	4,008,160	14,952,225	2,841,428	12,110,797	107,899	12,218,696	8,510,703
	Volunteer Community Hospital	22,738,006	1,407,702	12,593,066	160,176,873	138,016,452	22,160,421	367,708	22,528,129	23,706,064
Southwest		145,495,352	11,266,506	83,598,748	670,630,897	519,410,679	151,220,218	42,809,263	194,029,481	213,121,340
Decatur	Decatur County General Hospital	9,693,120	484,296	7,812,606	17,601,379	10,561,601	7,039,778	1,288,381	8,328,159	8,631,711
Fayette	Methodist Healthcare - Fayette Hospital	8,699,833	2,075,455	8,625,816	26,060,474	21,006,926	5,053,548	4,048,693	9,102,241	9,421,807
Hardeman	Bolivar General Hospital	8,924,404	431,192	6,019,221	22,062,196	17,094,281	4,967,915	897,024	5,864,939	6,464,109
	Western Mental Health Institute	0	1,244,700	0	36,180,709	31,188,004	4,992,705	27,243,853	32,236,558	35,939,331
Hardin	Hardin Medical Center	30,443,040	1,459,977	15,091,703	92,596,999	68,110,381	24,486,618	4,576,858	29,063,476	28,367,485
Henderson	Henderson County Community Hospital	12,348,340	894,413	7,473,406	83,255,447	72,086,710	11,168,737	344,129	11,512,866	14,557,345
Lauderdale	Lauderdale Community Hospital	6,029,423	989,069	3,945,657	39,032,312	24,921,507	14,110,805	1,534,547	15,645,352	14,674,298
McNairy	McNairy Regional Hospital	15,424,067	1,164,395	8,605,942	82,108,827	68,209,346	13,899,481	366,000	14,265,481	17,880,912
Tipton	Baptist Memorial Hospital - Tipton	53,933,125	2,523,009	26,024,397	271,732,554	206,231,923	65,500,631	2,509,778	68,010,409	77,184,342
Memphis/Shelby		3,761,088,509	245,694,980	1,836,513,713	12,472,528,157	9,576,150,174	2,896,377,983	1,022,395,764	3,918,773,747	3,710,772,144
Shelby	Baptist Memorial Hospital	514,912,465	23,276,262	345,299,368	2,010,403,438	1,552,929,558	457,473,880	25,993,900	483,467,780	517,766,017
	Baptist Memorial Hospital - Collierville	96,952,715	2,820,610	49,754,888	170,551,556	127,845,377	42,706,179	1,811,221	44,517,400	51,851,051
	Baptist Memorial Hospital for Women	124,509,430	44,227,151	52,931,143	186,304,770	118,382,726	67,922,044	13,897,512	81,819,556	91,440,916
	Baptist Memorial Restorative Care Hospital	1,260,313	100,797	242,824	58,577,309	41,772,317	16,804,992	152,215	16,957,207	16,874,696
	Baptist Rehabilitation - Germantown	32,082,199	805,709	23,222,956	58,121,056	45,334,648	12,786,408	-705,261	12,081,147	21,907,932
	Delta Medical Center	31,072,084	1,704,718	2,684,921	124,354,212	78,689,393	45,664,819	3,913,670	49,578,489	47,961,874
	HealthSouth Rehabilitation Hospital - North	13,483,331	647,940	4,669,025	26,198,725	7,833,629	18,365,096	27,193	18,392,289	12,197,629
	HealthSouth Rehabilitation Hospital of Memphis	24,941,715	1,083,848	12,333,315	40,597,801	18,033,162	22,564,639	13,494	22,578,133	17,023,562
	Lakeside Behavioral Health System	20,059,988	963,150	9,964,964	124,700,448	65,984,955	58,715,493	1,318,457	60,033,950	37,500,030

Unreported financial data are shown as zero

REPORT 4
REPORT FOR HOSPITALS 2014

HOSPITALS LICENSED IN TENNESSEE
SELECTED FINANCIAL DATA

Department of Health Region/County/Facility		Total Capital Assets	Annual Depreciation	Accumulated Depreciation	Gross Charges	Adjustments to Revenue	Net Patient Revenue	All Other Revenue	Total Net Revenue	Total Expenses
Memphis/Shelby (Continued)										
Shelby	Lebonheur Children's Medical Center	550,121,081	29,250,571	215,636,774	940,356,549	629,723,230	310,633,319	82,279,395	392,912,714	372,854,884
	Memphis Mental Health Institute	0	0	0	19,020,424	16,753,655	2,266,769	15,713,225	17,979,994	18,153,020
	Methodist Extended Care Hospital, Inc.	1,431,866	117,074	831,766	45,398,595	29,157,690	16,240,905	174,719	16,415,624	16,118,751
	Methodist Healthcare - Memphis Hospitals	457,168,923	20,046,369	302,175,234	2,176,033,356	1,671,428,551	504,604,805	73,223,994	577,828,799	574,707,396
	Methodist Hospital - Germantown	327,919,206	17,609,195	153,267,111	1,147,129,585	833,231,210	313,898,375	-3,265,644	310,632,731	250,218,377
	Methodist Hospital - North	114,712,069	6,449,482	75,617,115	684,179,741	540,234,864	143,944,877	9,213,712	153,158,589	141,866,518
	Methodist Hospital - South	88,350,747	4,102,586	58,867,060	419,028,450	329,291,585	89,736,865	10,437,303	100,174,168	95,614,754
	Regional Med Extended Care Hospital	0	0	0	11,149,240	9,874,663	1,274,577	0	1,274,577	4,098,875
	Regional One Health	402,424,776	16,330,727	300,075,613	1,273,264,760	1,035,026,464	238,238,296	121,555,759	359,794,055	353,156,986
	Saint Francis Hospital	228,397,655	9,751,974	124,588,468	1,766,846,117	1,475,120,834	291,725,283	13,452,755	305,178,038	267,969,494
	Saint Francis Hospital - Bartlett	135,134,397	5,268,350	41,365,074	702,524,487	573,130,178	129,394,309	1,744,324	131,138,633	98,497,388
	Saint Jude Children's Research Hospital	593,799,564	61,003,690	61,003,690	417,751,521	327,016,275	90,735,246	651,436,537	742,171,783	683,276,028
	Select Specialty Hospital - Memphis	2,353,985	134,777	1,982,404	70,036,017	49,355,210	20,680,807	7,284	20,688,091	19,715,966
Nashville/Davidson		3,280,993,951	149,014,113	2,091,990,622	15,261,737,287	11,255,177,434	4,006,559,853	283,047,714	4,289,607,567	3,870,154,326
Davidson	Kindred Hospital - Nashville	3,954,681	303,505	3,001,260	51,894,615	36,786,550	15,108,065	5,636	15,113,701	12,583,011
	Metro Nashville General Hospital	89,064,863	3,767,941	59,902,310	233,225,114	189,124,955	44,100,159	55,121,434	99,221,593	100,565,579
	Middle Tennessee Mental Health Institute	0	780,098	0	48,692,704	42,872,751	5,819,953	39,503,333	45,323,286	46,277,981
	Saint Thomas Hospital for Spinal Surgery	9,493,470	385,722	7,868,743	122,578,041	73,165,176	49,412,865	765,112	50,177,977	26,718,834
	Saint Thomas Midtown Hospital	371,240,298	13,674,404	269,885,112	1,341,877,584	954,155,813	387,721,771	22,605,108	410,326,879	368,367,503
	Saint Thomas West Hospital	425,756,399	13,266,897	336,205,001	1,611,235,139	1,209,650,926	401,584,213	53,548,150	455,132,363	366,646,594
	Select Specialty Hospital - Nashville	13,654,733	676,230	5,343,011	78,837,704	47,643,692	31,194,012	34,857	31,228,869	28,378,968
	Skyline Medical Center Campus	21,894,283	1,398,476	7,370,595	130,720,312	105,396,846	25,323,466	1,285,404	26,608,870	29,094,698
	TriStar Centennial Medical Center	549,904,757	29,559,515	319,877,938	2,801,652,840	2,226,305,870	575,346,970	31,322,884	606,669,854	535,241,277
	TriStar Skyline Medical Center	143,409,324	6,093,109	87,753,134	1,254,563,312	1,056,737,320	197,825,992	7,211,893	205,037,885	179,986,298
	TriStar Southern Hills Medical Center	97,832,832	4,235,499	69,012,714	541,664,632	442,697,727	98,966,905	1,530,713	100,497,618	96,668,903
	TriStar Summit Medical Center	136,708,851	7,327,482	87,446,503	977,134,192	794,519,929	182,614,263	17,315,955	199,930,218	165,269,188
	Vanderbilt Stallworth Rehabilitation Hospital	21,330,621	1,157,997	15,011,114	40,878,465	18,673,380	22,205,085	313,262	22,518,347	20,953,137
	Vanderbilt University Hospitals	1,396,748,839	66,387,238	823,313,187	6,026,782,633	4,057,446,499	1,969,336,134	52,483,973	2,021,820,107	1,893,402,355

Unreported financial data are shown as zero

REPORT 4
REPORT FOR HOSPITALS 2014

HOSPITALS LICENSED IN TENNESSEE
SELECTED FINANCIAL DATA

Department of Health Region/County/Facility		Total Capital Assets	Annual Depreciation	Accumulated Depreciation	Gross Charges	Adjustments to Revenue	Net Patient Revenue	All Other Revenue	Total Net Revenue	Total Expenses
Knoxville/Knox		1,858,460,307	81,751,678	898,369,868	6,883,664,146	5,096,315,818	1,787,348,328	128,298,893	1,915,647,221	1,794,819,859
Knox	East Tennessee Children's Hospital	165,567,242	7,927,742	86,966,399	412,796,752	246,430,972	166,365,780	7,629,340	173,995,120	165,546,669
	Fort Sanders Regional Medical Center	397,499,770	15,219,141	289,578,395	982,345,331	701,994,423	280,350,908	23,337,808	303,688,716	271,635,398
	North Knoxville Medical Center	126,564,822	3,583,547	12,332,206	397,413,080	320,962,094	76,450,986	3,780,881	80,231,867	65,683,109
	Parkwest Medical Center	373,851,991	15,072,153	223,249,339	913,174,939	645,053,079	268,121,860	20,580,695	288,702,555	253,592,162
	Select Specialty Hospital - Knoxville	2,181,353	114,153	1,944,420	32,917,989	20,036,185	12,881,804	5,386	12,887,190	11,763,273
	Select Specialty Hospital - North Knoxville	4,991,127	130,645	1,353,248	35,149,920	22,897,372	12,252,548	2,402	12,254,950	11,203,144
	Tennova Healthcare	189,739,720	7,922,989	25,636,319	1,073,424,726	857,157,367	216,267,359	5,058,374	221,325,733	229,146,059
	Turkey Creek Medical Center	132,387,615	3,639,049	15,311,263	580,527,573	467,286,210	113,241,363	768,016	114,009,379	102,708,840
	University of Tennessee Memorial Hospital	465,676,667	28,142,259	241,998,279	2,455,913,836	1,814,498,116	641,415,720	67,135,991	708,551,711	683,541,205
Chattanooga/Hamilton		1,701,626,282	64,283,414	1,035,279,468	5,165,725,383	3,821,450,519	1,344,274,864	139,924,389	1,484,199,253	1,383,819,274
Hamilton	Erlanger East	85,720,181	3,536,666	63,975,729	128,996,137	97,153,634	31,842,503	161,459	32,003,962	32,790,294
	Erlanger Medical Center	533,543,956	21,657,865	412,853,484	1,677,701,560	1,195,173,514	482,528,046	56,122,766	538,650,812	525,545,450
	Erlanger North	16,608,398	685,234	12,395,382	27,594,991	20,937,731	6,657,260	44,102	6,701,362	7,315,335
	HealthSouth Chattanooga Rehabilitation Hospital	20,996,856	2,842,363	13,225,615	26,060,265	9,580,276	16,479,989	22,544	16,502,533	14,763,521
	Kindred Hospital - Chattanooga	4,992,681	375,839	3,867,482	53,197,154	38,110,986	15,086,168	64,395	15,150,563	16,213,932
	Memorial Healthcare System, Inc.	680,119,100	20,746,275	298,389,651	1,511,986,841	1,097,472,769	414,514,072	33,569,337	448,083,409	409,248,532
	Memorial North Park	66,948,699	2,766,671	25,585,755	296,521,518	230,068,158	66,453,360	1,477,726	67,931,086	61,319,496
	Moccasin Bend Mental Health Institute	0	67,131	0	32,571,896	22,291,895	10,280,001	22,275,576	32,555,577	32,636,693
	Parkridge East Hospital	64,652,155	3,064,772	52,346,447	344,526,878	278,776,930	65,749,948	4,100,389	69,850,337	63,099,673
	Parkridge Medical Center, Inc.	150,149,862	5,547,443	110,617,483	925,237,245	749,326,468	175,910,777	12,132,585	188,043,362	165,920,112
	Parkridge Valley Adult and Senior Services	13,508,192	387,688	7,118,988	59,273,864	38,520,907	20,752,957	1,081,921	21,834,878	12,995,080
	Parkridge Valley Child and Adolescents Hospital	13,508,192	996,911	7,118,988	53,524,489	39,898,039	13,626,450	1,675,589	15,302,039	17,486,830
	Siskin Hospital for Physical Rehabilitation	50,878,010	1,608,556	27,784,464	28,532,545	4,139,212	24,393,333	7,196,000	31,589,333	24,484,326
Jackson/Madison		998,847,655	48,191,440	583,984,584	2,165,062,637	1,571,631,085	593,431,552	70,304,873	663,736,425	615,660,176
Madison	Jackson - Madison County General Hospital	909,628,344	43,964,000	537,067,939	1,501,769,499	997,472,711	504,296,788	60,134,490	564,431,278	521,107,880
	Pathways of Tennessee	9,647,718	455,921	7,758,256	17,216,338	8,946,072	8,270,266	9,234,466	17,504,732	17,203,852
	Regional Hospital of Jackson	79,571,593	3,771,519	39,158,389	646,076,800	565,212,302	80,864,498	935,917	81,800,415	77,348,444

Unreported financial data are shown as zero

REPORT 4
 REPORT FOR HOSPITALS 2014

HOSPITALS LICENSED IN TENNESSEE
 SELECTED FINANCIAL DATA

Department of Health Region/County/Facility		Total Capital Assets	Annual Depreciation	Accumulated Depreciation	Gross Charges	Adjustments to Revenue	Net Patient Revenue	All Other Revenue	Total Net Revenue	Total Expenses
Sullivan		833,226,583	32,225,775	508,513,859	2,471,693,847	1,839,287,661	632,406,186	24,290,789	656,696,975	619,554,940
Sullivan	HealthSouth Rehabilitation Hospital	10,844,972	495,434	7,844,068	22,827,777	10,322,895	12,504,882	14,027	12,518,909	11,469,460
	Indian Path Medical Center	105,543,059	3,874,378	64,208,643	478,799,083	395,182,034	83,617,049	6,198,951	89,816,000	86,478,251
	Select Specialty Hospitals - Tricities, Inc.	1,892,752	245,963	1,486,790	54,159,987	38,183,646	15,976,341	8,723	15,985,064	14,213,229
	Wellmont - Holston Valley Medical Center, Inc.	439,552,140	16,615,000	241,614,417	1,063,099,000	779,239,247	283,859,753	10,168,248	294,028,001	287,953,000
	Wellmont Bristol Regional Medical Center	275,393,660	10,995,000	193,359,941	852,808,000	616,359,839	236,448,161	7,900,840	244,349,001	219,441,000

REPORT 5
REPORT FOR HOSPITALS 2014

HOSPITALS LICENSED IN TENNESSEE
ADJUSTMENTS TO GROSS REVENUE BY STATE, REGION AND COUNTY

Department of Health Region and County	Total Adjustments	Medicaid	Medicare	Other Government	Non-Government	Bad Debts	Charity	All Other Adjustments	Total Adjustment as % of Gross Charges
STATE TOTAL	\$48,242,203,083	\$8,181,353,082	\$21,899,342,138	\$703,300,673	\$17,267,648,468	\$2,059,337,483	\$2,060,582,744	\$473,200,864	75.6
Northeast	\$2,623,393,538	\$373,097,049	\$1,398,404,682	\$26,551,109	\$815,346,357	\$81,927,887	\$93,450,629	\$76,788,221	79.5
Carter	\$178,113,849	\$28,453,585	\$97,898,349	\$1,620,602	\$49,212,234	\$7,668,841	\$3,598,606	\$850,653	82.4
Greene	\$264,867,908	\$39,993,005	\$143,724,561	\$0	\$80,683,538	\$5,634,498	\$14,339,727	\$17,471,217	71.5
Hancock	\$11,338,084	\$3,359,660	\$3,786,793	\$0	\$4,186,022	\$517,000	\$664,000	\$34,958	71.7
Hawkins	\$158,668,906	\$18,067,162	\$84,030,281	\$1,879,524	\$54,685,107	\$2,124,000	\$4,040,000	\$0	77.4
Johnson	\$19,127,642	\$5,061,977	\$8,498,391	\$170,337	\$5,260,856	\$1,789,325	\$536,388	\$102,218	71.0
Unicoi	\$41,078,523	\$4,382,865	\$24,550,530	\$227,597	\$11,818,611	\$7,096,187	\$333,169	\$15,275	73.5
Washington	\$1,950,198,626	\$273,778,795	\$1,035,915,777	\$22,653,049	\$609,499,989	\$57,098,036	\$69,938,739	\$58,313,900	80.9
East	\$2,591,333,121	\$441,271,525	\$1,269,061,019	\$37,145,170	\$839,629,213	\$120,698,753	\$42,790,713	\$9,570,890	77.1
Anderson	\$383,613,478	\$48,257,711	\$222,037,268	\$11,126,798	\$101,918,678	\$16,809,630	\$6,470,542	\$1,038,849	71.0
Blount	\$612,288,668	\$86,344,655	\$339,894,878	\$11,640,693	\$174,082,256	\$14,219,721	\$20,159,720	\$1,665	78.0
Campbell	\$229,202,733	\$46,772,693	\$84,276,793	\$1,167,064	\$96,909,709	\$8,818,723	\$4,495,366	\$160,943	74.8
Claiborne	\$53,664,934	\$9,351,335	\$25,808,929	\$0	\$18,504,670	\$4,991,685	\$413,465	\$3,112,602	74.0
Cocke	\$135,286,326	\$34,402,511	\$28,995,895	\$1,294,860	\$70,593,060	\$7,555,864	\$310,301	\$66,956	82.0
Hamblen	\$515,345,838	\$100,665,024	\$267,602,087	\$4,676,860	\$141,142,777	\$20,557,890	\$3,781,178	\$3,923,733	82.9
Jefferson	\$139,369,317	\$18,557,642	\$42,138,057	\$1,531,519	\$77,142,099	\$6,208,889	\$310,586	\$896,278	79.1
Loudon	\$68,477,302	\$7,440,171	\$39,353,851	\$1,002,453	\$20,509,857	\$5,572,831	\$804,776	\$60,514	72.8
Monroe	\$160,689,930	\$34,262,204	\$76,504,210	\$369,505	\$49,117,642	\$8,902,687	\$2,128,680	\$0	80.5
Roane	\$80,835,473	\$16,298,376	\$41,361,465	\$1,525,913	\$21,502,852	\$7,703,712	\$428,961	\$18,080	75.0
Scott	\$15,579,212	\$4,477,803	\$9,707,290	\$0	\$1,394,119	\$3,821,119	\$90,911	\$115,674	49.7
Sevier	\$196,979,910	\$34,441,400	\$91,380,296	\$2,809,505	\$66,811,494	\$15,536,002	\$3,396,227	\$175,596	74.7
Southeast	\$1,463,462,402	\$256,044,775	\$739,976,686	\$17,114,530	\$444,113,216	\$71,970,683	\$10,289,023	\$24,839,513	82.5
Bledsoe	\$16,565,207	\$4,484,488	\$5,204,950	\$0	\$6,748,102	\$1,514,369	\$1,499,303	\$0	69.2
Bradley	\$851,179,392	\$138,082,220	\$432,195,378	\$6,942,271	\$269,825,987	\$23,569,664	\$5,844,573	\$8,082,369	87.0
Franklin	\$241,017,936	\$39,074,713	\$126,929,652	\$3,989,949	\$70,348,186	\$9,813,171	\$437,514	\$16,568,600	78.0
McMinn	\$211,582,342	\$47,703,584	\$103,185,110	\$3,446,264	\$56,339,577	\$15,367,283	\$701,738	\$0	78.4
Marion	\$91,061,511	\$17,044,849	\$48,970,044	\$532,040	\$24,379,636	\$12,568,720	\$776,585	\$188,544	83.3
Polk	\$26,412,077	\$4,236,215	\$13,322,468	\$2,051,110	\$6,802,284	\$5,062,383	\$105,303	\$0	66.3
Rhea	\$25,643,937	\$5,418,706	\$10,169,084	\$152,896	\$9,669,444	\$4,075,093	\$924,007	\$0	59.1

Unreported financial data are shown as zero

REPORT 5
REPORT FOR HOSPITALS 2014

HOSPITALS LICENSED IN TENNESSEE
ADJUSTMENTS TO GROSS REVENUE BY STATE, REGION AND COUNTY

Department of Health Region and County	Total Adjustments	Medicaid	Medicare	Other Government	Non-Government	Bad Debts	Charity	All Other Adjustments	Total Adjustment as % of Gross Charges
Upper Cumberland	\$1,074,657,960	\$208,511,338	\$601,136,924	\$14,535,484	\$244,068,299	\$70,184,900	\$9,942,886	\$1,532,091	68.7
Cannon	\$16,056,028	\$3,317,744	\$8,400,990	\$147,679	\$4,189,615	\$1,611,852	\$22,724	\$0	64.0
Clay	\$9,359,241	\$1,648,836	\$5,516,483	\$0	\$2,193,922	\$563,616	\$57,462	\$0	61.1
Cumberland	\$166,322,403	\$26,945,876	\$107,177,446	\$106,196	\$31,552,403	\$10,462,687	\$2,456,149	\$0	63.0
DeKalb	\$34,555,531	\$6,969,255	\$17,410,439	\$106,655	\$10,069,182	\$2,882,053	\$89,670	\$0	70.3
Fentress	\$75,550,830	\$16,134,908	\$36,810,546	\$749,506	\$21,855,870	\$3,194,462	\$1,139	\$217,612	81.1
Macon	\$17,247,757	\$4,214,592	\$7,678,144	\$0	\$5,304,830	\$1,552,666	\$580,648	\$0	69.0
Overton	\$103,418,152	\$19,353,856	\$64,592,356	\$1,196,006	\$17,486,185	\$4,329,054	\$0	\$0	77.4
Putnam	\$307,018,288	\$47,133,421	\$176,630,781	\$5,309,648	\$76,498,651	\$29,709,967	\$5,342,835	\$0	59.5
Smith	\$63,672,371	\$15,037,360	\$34,035,237	\$1,080,088	\$11,075,412	\$4,384,574	\$389,243	\$0	73.2
Warren	\$194,656,972	\$49,297,309	\$98,207,099	\$2,978,221	\$43,341,646	\$7,848,355	\$629,555	\$502,856	79.7
White	\$86,800,387	\$18,458,181	\$44,677,403	\$2,861,485	\$20,500,583	\$3,645,614	\$373,461	\$811,623	77.2
Mid-Cumberland	\$4,248,070,981	\$686,489,755	\$1,786,501,883	\$139,356,129	\$1,599,463,228	\$263,877,359	\$86,989,901	\$25,998,900	78.0
Cheatham	\$38,370,016	\$9,218,412	\$12,069,980	\$238,166	\$16,759,927	\$9,024,617	\$497,223	\$4,196,516	80.3
Dickson	\$329,522,196	\$65,971,745	\$157,471,532	\$6,803,837	\$98,522,104	\$43,788,978	\$4,284,202	\$0	82.9
Houston	\$10,739,911	\$1,729,899	\$5,550,445	\$222,016	\$3,237,551	\$2,887,664	\$0	\$0	77.2
Humphreys	\$16,029,768	\$2,495,985	\$8,642,308	\$49,864	\$4,794,013	\$1,122,485	\$447,854	\$0	75.1
Montgomery	\$714,090,708	\$109,680,288	\$309,594,475	\$79,379,763	\$213,716,041	\$25,781,009	\$1,981,886	\$834,106	84.5
Robertson	\$159,958,573	\$35,463,468	\$71,976,954	\$3,655,785	\$48,477,476	\$10,927,452	\$5,556,198	\$10,390	67.7
Rutherford	\$1,050,965,075	\$159,475,490	\$420,280,207	\$20,325,085	\$444,747,119	\$63,342,857	\$55,083,377	\$8,101,480	74.3
Sumner	\$955,466,260	\$154,355,796	\$458,403,994	\$19,412,006	\$299,902,894	\$74,501,661	\$14,430,517	\$3,170,448	80.0
Trousdale	\$16,769,370	\$4,010,474	\$8,533,000	\$172,274	\$3,522,119	\$2,125,129	\$126,471	\$32,329	62.9
Williamson	\$356,496,695	\$34,722,335	\$165,800,153	\$866,152	\$151,897,454	\$14,140,821	\$4,384,438	\$5,550,776	63.1
Wilson	\$599,662,409	\$109,365,863	\$168,178,835	\$8,231,181	\$313,886,530	\$16,234,686	\$197,735	\$4,102,855	87.2
South Central	\$1,538,759,599	\$278,646,617	\$730,732,135	\$21,901,246	\$503,752,327	\$80,968,999	\$16,838,166	\$5,830,216	76.1
Bedford	\$146,816,548	\$26,669,237	\$72,962,065	\$2,085,015	\$45,089,465	\$8,126,429	\$140,071	\$629,332	83.3
Coffee	\$551,851,179	\$95,312,604	\$226,596,827	\$11,001,816	\$218,908,515	\$17,094,380	\$558,829	\$3,721,355	84.7
Giles	\$80,535,859	\$18,914,868	\$42,116,610	\$1,352,437	\$17,988,213	\$6,089,179	\$2,052,481	\$0	71.8
Hickman	\$15,782,594	\$2,868,862	\$6,085,943	\$0	\$6,827,789	\$2,095,175	\$282,063	\$0	61.4
Lawrence	\$132,525,798	\$35,652,321	\$64,502,174	\$2,269,580	\$29,508,959	\$7,364,453	\$0	\$1,153,358	79.4
Lincoln	\$55,217,474	\$11,442,331	\$23,694,795	\$946,106	\$18,773,754	\$2,808,124	\$972,878	\$260,233	72.0
Marshall	\$21,243,924	\$5,814,059	\$6,725,061	\$137,873	\$8,469,309	\$3,475,513	\$590,039	\$0	63.4

Unreported financial data are shown as zero

REPORT 5
REPORT FOR HOSPITALS 2014

HOSPITALS LICENSED IN TENNESSEE
ADJUSTMENTS TO GROSS REVENUE BY STATE, REGION AND COUNTY

Department of Health Region and County	Total Adjustments	Medicaid	Medicare	Other Government	Non-Government	Bad Debts	Charity	All Other Adjustments	Total Adjustment as % of Gross Charges
South Central (Continued)									
Maury	\$497,892,314	\$76,238,617	\$265,390,959	\$3,931,535	\$150,072,272	\$30,957,595	\$11,460,547	\$0	68.6
Perry	\$12,170,650	\$1,553,559	\$8,309,435	\$0	\$2,295,437	\$717,358	\$305,145	\$65,938	66.3
Wayne	\$24,723,259	\$4,180,159	\$14,348,266	\$176,884	\$5,818,614	\$2,240,793	\$476,113	\$0	71.2
Northwest	\$1,023,102,112	\$226,363,412	\$484,212,473	\$13,273,839	\$295,925,077	\$38,037,358	\$6,780,571	\$9,345,479	81.4
Benton	\$12,961,394	\$3,106,091	\$4,752,963	\$139,985	\$4,858,945	\$2,206,467	\$253,254	\$0	67.7
Carroll	\$123,627,953	\$38,866,718	\$54,152,196	\$1,328,370	\$28,707,042	\$5,797,777	\$2,082,056	\$438,921	84.2
Dyer	\$459,243,168	\$111,144,532	\$209,786,519	\$8,295,930	\$128,360,187	\$14,707,069	\$336,326	\$730,985	88.3
Gibson	\$23,591,388	\$4,845,577	\$10,492,101	\$168,089	\$7,985,615	\$1,896,891	\$159,997	\$0	73.7
Henry	\$147,957,746	\$20,663,755	\$84,048,835	\$0	\$42,863,863	\$4,916,278	\$3,873,394	\$956,458	71.6
Obion	\$114,287,115	\$17,191,359	\$59,303,179	\$1,122,023	\$36,347,554	\$4,464,190	\$0	\$0	75.1
Weakley	\$141,433,348	\$30,545,380	\$61,676,680	\$2,219,442	\$46,801,871	\$4,048,686	\$75,544	\$7,219,115	78.7
Southwest	\$519,410,679	\$111,301,331	\$219,666,736	\$6,364,106	\$180,878,015	\$21,945,404	\$46,626,710	\$9,484,180	77.5
Decatur	\$10,561,601	\$2,050,774	\$5,994,234	\$66,088	\$2,450,505	\$830,405	\$48,251	\$0	60.0
Fayette	\$21,006,926	\$5,109,948	\$7,948,832	\$149,472	\$7,702,048	\$1,309,647	\$3,544,599	\$0	80.6
Hardeman	\$48,282,285	\$4,886,971	\$6,672,482	\$52,074	\$36,591,822	\$2,673,279	\$30,210,015	\$8,659,147	82.9
Hardin	\$68,110,381	\$15,540,192	\$36,020,302	\$0	\$16,514,428	\$2,659,641	\$1,613,813	\$0	73.6
Henderson	\$72,086,710	\$19,525,714	\$31,516,037	\$952,288	\$19,738,823	\$3,338,904	\$131,787	\$526,283	86.6
Lauderdale	\$24,921,507	\$6,792,801	\$9,918,389	\$82,771	\$8,088,436	\$2,474,948	\$165,551	\$0	63.8
McNairy	\$68,209,346	\$22,314,366	\$26,045,555	\$1,227,572	\$18,329,027	\$2,473,007	\$178,968	\$298,750	83.1
Tipton	\$206,231,923	\$35,080,565	\$95,550,905	\$3,833,841	\$71,462,926	\$6,185,573	\$10,733,726	\$0	75.9
Memphis/Shelby	\$9,576,150,174	\$2,046,176,288	\$3,826,524,127	\$79,270,810	\$3,595,048,165	\$330,175,215	\$797,463,584	\$91,012,567	76.8
Shelby	9,576,150,174	\$2,046,176,288	\$3,826,524,127	\$79,270,810	\$3,595,048,165	\$330,175,215	\$797,463,584	\$91,012,567	76.8
Nashville/Davidson	\$11,255,177,434	\$1,730,277,089	\$4,854,003,337	\$197,346,369	\$4,411,171,906	\$479,766,986	\$629,341,261	\$162,708,408	73.7
Davidson	1,255,177,434	\$1,730,277,089	\$4,854,003,337	\$197,346,369	\$4,411,171,906	\$479,766,986	\$629,341,261	\$162,708,408	73.7
Knoxville/Knox	\$5,096,315,818	\$797,437,202	\$2,269,655,196	\$66,998,086	\$1,953,320,129	\$160,788,187	\$73,554,878	\$24,363,578	74.0
Knox	5,096,315,818	\$797,437,202	\$2,269,655,196	\$66,998,086	\$1,953,320,129	\$160,788,187	\$73,554,878	\$24,363,578	74.0
Chattanooga/Hamilton	\$3,821,450,519	\$573,905,752	\$1,843,491,856	\$31,962,184	\$1,359,244,485	\$218,748,813	\$165,227,129	\$11,557,882	74.0
Hamilton	3,821,450,519	\$573,905,752	\$1,843,491,856	\$31,962,184	\$1,359,244,485	\$218,748,813	\$165,227,129	\$11,557,882	74.0

Unreported financial data are shown as zero

REPORT 5
 REPORT FOR HOSPITALS 2014

HOSPITALS LICENSED IN TENNESSEE
 ADJUSTMENTS TO GROSS REVENUE BY STATE, REGION AND COUNTY

Department of Health Region and County	Total Adjustments	Medicaid	Medicare	Other Government	Non-Government	Bad Debts	Charity	All Other Adjustments	Total Adjustment as % of Gross Charges
Jackson/Madison	\$1,571,631,085	\$235,308,432	\$864,547,169	\$14,393,876	\$453,462,151	\$71,752,910	\$28,453,324	\$138,564	72.6
Madison	1,571,631,085	\$235,308,432	\$864,547,169	\$14,393,876	\$453,462,151	\$71,752,910	\$28,453,324	\$138,564	72.6
Sullivan	\$1,839,287,661	\$216,522,517	\$1,011,427,915	\$37,087,735	\$572,225,900	\$48,494,029	\$52,833,969	\$20,030,375	74.4
Sullivan	1,839,287,661	\$216,522,517	\$1,011,427,915	\$37,087,735	\$572,225,900	\$48,494,029	\$52,833,969	\$20,030,375	74.4

REPORT 5A
REPORT FOR HOSPITALS 2014

HOSPITALS LICENSED IN TENNESSEE
ADJUSTMENTS TO GROSS REVENUE BY REGION AND FACILITY

County/Facility	Total Adjustments	Medicaid	Medicare	Other Government	Non-Government	Bad Debts	Charity	All Other Adjustments	Total Adjustment as % of Gross Charges
Northeast									
Carter									
Sycamore Shoals Hospital	\$178,113,849	\$28,453,585	\$97,898,349	\$1,620,602	\$49,212,234	\$7,668,841	\$3,598,606	\$850,653	82.4%
Greene									
Laughlin Memorial Hospital	\$124,540,359	\$14,997,576	\$73,144,497	\$0	\$35,931,482	\$2,418,139	\$4,957,204	\$484,748	69.6%
Takoma Regional Hospital	\$140,327,549	\$24,995,429	\$70,580,064	\$0	\$44,752,056	\$3,216,359	\$9,382,523	\$16,986,469	73.2%
Hancock									
Wellmont Hancock County Hospital	\$11,338,084	\$3,359,660	\$3,786,793	\$0	\$4,186,022	\$517,000	\$664,000	\$34,958	71.7%
Hawkins									
Wellmont Hawkins County Memorial Hospital	\$158,668,906	\$18,067,162	\$84,030,281	\$1,879,524	\$54,685,107	\$2,124,000	\$4,040,000	\$0	77.4%
Johnson									
Johnson County Community Hospital	\$19,127,642	\$5,061,977	\$8,498,391	\$170,337	\$5,260,856	\$1,789,325	\$536,388	\$102,218	71.0%
Unicoi									
Unicoi County Memorial Hospital, Inc.	\$41,078,523	\$4,382,865	\$24,550,530	\$227,597	\$11,818,611	\$7,096,187	\$333,169	\$15,275	73.5%
Washington									
Franklin Woods Community Hospital	\$255,782,361	\$38,307,657	\$103,331,489	\$3,413,152	\$109,358,463	\$9,370,620	\$4,492,853	\$676,044	80.1%
James H. and Cecile Quillen Rehabilitation Hospital	\$28,090,461	\$2,388,146	\$19,047,754	\$55,602	\$6,584,030	\$549,948	\$763,597	(\$14,929)	75.8%
Johnson City Medical Center	\$1,618,817,812	\$231,887,298	\$899,602,547	\$16,646,232	\$463,973,143	\$46,247,040	\$50,187,985	\$36,658,849	81.1%
Woodridge Psychiatric Hospital	\$47,507,992	\$1,195,694	\$13,933,987	\$2,538,063	\$29,584,353	\$930,428	\$14,494,304	\$20,993,936	80.9%
East									
Anderson									
Methodist Medical Center of Oak Ridge	\$375,133,125	\$43,477,314	\$221,758,145	\$11,126,798	\$98,497,845	\$16,282,199	\$5,649,275	\$1,038,849	71.8%
Ridgeview Psychiatric Hospital and Center	\$8,480,353	\$4,780,397	\$279,123	\$0	\$3,420,833	\$527,431	\$821,267	\$0	47.6%
Blount									
Blount Memorial Hospital	\$572,682,090	\$64,994,990	\$329,383,354	\$9,500,473	\$168,803,273	\$12,854,236	\$19,720,679	\$0	79.5%
Peninsula Hospital	\$39,606,578	\$21,349,665	\$10,511,524	\$2,140,220	\$5,278,983	\$1,365,485	\$439,041	\$1,665	61.6%
Campbell									
Jellico Community Hospital, Inc.	\$45,147,946	\$15,549,602	\$19,267,194	\$0	\$10,254,676	\$2,714,562	\$4,453,061	\$13,947	65.3%
Tennova Healthcare - LaFollette Medical Center	\$184,054,787	\$31,223,091	\$65,009,599	\$1,167,064	\$86,655,033	\$6,104,161	\$42,305	\$146,996	77.6%
Claiborne									
Claiborne County Hospital	\$53,664,934	\$9,351,335	\$25,808,929	\$0	\$18,504,670	\$4,991,685	\$413,465	\$3,112,602	74.0%

Unreported financial data are shown as zero

REPORT 5A
REPORT FOR HOSPITALS 2014

HOSPITALS LICENSED IN TENNESSEE
ADJUSTMENTS TO GROSS REVENUE BY REGION AND FACILITY

County/Facility	Total Adjustments	Medicaid	Medicare	Other Government	Non-Government	Bad Debts	Charity	All Other Adjustments	Total Adjustment as % of Gross Charges
East (Continued)									
Cocke									
Tennova Healthcare - Newport Medical Center	\$135,286,326	\$34,402,511	\$28,995,895	\$1,294,860	\$70,593,060	\$7,555,864	\$310,301	\$66,956	82.0%
Hamblen									
Lakeway Regional Hospital	\$312,017,432	\$63,153,292	\$157,076,463	\$2,488,997	\$88,634,975	\$6,787,296	\$0	\$3,675,169	90.0%
Morristown - Hamblen Healthcare System	\$203,328,406	\$37,511,732	\$110,525,624	\$2,187,863	\$52,507,802	\$13,770,594	\$3,781,178	\$248,564	74.0%
Jefferson									
Tennova Healthcare - Jefferson Memorial Hospital	\$139,369,317	\$18,557,642	\$42,138,057	\$1,531,519	\$77,142,099	\$6,208,889	\$310,586	\$896,278	79.1%
Loudon									
Fort Loudoun Medical Center	\$68,477,302	\$7,440,171	\$39,353,851	\$1,002,453	\$20,509,857	\$5,572,831	\$804,776	\$60,514	72.8%
Monroe									
Sweetwater Hospital Association	\$160,689,930	\$34,262,204	\$76,504,210	\$369,505	\$49,117,642	\$8,902,687	\$2,128,680	\$0	80.5%
Roane									
Roane Medical Center	\$80,835,473	\$16,298,376	\$41,361,465	\$1,525,913	\$21,502,852	\$7,703,712	\$428,961	\$18,080	75.0%
Scott									
Pioneer Community Hospital of Scott	\$15,579,212	\$4,477,803	\$9,707,290	\$0	\$1,394,119	\$3,821,119	\$90,911	\$115,674	49.7%
Sevier									
LeConte Medical Center	\$196,979,910	\$34,441,400	\$91,380,296	\$2,809,505	\$66,811,494	\$15,536,002	\$3,396,227	\$175,596	74.7%
Southeast									
Bledsoe									
Erlanger Bledsoe	\$16,565,207	\$4,484,488	\$5,204,950	\$0	\$6,748,102	\$1,514,369	\$1,499,303	\$0	69.2%
Bradley									
Skyridge Medical Center	\$757,549,658	\$122,893,176	\$384,653,886	\$6,178,621	\$240,145,128	\$20,977,001	\$5,201,780	\$7,193,308	87.0%
Skyridge Medical Center Westside	\$93,629,734	\$15,189,044	\$47,541,492	\$763,650	\$29,680,859	\$2,592,663	\$642,793	\$889,061	87.0%
Franklin									
Southern Tennessee Regional Health System - Sewanee	\$25,239,525	\$4,858,930	\$12,012,377	\$252,356	\$8,019,354	\$1,255,514	\$55,977	\$1,522,307	77.8%
Southern Tennessee Regional Health System - Winchester	\$215,778,411	\$34,215,783	\$114,917,275	\$3,737,593	\$62,328,832	\$8,557,657	\$381,537	\$15,046,293	78.1%
McMinn									
Starr Regional Medical Center	\$169,318,027	\$40,520,717	\$79,006,970	\$2,918,884	\$46,057,668	\$12,003,135	\$546,924	\$0	77.9%
Starr Regional Medical Center Etowah	\$42,264,315	\$7,182,867	\$24,178,140	\$527,380	\$10,281,909	\$3,364,148	\$154,814	\$0	80.2%

Unreported financial data are shown as zero

REPORT 5A
REPORT FOR HOSPITALS 2014

HOSPITALS LICENSED IN TENNESSEE
ADJUSTMENTS TO GROSS REVENUE BY REGION AND FACILITY

County/Facility	Total Adjustments	Medicaid	Medicare	Other Government	Non-Government	Bad Debts	Charity	All Other Adjustments	Total Adjustment as % of Gross Charges
Southeast (Continued)									
Marion									
Grandview Medical Center Jasper	\$91,061,511	\$17,044,849	\$48,970,044	\$532,040	\$24,379,636	\$12,568,720	\$776,585	\$188,544	83.3%
Polk									
Copper Basin Medical Center	\$26,412,077	\$4,236,215	\$13,322,468	\$2,051,110	\$6,802,284	\$5,062,383	\$105,303	\$0	66.3%
Rhea									
Rhea Medical Center	\$25,643,937	\$5,418,706	\$10,169,084	\$152,896	\$9,669,444	\$4,075,093	\$924,007	\$0	59.1%
Upper Cumberland									
Cannon									
Stones River Hospital	\$16,056,028	\$3,317,744	\$8,400,990	\$147,679	\$4,189,615	\$1,611,852	\$22,724	\$0	64.0%
Clay									
Cumberland River Hospital	\$9,359,241	\$1,648,836	\$5,516,483	\$0	\$2,193,922	\$563,616	\$57,462	\$0	61.1%
Cumberland									
Cumberland Medical Center	\$166,322,403	\$26,945,876	\$107,177,446	\$106,196	\$31,552,403	\$10,462,687	\$2,456,149	\$0	63.0%
DeKalb									
DeKalb Community Hospital	\$34,555,531	\$6,969,255	\$17,410,439	\$106,655	\$10,069,182	\$2,882,053	\$89,670	\$0	70.3%
Fentress									
Jamestown Regional Medical Center	\$75,550,830	\$16,134,908	\$36,810,546	\$749,506	\$21,855,870	\$3,194,462	\$1,139	\$217,612	81.1%
Macon									
Macon County General Hospital	\$17,247,757	\$4,214,592	\$7,678,144	\$0	\$5,304,830	\$1,552,666	\$580,648	\$0	69.0%
Overton									
Livingston Regional Hospital	\$103,418,152	\$19,353,856	\$64,592,356	\$1,196,006	\$17,486,185	\$4,329,054	\$0	\$0	77.4%
Putnam									
Cookeville Regional Medical Center	\$303,724,195	\$45,507,408	\$175,414,286	\$5,307,788	\$76,048,926	\$29,284,210	\$5,222,598	\$0	59.7%
PremierCare Tennessee, Inc.	\$3,294,093	\$1,626,013	\$1,216,495	\$1,860	\$449,725	\$425,757	\$120,237	\$0	46.6%
Smith									
Riverview Regional Medical Center South	\$63,672,371	\$15,037,360	\$34,035,237	\$1,080,088	\$11,075,412	\$4,384,574	\$389,243	\$0	73.2%
Warren									
River Park Hospital	\$194,656,972	\$49,297,309	\$98,207,099	\$2,978,221	\$43,341,646	\$7,848,355	\$629,555	\$502,856	79.7%
White									
Highlands Medical Center	\$86,800,387	\$18,458,181	\$44,677,403	\$2,861,485	\$20,500,583	\$3,645,614	\$373,461	\$811,623	77.2%

Unreported financial data are shown as zero

REPORT 5A
REPORT FOR HOSPITALS 2014

HOSPITALS LICENSED IN TENNESSEE
ADJUSTMENTS TO GROSS REVENUE BY REGION AND FACILITY

County/Facility	Total Adjustments	Medicaid	Medicare	Other Government	Non-Government	Bad Debts	Charity	All Other Adjustments	Total Adjustment as % of Gross Charges
Mid-Cumberland									
Cheatham									
TriStar Ashland City Medical Center	\$38,370,016	\$9,218,412	\$12,069,980	\$238,166	\$16,759,927	\$9,024,617	\$497,223	\$4,196,516	80.3%
Dickson									
TriStar Horizon Medical Center	\$329,522,196	\$65,971,745	\$157,471,532	\$6,803,837	\$98,522,104	\$43,788,978	\$4,284,202	\$0	82.9%
Houston									
Houston County Community Hospital	\$10,739,911	\$1,729,899	\$5,550,445	\$222,016	\$3,237,551	\$2,887,664	\$0	\$0	77.2%
Humphreys									
Three Rivers Hospital	\$16,029,768	\$2,495,985	\$8,642,308	\$49,864	\$4,794,013	\$1,122,485	\$447,854	\$0	75.1%
Montgomery									
Behavioral Healthcare Center at Clarksville	\$1,261,145	\$0	\$1,189,435	\$0	\$71,710	(\$96,643)	\$0	\$0	23.3%
Gateway Medical Center	\$712,829,563	\$109,680,288	\$308,405,040	\$79,379,763	\$213,644,331	\$25,877,652	\$1,981,886	\$834,106	84.9%
Robertson									
NorthCrest Medical Center	\$159,958,573	\$35,463,468	\$71,976,954	\$3,655,785	\$48,477,476	\$10,927,452	\$5,556,198	\$10,390	67.7%
Rutherford									
Saint Thomas Rutherford Hospital	\$671,897,707	\$94,881,527	\$279,829,585	\$10,982,341	\$281,920,634	\$17,694,458	\$51,585,219	\$8,101,480	74.2%
TriStar StoneCrest Medical Center	\$358,353,968	\$62,946,907	\$127,149,796	\$9,342,744	\$157,060,967	\$45,079,718	\$3,295,867	\$0	76.6%
Trustpoint Hospital	\$20,713,400	\$1,647,056	\$13,300,826	\$0	\$5,765,518	\$568,681	\$202,291	\$0	52.0%
Sumner									
Portland Medical Center	\$37,951,181	\$11,448,995	\$9,559,356	\$665,350	\$16,277,480	\$1,584,494	\$1,063	\$4,380	84.8%
Sumner Regional Medical Center	\$417,269,904	\$67,898,095	\$223,160,891	\$11,111,680	\$93,181,857	\$22,274,779	\$7,249,422	\$171,891	76.3%
TriStar Hendersonville Medical Center	\$500,245,175	\$75,008,706	\$225,683,747	\$7,634,976	\$190,443,557	\$50,642,388	\$7,180,032	\$2,994,177	83.0%
Trousdale									
Trousdale Medical Center	\$16,769,370	\$4,010,474	\$8,533,000	\$172,274	\$3,522,119	\$2,125,129	\$126,471	\$32,329	62.9%
Williamson									
Rolling Hills Hospital	\$22,659,228	\$8,561,212	\$5,650,959	\$433,076	\$7,267,694	\$614,483	\$80,661	\$368,620	53.4%
Williamson Medical Center	\$311,178,239	\$17,599,911	\$154,498,235	\$0	\$137,362,066	\$12,911,855	\$4,223,116	\$4,813,536	64.8%
Wilson									
McFarland Hospital	\$13,137,803	\$4,387,419	\$7,253,909	\$91,877	\$1,404,598	\$464,810	\$0	\$718,753	66.3%
University Medical Center	\$586,524,606	\$104,978,444	\$160,924,926	\$8,139,304	\$312,481,932	\$15,769,876	\$197,735	\$3,384,102	87.9%

Unreported financial data are shown as zero

REPORT 5A
REPORT FOR HOSPITALS 2014

HOSPITALS LICENSED IN TENNESSEE
ADJUSTMENTS TO GROSS REVENUE BY REGION AND FACILITY

County/Facility	Total Adjustments	Medicaid	Medicare	Other Government	Non-Government	Bad Debts	Charity	All Other Adjustments	Total Adjustment as % of Gross Charges
South Central									
Bedford									
Heritage Medical Center	\$146,816,548	\$26,669,237	\$72,962,065	\$2,085,015	\$45,089,465	\$8,126,429	\$140,071	\$629,332	83.3%
Coffee									
Harton Regional Medical Center	\$510,167,062	\$85,929,450	\$213,412,240	\$10,881,927	\$199,943,445	\$13,106,690	\$226,468	\$3,721,355	86.0%
Medical Center of Manchester	\$20,600,809	\$4,677,246	\$5,066,102	\$0	\$10,826,044	\$3,193,495	\$319,517	\$0	72.5%
United Regional Medical Center	\$21,083,308	\$4,705,908	\$8,118,485	\$119,889	\$8,139,026	\$794,195	\$12,844	\$0	69.9%
Giles									
Hillside Hospital	\$80,535,859	\$18,914,868	\$42,116,610	\$1,352,437	\$17,988,213	\$6,089,179	\$2,052,481	\$0	71.8%
Hickman									
Saint Thomas Hickman Hospital	\$15,782,594	\$2,868,862	\$6,085,943	\$0	\$6,827,789	\$2,095,175	\$282,063	\$0	61.4%
Lawrence									
Southern Tennessee Regional Health System-Lawrencburg	\$132,525,798	\$35,652,321	\$64,502,174	\$2,269,580	\$29,508,959	\$7,364,453	\$0	\$1,153,358	79.4%
Lincoln									
Lincoln Medical Center	\$55,217,474	\$11,442,331	\$23,694,795	\$946,106	\$18,773,754	\$2,808,124	\$972,878	\$260,233	72.0%
Marshall									
Marshall Medical Center	\$21,243,924	\$5,814,059	\$6,725,061	\$137,873	\$8,469,309	\$3,475,513	\$590,039	\$0	63.4%
Maury									
Behavioral Healthcare Center at Columbia	\$570,221	\$0	\$502,519	\$0	\$67,702	\$58,977	\$28,400	\$0	13.7%
Maury Regional Hospital	\$497,322,093	\$76,238,617	\$264,888,440	\$3,931,535	\$150,004,570	\$30,898,618	\$11,432,147	\$0	69.0%
Perry									
Perry Community Hospital	\$12,170,650	\$1,553,559	\$8,309,435	\$0	\$2,295,437	\$717,358	\$305,145	\$65,938	66.3%
Wayne									
Wayne Medical Center	\$24,723,259	\$4,180,159	\$14,348,266	\$176,884	\$5,818,614	\$2,240,793	\$476,113	\$0	71.2%
Northwest									
Benton									
Camden General Hospital	\$12,961,394	\$3,106,091	\$4,752,963	\$139,985	\$4,858,945	\$2,206,467	\$253,254	\$0	67.7%
Carroll									
Baptist Memorial Hospital - Huntingdon	\$37,351,855	\$6,231,403	\$21,043,180	\$0	\$9,769,291	\$3,340,750	\$2,074,303	\$0	75.6%
McKenzie Regional Hospital	\$86,276,098	\$32,635,315	\$33,109,016	\$1,328,370	\$18,937,751	\$2,457,027	\$7,753	\$438,921	88.6%

Unreported financial data are shown as zero

REPORT 5A
REPORT FOR HOSPITALS 2014

HOSPITALS LICENSED IN TENNESSEE
ADJUSTMENTS TO GROSS REVENUE BY REGION AND FACILITY

County/Facility	Total Adjustments	Medicaid	Medicare	Other Government	Non-Government	Bad Debts	Charity	All Other Adjustments	Total Adjustment as % of Gross Charges
Northwest (Continued)									
Dyer									
Dyersburg Regional Medical Center	\$459,243,168	\$111,144,532	\$209,786,519	\$8,295,930	\$128,360,187	\$14,707,069	\$336,326	\$730,985	88.3%
Gibson									
Milan General Hospital	\$23,591,388	\$4,845,577	\$10,492,101	\$168,089	\$7,985,615	\$1,896,891	\$159,997	\$0	73.7%
Henry									
Henry County Medical Center	\$147,957,746	\$20,663,755	\$84,048,835	\$0	\$42,863,863	\$4,916,278	\$3,873,394	\$956,458	71.6%
Obion									
Baptist Memorial Hospital - Union City	\$114,287,115	\$17,191,359	\$59,303,179	\$1,122,023	\$36,347,554	\$4,464,190	\$0	\$0	75.1%
Weakley									
Behavioral Healthcare Center at Martin	\$575,468	\$0	\$575,468	\$0	\$0	(\$11,588)	(\$1,184)	\$0	12.3%
HealthSouth Cane Creek Rehabilitation Center	\$2,841,428	\$0	\$2,103,521	\$0	\$737,907	\$103,650	\$33,879	\$386,658	19.0%
Volunteer Community Hospital	\$138,016,452	\$30,545,380	\$58,997,691	\$2,219,442	\$46,063,964	\$3,956,624	\$42,849	\$6,832,457	86.2%
Southwest									
Decatur									
Decatur County General Hospital	\$10,561,601	\$2,050,774	\$5,994,234	\$66,088	\$2,450,505	\$830,405	\$48,251	\$0	60.0%
Fayette									
Methodist Healthcare - Fayette Hospital	\$21,006,926	\$5,109,948	\$7,948,832	\$149,472	\$7,702,048	\$1,309,647	\$3,544,599	\$0	80.6%
Hardeman									
Bolivar General Hospital	\$17,094,281	\$4,643,272	\$5,798,617	\$52,074	\$6,521,382	\$2,673,279	\$139,575	\$0	77.5%
Western Mental Health Institute	\$31,188,004	\$243,699	\$873,865	\$0	\$30,070,440	\$0	\$30,070,440	\$8,659,147	86.2%
Hardin									
Hardin Medical Center	\$68,110,381	\$15,540,192	\$36,020,302	\$0	\$16,514,428	\$2,659,641	\$1,613,813	\$0	73.6%
Henderson									
Henderson County Community Hospital	\$72,086,710	\$19,525,714	\$31,516,037	\$952,288	\$19,738,823	\$3,338,904	\$131,787	\$526,283	86.6%
Lauderdale									
Lauderdale Community Hospital	\$24,921,507	\$6,792,801	\$9,918,389	\$82,771	\$8,088,436	\$2,474,948	\$165,551	\$0	63.8%
McNairy									
McNairy Regional Hospital	\$68,209,346	\$22,314,366	\$26,045,555	\$1,227,572	\$18,329,027	\$2,473,007	\$178,968	\$298,750	83.1%
Tipton									
Baptist Memorial Hospital - Tipton	\$206,231,923	\$35,080,565	\$95,550,905	\$3,833,841	\$71,462,926	\$6,185,573	\$10,733,726	\$0	75.9%

Unreported financial data are shown as zero

REPORT 5A

REPORT FOR HOSPITALS 2014

HOSPITALS LICENSED IN TENNESSEE
ADJUSTMENTS TO GROSS REVENUE BY REGION AND FACILITY

County/Facility	Total Adjustments	Medicaid	Medicare	Other Government	Non-Government	Bad Debts	Charity	All Other Adjustments	Total Adjustment as % of Gross Charges
Memphis/Shelby									
Shelby									
Baptist Memorial Hospital	1,552,929,558	\$133,978,847	\$975,968,624	\$0	\$442,178,541	\$73,607,836	\$22,220,286	\$0	77.2%
Baptist Memorial Hospital - Collierville	\$127,845,377	\$11,820,485	\$66,499,374	\$0	\$49,383,049	\$8,692,767	\$4,684,649	\$0	75.0%
Baptist Memorial Hospital for Women	\$118,382,726	\$33,535,008	\$12,895,458	\$0	\$66,401,901	\$4,722,015	\$955,083	\$0	63.5%
Baptist Memorial Restorative Care Hospital	\$41,772,317	\$929,857	\$33,007,237	\$0	\$7,835,223	(\$1,227,295)	\$2,660,422	\$0	71.3%
Baptist Rehabilitation - Germantown	\$45,334,648	\$2,747,901	\$29,211,633	\$359,813	\$11,944,914	\$1,304,260	\$177,059	\$0	78.0%
Delta Medical Center	\$78,689,393	\$19,013,871	\$36,155,046	\$0	\$23,520,476	\$6,558,714	\$356,570	\$0	63.3%
HealthSouth Rehabilitation Hospital - North	\$7,833,629	\$234,716	\$5,066,851	\$0	\$2,532,062	\$255,703	\$87,694	\$207,574	29.9%
HealthSouth Rehabilitation Hospital of Memphis	\$18,033,162	\$481,246	\$11,698,450	\$0	\$5,853,466	\$506,765	\$271,831	\$4,328,500	44.4%
Lakeside Behavioral Health System	\$65,984,955	\$28,855,093	\$21,176,380	\$3,865,942	\$12,087,540	\$2,579,619	\$827,196	\$0	52.9%
Lebonheur Children's Medical Center	\$629,723,230	\$509,530,555	\$7,605,500	\$10,221,325	\$91,517,941	\$18,225,591	\$20,513,927	\$0	67.0%
Memphis Mental Health Institute	\$16,753,655	\$121,061	\$812,023	\$0	\$15,820,571	\$0	\$15,820,571	\$2,190,266	88.1%
Methodist Extended Care Hospital, Inc.	\$29,157,690	\$0	\$25,841,689	\$0	\$3,316,001	\$387,575	\$162,209	\$0	64.2%
Methodist Healthcare - Memphis Hospitals	1,671,428,551	\$251,947,835	\$730,149,934	\$5,068,307	\$684,050,327	\$17,434,365	173,659,959	\$0	76.8%
Methodist Hospital - Germantown	\$833,231,210	\$65,256,428	\$302,884,676	\$1,267,493	\$461,067,406	\$32,332,942	\$29,992,304	\$0	72.6%
Methodist Hospital - North	\$540,234,864	\$86,513,365	\$257,760,752	\$4,023,543	\$191,549,039	\$23,017,029	\$75,419,403	\$0	79.0%
Methodist Hospital - South	\$329,291,585	\$97,927,755	\$108,663,828	\$653,837	\$121,724,544	\$19,419,597	\$57,967,435	\$0	78.6%
Regional Med Extended Care Hospital	\$9,874,663	\$398,007	\$8,989,199	\$0	\$487,457	\$0	\$0	\$0	88.6%
Regional One Health	1,035,026,464	\$334,840,684	\$186,976,087	\$0	\$511,285,358	\$76,262,759	286,945,174	\$36,566,016	81.3%
Saint Francis Hospital	1,475,120,834	\$236,858,454	\$701,675,520	\$23,791,928	\$509,351,519	\$29,265,198	\$26,844,552	\$26,844,552	83.5%
Saint Francis Hospital - Bartlett	\$573,130,178	\$80,861,272	\$264,238,863	\$24,648,813	\$202,351,339	\$15,839,479	\$3,686,452	\$3,686,452	81.6%
Saint Jude Children's Research Hospital	\$327,016,275	\$146,502,071	\$1,439,194	\$5,369,809	\$173,063,867	\$681,235	\$74,210,808	\$17,189,207	78.3%
Select Specialty Hospital - Memphis	\$49,355,210	\$3,821,777	\$37,807,809	\$0	\$7,725,624	\$309,061	\$0	\$0	70.5%
Nashville/Davidson									
Davidson									
Kindred Hospital - Nashville	\$36,786,550	\$2,904,245	\$29,360,056	\$0	\$4,522,249	\$503,357	\$0	\$0	70.9%
Metro Nashville General Hospital	\$189,124,955	\$43,782,145	\$23,823,975	\$961,575	\$118,265,461	\$26,124,677	\$59,858,850	\$5,943,157	81.1%
Middle Tennessee Mental Health Institute	\$42,872,751	\$707,840	\$703,904	\$0	\$41,461,007	\$0	\$41,461,007	\$14,945,547	88.0%
Saint Thomas Hospital for Spinal Surgery	\$73,165,176	\$1,689,916	\$22,307,682	\$0	\$49,167,578	\$984,297	\$48,243	\$44,960,415	59.7%
Saint Thomas Midtown Hospital	\$954,155,813	\$111,267,224	\$424,996,695	\$12,420,587	\$393,574,385	\$9,111,405	\$47,790,033	\$10,625,240	71.1%
Saint Thomas West Hospital	1,209,650,926	\$71,533,952	\$743,666,296	\$14,655,768	\$378,372,211	\$12,690,776	\$49,942,081	\$10,917,246	75.1%

Unreported financial data are shown as zero

REPORT 5A

REPORT FOR HOSPITALS 2014

HOSPITALS LICENSED IN TENNESSEE
ADJUSTMENTS TO GROSS REVENUE BY REGION AND FACILITY

County/Facility	Total Adjustments	Medicaid	Medicare	Other Government	Non-Government	Bad Debts	Charity	All Other Adjustments	Total Adjustment as % of Gross Charges
Davidson									
Select Specialty Hospital - Nashville	\$47,643,692	\$1,646,156	\$33,172,839	\$0	\$12,824,697	\$610,283	\$12,396	\$12,396	60.4%
Skyline Medical Center Campus	\$105,396,846	\$35,455,371	\$32,174,799	\$16,618,173	\$20,502,226	\$3,639,184	\$245,306	\$0	80.6%
TriStar Centennial Medical Center	2,226,305,870	\$320,072,265	1,057,567,718	\$0	\$846,370,605	\$119,167,785	\$13,594,241	\$70,987,351	79.5%
TriStar Skyline Medical Center	1,056,737,320	\$156,078,226	\$554,006,905	\$24,661,389	\$321,222,183	\$106,864,139	\$13,649,327	\$0	84.2%
TriStar Southern Hills Medical Center	\$442,697,727	\$79,365,286	\$175,757,887	\$4,817,202	\$181,306,494	\$66,399,766	\$3,876,238	\$2,567,800	81.7%
TriStar Summit Medical Center	\$794,519,929	\$97,380,614	\$389,393,647	\$13,679,039	\$293,614,239	\$67,302,927	\$6,682,694	\$7,284	81.3%
Vanderbilt Stallworth Rehabilitation Hospital	\$18,673,380	\$787,696	\$8,576,586	\$81,953	\$9,227,145	\$187,876	\$9,156	\$1,741,972	45.7%
Vanderbilt University Hospitals	4,057,446,499	\$807,606,153	1,358,494,348	\$109,450,683	\$1,740,741,426	\$66,180,514	392,171,689	\$0	67.3%
Knoxville/Knox									
Knox									
East Tennessee Children's Hospital	\$246,430,972	\$189,984,918	\$308,368	\$3,572,091	\$51,741,443	\$4,564,473	\$740,867	\$0	59.7%
Fort Sanders Regional Medical Center	\$701,994,423	\$84,555,319	\$386,699,428	\$8,795,377	\$220,936,769	\$22,759,996	\$15,067,077	\$6,262,690	71.5%
North Knoxville Medical Center	\$320,962,094	\$45,201,160	\$82,516,988	\$4,433,366	\$188,810,580	\$10,241,694	\$1,250,746	\$1,924,418	80.8%
Parkwest Medical Center	\$645,053,079	\$27,644,850	\$384,399,325	\$12,039,059	\$220,515,228	\$19,424,447	\$7,495,695	\$1,099,978	70.6%
Select Specialty Hospital - Knoxville	\$20,036,185	\$1,926,624	\$15,847,841	\$0	\$2,261,720	\$111,353	\$0	\$105,169	60.9%
Select Specialty Hospital - North Knoxville	\$22,897,372	\$1,995,484	\$18,467,058	\$0	\$2,434,830	\$41,439	\$0	(\$106,614)	65.1%
Tennova Healthcare	\$857,157,367	\$90,795,906	\$271,202,919	\$9,912,504	\$485,246,038	\$26,500,107	\$1,538,316	\$4,740,696	79.9%
Turkey Creek Medical Center	\$467,286,210	\$50,145,087	\$245,340,831	\$7,544,348	\$163,354,335	\$8,028,364	\$100,242	\$8,429,205	80.5%
University of Tennessee Memorial Hospital	1,814,498,116	\$305,187,854	\$864,872,438	\$20,701,341	\$618,019,186	\$69,116,314	\$47,361,935	\$1,908,036	73.9%
Chattanooga/Hamilton									
Hamilton									
Erlanger East	\$97,153,634	\$18,749,313	\$16,567,176	\$0	\$61,176,626	\$4,489,950	\$361,908	\$0	75.3%
Erlanger Medical Center	1,195,173,514	\$274,100,873	\$364,966,409	\$0	\$546,762,027	\$74,319,050	107,780,513	\$0	71.2%
Erlanger North	\$20,937,731	\$4,126,061	\$6,910,061	\$0	\$9,727,895	\$2,678,683	\$237,257	\$0	75.9%
HealthSouth Chattanooga Rehabilitation Hospital	\$9,580,276	\$93,645	\$7,626,149	\$0	\$1,860,482	\$277,142	\$180,826	\$355,904	36.8%
Kindred Hospital - Chattanooga	\$38,110,986	\$2,511,745	\$31,151,427	\$0	\$4,447,814	\$2,060,352	\$0	\$0	71.6%
Memorial Healthcare System, Inc.	1,097,472,769	\$46,712,720	\$717,970,010	\$15,541,294	\$316,843,851	\$24,258,336	\$22,026,945	\$914,416	72.6%
Memorial North Park	\$230,068,158	\$14,536,952	\$128,786,618	\$3,477,226	\$82,996,728	\$8,368,086	\$6,381,384	\$24,694	77.6%
Moccasin Bend Mental Health Institute	\$22,291,895	\$608,614	\$639,149	\$0	\$21,044,132	\$0	\$21,044,132	\$3,324,720	68.4%
Parkridge East Hospital	\$278,776,930	\$80,862,621	\$79,427,441	\$3,677,395	\$114,027,591	\$47,596,949	\$2,867,963	\$2,309,478	80.9%

Unreported financial data are shown as zero

REPORT 5A

REPORT FOR HOSPITALS 2014

HOSPITALS LICENSED IN TENNESSEE
ADJUSTMENTS TO GROSS REVENUE BY REGION AND FACILITY

County/Facility	Total Adjustments	Medicaid	Medicare	Other Government	Non-Government	Bad Debts	Charity	All Other Adjustments	Total Adjustment as % of Gross Charges
Hamilton									
Parkridge Medical Center, Inc.	\$749,326,468	\$95,204,625	\$472,282,846	\$8,459,128	\$173,128,322	\$52,813,481	\$4,121,581	\$3,811,993	81.0%
Parkridge Valley Adult and Senior Services	\$38,520,907	\$7,269,205	\$15,872,435	\$424,168	\$14,961,545	\$1,032,926	\$25,130	\$554,535	65.0%
Parkridge Valley Child and Adolescents Hospital	\$39,898,039	\$28,742,154	\$0	\$362,572	\$9,828,020	\$124,436	\$2,792	\$65,444	74.5%
Siskin Hospital for Physical Rehabilitation	\$4,139,212	\$387,224	\$1,292,135	\$20,401	\$2,439,452	\$729,422	\$196,698	\$196,698	14.5%
Jackson/Madison									
Madison									
Jackson - Madison County General Hospital	\$997,472,711	\$151,630,397	\$510,446,067	\$2,589,144	\$329,650,295	\$57,792,875	\$28,432,673	\$0	66.4%
Pathways of Tennessee	\$8,946,072	\$2,579,750	\$1,174,771	\$4,191,001	\$1,000,550	\$225,684	\$72,289	\$0	52.0%
Regional Hospital of Jackson	\$565,212,302	\$81,098,285	\$352,926,331	\$7,613,731	\$122,811,306	\$13,734,351	(\$51,638)	\$138,564	87.5%
Sullivan									
Sullivan									
HealthSouth Rehabilitation Hospital	\$10,322,895	\$433,558	\$8,537,902	\$0	\$1,351,435	\$156,220	\$299,975	\$364,476	45.2%
Indian Path Medical Center	\$395,182,034	\$60,265,491	\$232,748,845	\$2,259,265	\$99,097,709	\$12,145,866	\$8,058,731	\$2,029,058	82.5%
Select Specialty Hospitals - Tricities, Inc.	\$38,183,646	\$2,836,991	\$30,812,613	\$0	\$4,534,042	\$223,943	\$0	\$235,382	70.5%
Wellmont - Holston Valley Medical Center, Inc.	\$779,239,247	\$124,676,405	\$423,887,798	\$5,424,311	\$224,555,719	\$19,235,000	\$21,193,000	\$11,454,445	73.3%
Wellmont Bristol Regional Medical Center	\$616,359,839	\$28,310,072	\$315,440,757	\$29,404,159	\$242,686,995	\$16,733,000	\$23,282,263	\$5,947,014	72.3%

Unreported financial data are shown as zero