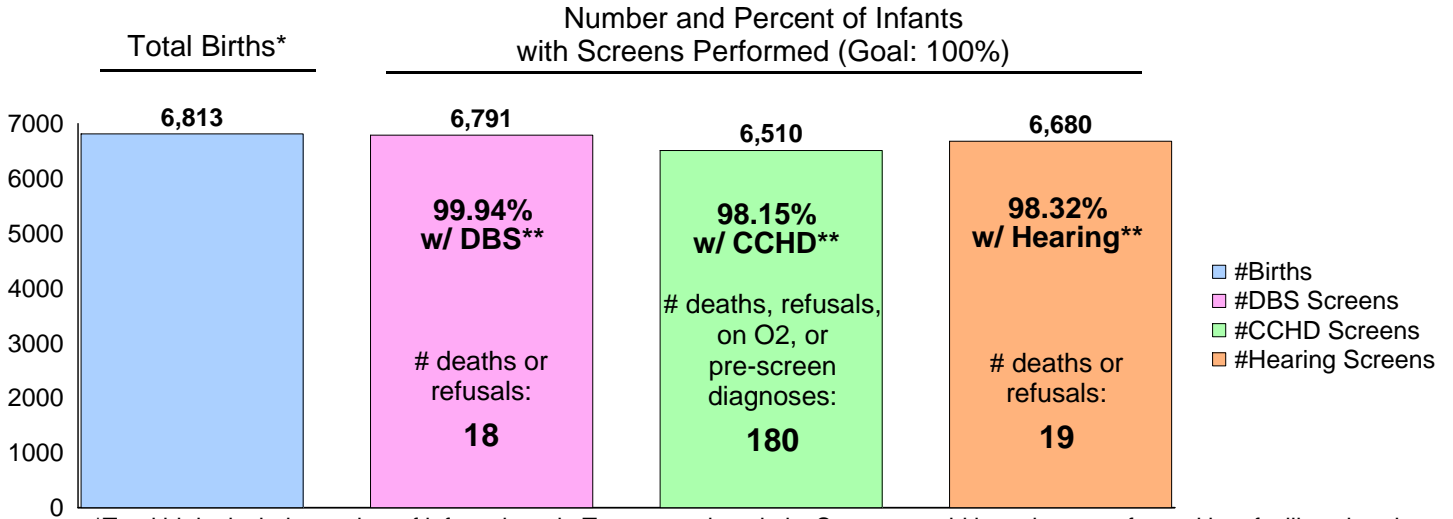


# Tennessee Newborn Screening Program Report for STATE OF TENNESSEE (Hospitals Only)

Tennessee State Law (TCA 68-5-401) **requires** that all infants born in the State of Tennessee receive screening for certain conditions using a dried blood spot (DBS) screen, for critical congenital heart disease (CCHD) using pulse oximetry and for congenital hearing loss via hearing screening. Contact us with any questions: 615-532-8462.

## Screens Performed for Date of BIRTH Range: 3/1/2017 - 3/31/2017



\*Total births include number of infants born in Tennessee hospitals. Screens could have been performed in a facility other than the birth hospital.

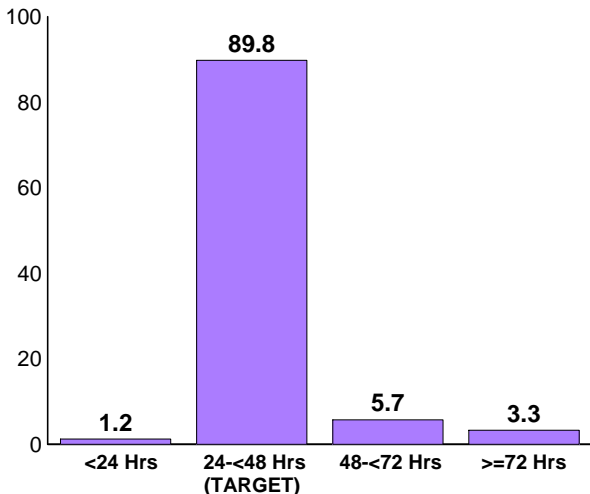
\*\*Excludes births without a screen due to death within two days of birth, refusal, on O2, echoed, or pre-screen diagnosis.

## Unsatisfactory Specimen Rate for Date of RECEIPT Range: 3/1/2017 - 3/31/2017

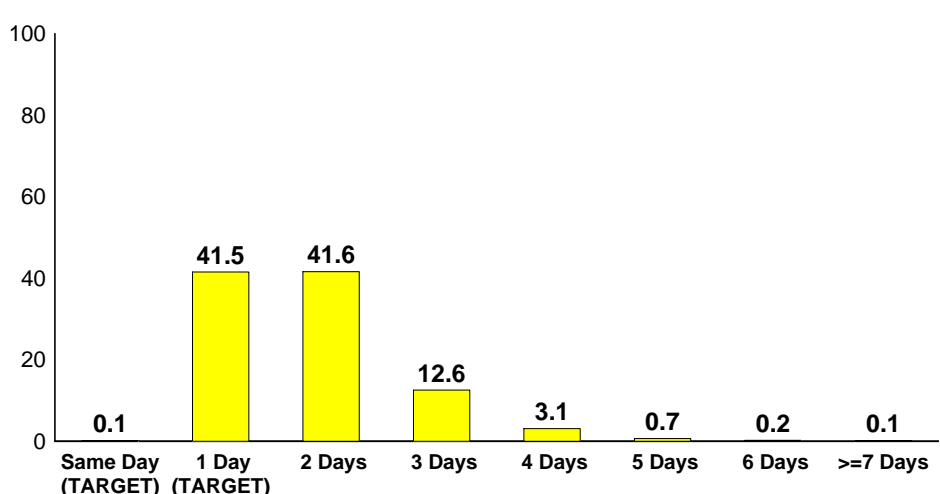
The unsatisfactory specimen rate of the DBS submitted for the State (hospitals only): 2.54% (Goal <1%)

## Age at Collection and Transit Time Rates for Date of COLLECTION Range: 3/1/2017 - 3/31/2017

Age at Initial DBS Collection (%)  
Target: Collected between 24-48 hrs of age\*



Transit Time from DBS Collection to the State Lab (%)  
(Initial and Repeats)  
Target: Arrive in lab <2 days from collection\*



Age at collection and transit time data are for specimens collected by hospitals. For transit time: Same Day means specimen arrived the same day as collection, 1 Day means specimen arrived one day after collection, 2 Days means specimen arrived 2 days after collection etc.

# Tennessee Department of Health Newborn Screening Program

Performance Data by Facility  
3/1/2017 - 3/31/2017

Name of Birthing or Submitting Facility	Number of Births*	Critical Congenital Heart Disease (CCHD) Screen (Target 100%)*	CCHD Screen Excluding Deaths, Refusals, Echoed, On O2 and Pre-screen Diagnosis	Hearing Screen (Target 100%)*	Hearing Screen Excluding Deaths and Refusals	Dried Blood Spot (DBS) Screen (Target 100%)*	DBS Screen Excluding Deaths and Refusals	Unsatisfactory DBS Specimen (Target <1%)**	DBS Collected 24-48hrs of Age (Target 100%)+	DBS Transit Time <2 Days from Collection (Target 100%)++
All Tennessee Hospitals	6,813	95.6%	98.2%	98.0%	98.3%	99.7%	100.0%	2.54%	89.8%	41.6%
Athens Regional Medical Center	22	90.9%	95.2%	100.0%	100.0%	100.0%	100.0%	20.00%	73.9%	54.2%
Baby & Co Nashville	17	100.0%	100.0%	100.0%	100.0%	100.0%	100.0%	6.25%	100.0%	88.2%
Baby & Co Knoxville	9	100.0%	100.0%	100.0%	100.0%	100.0%	100.0%	22.22%	83.3%	12.5%
Baptist Mem Hosp-Union City	17	94.1%	94.1%	100.0%	100.0%	100.0%	100.0%	42.11%	100.0%	63.2%
Baptist Memorial Hosp Memphis	424	94.6%	97.8%	98.1%	98.1%	100.0%	100.0%	2.32%	97.4%	24.0%
Baptist Memorial Hospital-Tipton	23	87.0%	90.9%	95.7%	95.7%	100.0%	100.0%	0.00%	100.0%	85.0%
Blanchfield Army Community Hospital	140	97.1%	99.3%	97.9%	99.3%	98.6%	100.0%	4.76%	98.4%	11.8%
Blount Memorial Hospital	48	100.0%	100.0%	95.8%	95.8%	100.0%	100.0%	2.17%	100.0%	6.4%
Centennial Medical Center	279	92.5%	96.6%	96.8%	96.8%	100.0%	100.0%	1.60%	51.7%	76.6%
Cookeville Regional Medical	139	97.8%	99.3%	98.6%	98.6%	100.0%	100.0%	1.45%	98.5%	48.9%
Crockett Hospital	0	--	--	--	--	--	--	25.71%	100.0%	11.8%
Cumberland Medical Center	53	100.0%	100.0%	96.2%	100.0%	100.0%	100.0%	0.00%	100.0%	28.9%
Dyersburg Regional Medical Center	38	97.4%	97.4%	100.0%	100.0%	100.0%	100.0%	2.86%	94.3%	82.9%
East Tennessee Children's Hospital	1	0.0%	0.0%	100.0%	100.0%	100.0%	100.0%	0.00%	17.8%	23.2%
Erlanger East Women's Services	231	98.7%	99.1%	100.0%	100.0%	100.0%	100.0%	2.30%	90.1%	46.3%
Erlanger Medical Center	224	90.2%	98.1%	96.4%	97.3%	99.1%	100.0%	5.28%	91.3%	15.0%
Franklin Woods Community Hospital	90	98.9%	98.9%	100.0%	100.0%	100.0%	100.0%	1.18%	97.7%	46.0%
Ft Sanders Regional Med Ctr	212	95.8%	96.7%	97.2%	97.2%	100.0%	100.0%	1.55%	99.5%	17.3%
Hardin Co General Hospital	35	97.1%	97.1%	97.1%	97.1%	97.1%	100.0%	3.13%	96.9%	52.9%
Hendersonville Medical Center	87	100.0%	100.0%	100.0%	100.0%	100.0%	100.0%	9.52%	90.8%	74.7%
Henry County Medical Center	31	100.0%	100.0%	100.0%	100.0%	100.0%	100.0%	3.45%	93.3%	53.3%
Hillside Hospital	8	87.5%	100.0%	100.0%	100.0%	100.0%	100.0%	0.00%	57.1%	42.9%
Horizon Medical Center	36	91.7%	91.7%	97.2%	97.2%	97.2%	97.2%	2.86%	86.1%	83.3%
Indian Path Medical Center	91	96.7%	97.8%	100.0%	100.0%	100.0%	100.0%	1.12%	97.7%	36.0%
Infinity Birthing Center	5	100.0%	100.0%	100.0%	100.0%	100.0%	100.0%	0.00%	80.0%	33.3%
Jackson-Madison Co Gen Hosp	243	94.7%	98.7%	98.8%	99.6%	99.2%	100.0%	3.09%	84.2%	16.8%
Jellico Community Hospital	22	95.5%	95.5%	100.0%	100.0%	100.0%	100.0%	4.76%	100.0%	60.0%
Johnson City Medical Center	117	93.2%	100.0%	99.1%	99.1%	100.0%	100.0%	2.06%	100.0%	5.4%
Johnson City Medical Center-NICU	--	--	--	--	--	--	--	2.13%	71.4%	4.0%
Lakeway Regional Hospital	1	100.0%	100.0%	100.0%	100.0%	100.0%	100.0%	^	^	^
Laughlin Memorial Hospital	19	100.0%	100.0%	100.0%	100.0%	100.0%	100.0%	0.00%	100.0%	54.5%
LeBonheur Children's Hospital	--	--	--	--	--	--	--	2.56%	44.4%	2.3%

\*Reported by birthing facility based on date of BIRTH. Screens could have been performed in a facility other than the birth hospital.

\*\*Reported by submitting facility based on date of RECEIPT of the specimen submitted. Excluded specimens collected < 24 hours of age.

+Reported by submitting facility based on date of COLLECTION of the 1st specimen submitted for an infant. Excluded records missing information on age at collection.

++Reported by submitting facility based on date of COLLECTION. Included initial specimen and repeats. Excluded records missing information on transit time.

-- No births reported. Vanderbilt NICU births were listed under Vanderbilt University Medical Center, Johnson City Medical Center NICU births were listed under Johnson City Medical Center. East Tennessee Children's Hospital and LeBonheur Children's Hospital are not birthing hospitals, therefore, no births were reported.

^ No specimens collected.

# Tennessee Department of Health Newborn Screening Program

Performance Data by Facility  
3/1/2017 - 3/31/2017

Name of Birthing or Submitting Facility	Number of Births*	Critical Congenital Heart Disease (CCHD) Screen (Target 100%)*	CCHD Screen Excluding Deaths, Refusals, Echoed, On O2 and Pre-screen Diagnosis	Hearing Screen (Target 100%)*	Hearing Screen Excluding Deaths and Refusals	Dried Blood Spot (DBS) Screen (Target 100%)*	DBS Screen Excluding Deaths and Refusals	Unsatisfactory DBS Specimen (Target <1%)**	DBS Collected 24-48hrs of Age (Target 100%)+	DBS Transit Time <2 Days from Collection (Target 100%)++
LeConte Medical Center	97	95.9%	95.9%	100.0%	100.0%	100.0%	100.0%	1.16%	89.9%	67.8%
Lincoln Medical Center	25	92.0%	95.8%	96.0%	96.0%	100.0%	100.0%	0.00%	92.6%	63.0%
Livingston Regional Hospital	34	97.1%	100.0%	97.1%	97.1%	100.0%	100.0%	12.50%	97.1%	44.1%
Maury Regional Hospital	111	99.1%	100.0%	99.1%	99.1%	100.0%	100.0%	1.80%	85.6%	52.7%
McKenzie Regional Hospital	35	100.0%	100.0%	88.6%	88.6%	97.1%	97.1%	0.00%	100.0%	69.4%
Methodist Healthcare-Germantown	376	95.2%	98.9%	96.3%	97.1%	99.5%	100.0%	0.00%	92.7%	9.9%
Methodist Hospital-South	53	96.2%	98.1%	100.0%	100.0%	100.0%	100.0%	3.57%	89.5%	41.4%
Methodist Med Ctr Oak Ridge	30	96.7%	96.7%	100.0%	100.0%	100.0%	100.0%	0.00%	76.7%	33.3%
Metro Nashville General Hosp	34	94.1%	94.1%	100.0%	100.0%	100.0%	100.0%	0.00%	62.9%	88.6%
Morristown-Hamblen Healthcare	68	98.5%	100.0%	98.5%	98.5%	100.0%	100.0%	0.00%	98.4%	81.3%
Newport Medical Center	12	91.7%	91.7%	100.0%	100.0%	100.0%	100.0%	0.00%	100.0%	60.0%
Northcrest Medical Center	47	95.7%	100.0%	100.0%	100.0%	100.0%	100.0%	2.27%	95.7%	23.9%
Park Ridge East Hospital	133	98.5%	98.5%	99.2%	99.2%	100.0%	100.0%	0.67%	84.8%	28.3%
Parkwest Medical Center	123	99.2%	99.2%	100.0%	100.0%	100.0%	100.0%	2.63%	97.5%	76.7%
Regional Hospital Of Jackson	38	92.1%	97.2%	97.4%	97.4%	100.0%	100.0%	2.86%	100.0%	56.8%
Regional Med Ctr At Memphis	275	93.5%	96.3%	95.3%	95.6%	99.3%	99.6%	2.19%	90.1%	15.5%
River Park Hospital	1	100.0%	100.0%	100.0%	100.0%	100.0%	100.0%	3.23%	90.0%	63.3%
Riverview Regional Medical Center	5	100.0%	100.0%	100.0%	100.0%	100.0%	100.0%	0.00%	85.7%	57.1%
Saint Thomas Rutherford Hospital	250	97.2%	98.4%	99.2%	99.2%	100.0%	100.0%	0.39%	89.3%	75.6%
Southern Tn Medical Center	42	100.0%	100.0%	95.2%	95.2%	100.0%	100.0%	9.76%	92.1%	54.8%
St Francis Hospital	105	99.0%	100.0%	99.0%	99.0%	100.0%	100.0%	0.00%	98.0%	59.2%
St Francis Hospital - Bartlett	42	97.6%	100.0%	100.0%	100.0%	100.0%	100.0%	0.00%	87.5%	53.7%
St. Thomas Midtown	529	98.5%	99.4%	98.3%	98.7%	99.6%	100.0%	0.78%	92.6%	71.5%
Stonecrest Medical Center	84	98.8%	98.8%	98.8%	98.8%	100.0%	100.0%	3.61%	80.0%	65.1%
Summit Medical Center	85	98.8%	100.0%	100.0%	100.0%	100.0%	100.0%	1.18%	61.4%	70.2%
Sumner Regional Medical Center	54	98.1%	100.0%	92.6%	92.6%	100.0%	100.0%	8.16%	98.0%	42.3%
Sweetwater Hospital Assoc	15	100.0%	100.0%	100.0%	100.0%	100.0%	100.0%	0.00%	100.0%	64.3%
Takoma Regional Hospital	25	100.0%	100.0%	96.0%	96.0%	100.0%	100.0%	0.00%	92.0%	32.0%
Tennova Healthcare Harton-Tullahoma	65	92.3%	96.8%	98.5%	100.0%	98.5%	100.0%	5.45%	93.3%	20.3%
Tennova Healthcare-Clarksville	2	100.0%	100.0%	100.0%	100.0%	100.0%	100.0%	0.68%	88.1%	44.7%
Tennova Healthcare-Cleveland	97	96.9%	98.9%	99.0%	99.0%	100.0%	100.0%	1.04%	84.9%	74.0%
Tennova Healthcare-Lebanon	43	97.7%	100.0%	100.0%	100.0%	100.0%	100.0%	2.56%	100.0%	52.6%

\*Reported by birthing facility based on date of BIRTH. Screens could have been performed in a facility other than the birth hospital.

\*\*Reported by submitting facility based on date of RECEIPT of the specimen submitted. Excluded specimens collected < 24 hours of age.

+Reported by submitting facility based on date of COLLECTION of the 1st specimen submitted for an infant. Excluded records missing information on age at collection.

++Reported by submitting facility based on date of COLLECTION. Included initial specimen and repeats. Excluded records missing information on transit time.

-- No births reported. Vanderbilt NICU births were listed under Vanderbilt University Medical Center, Johnson City Medical Center NICU births were listed under Johnson City Medical Center. East Tennessee Children's Hospital and LeBonheur Children's Hospital are not birthing hospitals, therefore, no births were reported.

^ No specimens collected.

# Tennessee Department of Health Newborn Screening Program

Performance Data by Facility  
3/1/2017 - 3/31/2017

Name of Birthing or Submitting Facility	Number of Births*	Critical Congenital Heart Disease (CCHD) Screen (Target 100%)*	CCHD Screen Excluding Deaths, Refusals, Echoed, On O2 and Pre-screen Diagnosis	Hearing Screen (Target 100%)*	Hearing Screen Excluding Deaths and Refusals	Dried Blood Spot (DBS) Screen (Target 100%)*	DBS Screen Excluding Deaths and Refusals	Unsatisfactory DBS Specimen (Target <1%)**	DBS Collected 24-48hrs of Age (Target 100%)+	DBS Transit Time <2 Days from Collection (Target 100%)++
Tennova Physicians Regional Medical Center	133	97.7%	99.2%	100.0%	100.0%	100.0%	100.0%	4.38%	99.3%	39.3%
Tennova Turkey Creek Medical Center	57	100.0%	100.0%	100.0%	100.0%	100.0%	100.0%	5.77%	88.9%	20.4%
The Farm Midwifery Center	2	100.0%	100.0%	0.0%	0.0%	100.0%	100.0%	0.00%	0.0%	0.0%
U T Memorial Hospital	253	90.1%	92.7%	98.0%	98.4%	99.2%	99.6%	6.14%	88.4%	0.4%
Vanderbilt University Hospital-NICU	--	--	--	--	--	--	--	1.38%	92.7%	74.3%
Vanderbilt University Medical Center	430	89.5%	98.0%	96.3%	96.7%	99.1%	100.0%	0.63%	99.1%	47.7%
Volunteer Community Hospital	26	100.0%	100.0%	96.2%	96.2%	100.0%	100.0%	0.00%	100.0%	88.5%
Wellmont Bristol Regional Med	91	94.5%	97.7%	97.8%	97.8%	100.0%	100.0%	7.87%	72.2%	49.5%
Wellmont Holston Valley Hosp	82	85.4%	93.3%	98.8%	98.8%	100.0%	100.0%	1.16%	100.0%	27.8%
Williamson Medical Center	139	99.3%	100.0%	100.0%	100.0%	100.0%	100.0%	0.67%	94.5%	29.0%
Womens Wellness & Maternity	3	100.0%	100.0%	100.0%	100.0%	100.0%	100.0%	0.00%	33.3%	0.0%

\*Reported by birthing facility based on date of BIRTH. Screens could have been performed in a facility other than the birth hospital.

\*\*Reported by submitting facility based on date of RECEIPT of the specimen submitted. Excluded specimens collected < 24 hours of age.

+Reported by submitting facility based on date of COLLECTION of the 1st specimen submitted for an infant. Excluded records missing information on age at collection.

++Reported by submitting facility based on date of COLLECTION. Included initial specimen and repeats. Excluded records missing information on transit time.

-- No births reported. Vanderbilt NICU births were listed under Vanderbilt University Medical Center, Johnson City Medical Center NICU births were listed under Johnson City Medical Center. East Tennessee Children's Hospital and LeBonheur Children's Hospital are not birthing hospitals, therefore, no births were reported.

^ No specimens collected.