



Department of  
**Health**



# Uninsured Adult Healthcare Safety Net

## 2022 Annual Report

Presented to the General Assembly State of Tennessee

Morgan McDonald, MD, FACP, FAAP

Tennessee Department of Health | Annual Report | January 2023



# Table of Contents

- Acknowledgements ..... 4
- Executive Summary ..... 5
- Introduction..... 7
- Safety Net Population ..... 11
- Safety Net Funding Distribution..... 13
- Health Care Service Delivery ..... 15
  - Community and Faith-Based Organizations ..... 15
  - Federally Qualified Health Centers ..... 17
  - Local Health Departments ..... 18
  - Project Access..... 20
  - Oral Health Services ..... 21
- Access to Health Care in Tennessee..... 26
- Behavioral Health Safety Net Program ..... 28
- Special Populations..... 30
  - Ryan White..... 30
  - Children’s Special Services ..... 31
- Current Issues and Priorities ..... 32
- Final Thoughts..... 33
- Glossary of Terms ..... 35
- Appendix 1: Safety Net Primary Care and Project Access Locations ..... 37
- Appendix 2: Safety Net Dental Care Locations..... 44
- Appendix 3: Behavioral Health Safety Net Locations ..... 48
- Appendix 4: Health Resource Shortage Areas 2022 ..... 56
- Appendix 5: Population to Provider Ratios 2022 ..... 59
- References ..... 63

# List of Tables

Table 1 – Total Medical Encounters Served by Tennessee LHDs	18
---	----

# List of Figures

Figure 1 - Comparison of Tennessee Uninsured Population and National Rates	8
Figure 2 - Safety Net Primary Care Locations	9
Figure 3 - Safety Net Dental Clinic Locations	9
Figure 4 - Counties Served by Project Access for Specialty Care Coordination	10
Figure 5 - TDMHSAS Funded Behavioral Health Safety Net Locations	10
Figure 6 - Uninsured Adult Healthcare Safety Net Population Age and Gender Distribution	11
Figure 7 - Chronic Illness Rates of Safety Net Population vs Tennessee Population	12
Figure 8 - Health Risk Factors of Safety Net Population vs Tennessee Population	12
Figure 9 - Primary Care Plus and Project Access Funding Allocation FY20 - FY22	13
Figure 10 - Safety Net New Funding Distribution FY22	14
Figure 11 - Historical Safety Net Expenditures FY18 - FY22 Expenditures	14
Figure 12 - Total Medical Encounters served by CFB Clinics FY20 - FY22	15
Figure 13 - Unduplicated Patients served by CFB Clinics FY20 - FY22	16
Figure 14 - Total Medical Encounters served by FQHC Clinics FY20 - FY22	17
Figure 15 - Unduplicated Patients served by FQHC Clinics FY20 - FY22	18
Figure 16 - LHD Encounters and Unduplicated Uninsured Adults Patients FY22	19
Figure 17 - Care Coordination Encounters FY22	21
Figure 18 - Total Unduplicated Patients Served by Project Access FY20 - FY22	21
Figure 19 - Total Dental Encounters served by CFBs, FQHCs FY22	22
Figure 20 - Unduplicated Dental Patients Served FY22	22
Figure 21 - SMILE ON 60+ Encounters	24
Figure 22 - Behavioral Health Safety Net Program Encounters	29
Figure 23 - Ryan White Part B Clients' Utilization of HDAP and IAP	31
Figure 24 - CSS Reimbursement of Medical Services by Payor Source FY20 - FY21	32

# Acknowledgements

On behalf of the Tennessee Department of Health, the State Office of Rural Health and Health Access wishes to express gratitude to our stakeholders, partners, policy and decision makers, healthcare professionals, and advocates for your ongoing support and contributions to this annual report.

We express gratitude to the Uninsured Adult Healthcare Safety Net provider network of Community Health Centers, Community and Faith-Based Organizations, Non-Profit Rural Health Centers, Project Access entities, as well as respective clinical and administrative professionals for their continued collaboration in collecting and reporting the data and information used to complete this report.

Additionally, we appreciate the hard work and dedication of both the Tennessee Primary Care Association and the Tennessee Charitable Care Network, whose memberships include Uninsured Adult Healthcare Safety Net providers. They are instrumental in providing support, advocating on behalf of the members, and provide informed policy recommendations and decisions to enhance equitable access to care for uninsured, underinsured, and low-income adults in Tennessee.

We also recognize the contributions of Tennessee State Government Departments which include the Tennessee Department of Mental Health and Substance Abuse Services, Tennessee Department of Economic and Community Development, Tennessee Department of Finance and Administration, and Division of TennCare.

Lastly, we owe gratitude for the efforts of the Tennessee Department of Health State Offices and Program Areas for providing current data, metrics, and relevant information, to include Community Health Services, Ryan White Part B Program, Oral Health Services, and the Uninsured Adult Healthcare Safety Net Program.

# Executive Summary

The Uninsured Adult Healthcare Safety Net Fund, administered by the Tennessee Department of Health, State Office of Rural Health and Health Access (SORH), delivers access to health care for uninsured adults ages 19 to 64 who live in Tennessee. Services are implemented by Federally Qualified Health Centers (FQHC), Community and Faith-Based Clinics (CFB), Dental Organizations, Non-Profit Rural Health Centers, and Project Access entities. Local Health Departments (LHD) also provide primary care, acute care, and dental care services to Tennessee's uninsured through funding from the Tennessee Department of Health annual departmental budget. The Tennessee Department of Mental Health and Substance Abuse Services (TDMHSAS) receives separate Safety Net funding and administers the Behavioral Health Safety Net program.

During Fiscal Year 2022 (FY22), July 1, 2021 to June 30, 2022, the Tennessee Department of Health, Tennessee Department of Mental Health and Substance Abuse Services, Tennessee Department of Finance and Administration, and the Division of TennCare allocated state funding to support Safety Net services in rural and underserved areas. This funding increases equitable access to primary medical, dental, mental and behavioral health care, as well as care coordination services, which connects patients to specialty care and other support services.

Beginning in Fiscal Year 2021, with input from FQHC and CFB partners, the overall Uninsured Adult Healthcare Safety Net funding was no longer divided into separate allocations. Instead, primary medical, dental, mental and behavioral health care services were funded through a single "Primary Care Plus" category. This strategy was implemented to recognize that these services are often delivered at the same clinical sites and are all growing service needs.

The funding distributed for these Primary Care Plus services has constituted 82.5 percent of the Safety Net budget historically, and this percentage remained constant. Project Access Care Coordination for specialty services remained a separate allocation, which comprised 17.5 percent of the Safety Net base recurring budget. Additional recurring state funding appropriated by the General Assembly, was used to increase the per encounter reimbursement for providers in keeping with the will of the General Assembly and the need of service providers. The additional funding expanded Project Access reach for specialty services across Tennessee, specifically the rural regions of the state.

The Uninsured Adult Healthcare Safety Net program was allocated a total of \$24.9 million in state funding for FY22 and divided in two service categories, Primary Care Plus and

Project Access per the above description. The Primary Care Plus program provided care for 185,742 unduplicated patients for a total of 373,331 encounters of which comprised 79 percent Primary Medical, 15 percent Dental, and 6 percent Behavioral Health. Of the total, Primary Care Plus encounters 93 percent were in person visit and 7 percent were telehealth visit.

Local Health Departments provided 51,823 medical encounters to 24,946 unduplicated uninsured patients ages 19-64 years through the 40 primary care clinics. These clinics are not designated as FQHCs and do not receive state Safety Net funding. However, they are supported by state funding allocated separately through the Tennessee Department of Health, Division of Community Health Services. The 16 LHD clinics designated as FQHCs funded by the Uninsured Adult Healthcare Safety Net program had a total 26,793 encounters from 11,652 unduplicated patients.

The Tennessee Project Access Network provides specialty care coordination services to patients in 73 counties with central offices located in five centralized metropolitan areas: Chattanooga, Johnson City, Knoxville, Nashville, and Memphis. The Tennessee Project Access Network is a network of physicians, clinical care providers, hospitals, and other facilities that assists patients to obtain access to comprehensive care management, specialty care, diagnostic services, preventative care, and management of social service needs. The Project Access program provided 223,559 specialist care coordination encounters to 15,935 unduplicated patients.

In FY22, TDMHSAS administered \$35.7 million in state funding to the Behavioral Health Safety Net (BHSN) program to provide essential outpatient mental health services for uninsured adult Tennesseans and uninsured/underinsured Tennessee children who meet program eligibility criteria. Through the BHSN program, 35,460 adult Tennesseans and 1,127 Tennessee children were served.

# Introduction

In 2005, the Tennessee General Assembly approved Tenn. Code Ann. § 71-5-148, authorizing funding for the Healthcare Safety Net for uninsured adults to aid individuals lacking insurance, and in need of medical, and/or emergency dental care, including services to support continuity of care through referrals for specialist care coordination. Tenn. Code Ann. § 68-1-123, adopted in 2006, requires the Commissioner of Health, in consultation with the

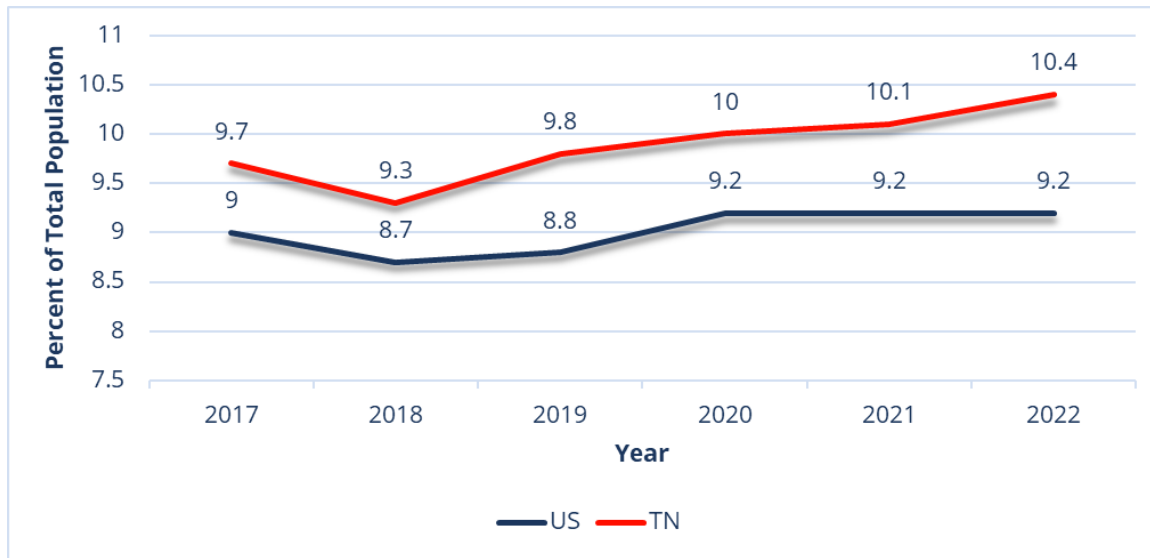
Tennessee Department of Finance and Administration and other State agencies, such as the Tennessee Department of Mental Health and Substance Abuse Services (TDMHSAS), to provide an annual report to the General Assembly on data relating to access to care through Safety Net service providers, including the adequacy of access and the array of services available. The Uninsured Adult Healthcare Safety Net program helps to advance the Tennessee Governor's priority goal of promoting healthy behavior and providing high quality services to our most vulnerable populations; and the Tennessee Department of Health's Strategic Plan: (1) to achieve better health by increasing both primary prevention and access to health care services, (2) advancing equity, and (3) leveraging innovation through telehealth.

The Tennessee Department of Health, the Tennessee Department of Finance and Administration, Division of TennCare, and TDMHSAS each administer funds allocated to support Safety Net programs and services. Each agency contracts with qualified service providers to deliver primary medical care, dental care, mental and behavioral health care, and case management services to eligible adults in Tennessee.

Each year, the United Health Foundation publishes *America's Health Rankings*<sup>®</sup> Annual Report which is a comprehensive set of data that provides a state-by-state analysis of the nation's health. According to the latest published report, Tennessee ranked 37th among the 50 states with an estimated 10.4 percent of Tennesseans that are uninsured<sup>1</sup>, demonstrated in **Figure 1**. A lack of adequate health insurance and/or poor access to health care services can lead to overall poorer health outcome. The disparity caused by lack of access to quality healthcare impacts all Tennesseans across the state - in urban and rural areas, races, ethnicities, and sexual orientation, regardless of gender or age. Having adequate access to quality primary care and coordinated health services including telehealth remains the primary goal for Tennessee.

*The changing landscape of healthcare access brings new challenges to Tennesseans, particularly those in rural areas.*

**Figure 1:** Comparison of Tennessee and National Uninsured Adult Population Rates



According to the Boyd Center for Business and Economic Research at the University of Tennessee, Knoxville, costly premiums is the leading cause for failing to obtain health insurance among Tennesseans. With approximately 80 percent of total respondents citing affordability as their major cause for not obtaining health insurance<sup>2</sup>.

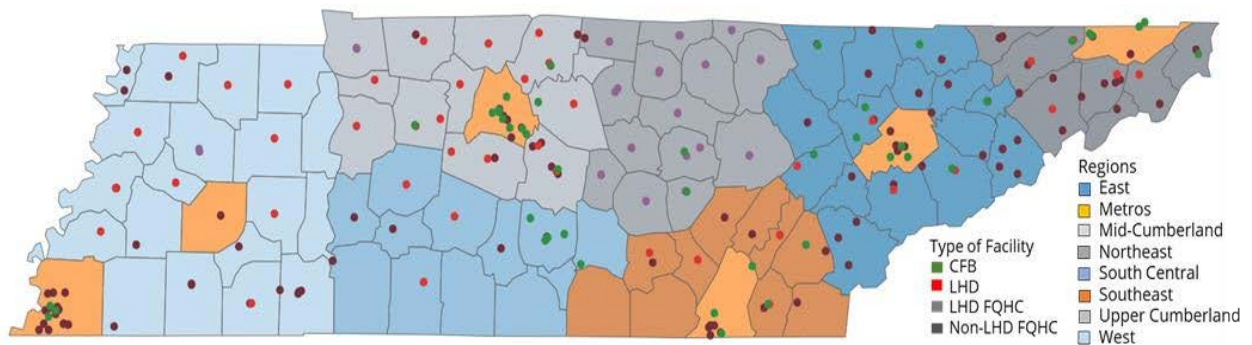
Since the start of Coronavirus Disease 2019 (COVID-19), health insurance access has been significantly influenced by unemployment rates, loss of health insurance, and legislative changes. In Tennessee 273,680 people enrolled in private health plans through the Tennessee exchange for 2022 coverage compared with the 212,052 people enrolled in 2021, according to health insurance.org. This significant increase is a record high enrollment due in part to the enhancements in the American Rescue Plan Act of 2021. Even with the increase in health insurance enrollment many Tennessee residents are without health insurance. Tennessee State Healthcare Safety Net programs and TennCare are in place to help close this gap.

The number of state funded safety net sites have nearly doubled in the last three years. Tennessee Uninsured Adult Healthcare Safety Net's Primary Care Plus and Project Access Providers are now in 93 of 95 counties, offering primary care, behavioral health care, dental care, and care coordination services to uninsured Tennesseans ages 19-64 in the following settings (**Figures 2,3,4 and Appendix 1,2**).



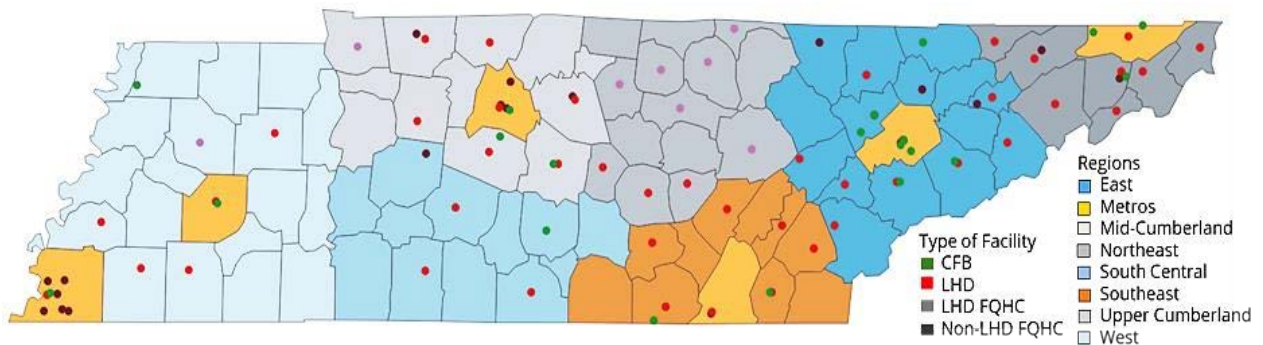
- Primary Care Access:
  - 56 Local Health Department (LHD) clinics, of which 16 are designated as Federally Qualified Health Centers (FQHC)
  - 118 non-LHD FQHCs
  - 44 Community & Faith-Based clinics
- Dental Care Access:
  - 45 LHD clinics, of which 6 are designated as FQHCs
  - 20 non-LHD FQHCs
  - 20 Community & Faith-Based clinics
- Specialty Care Access includes 5 Project Access entities covering 67 counties.

**Figure 2:** Safety Net Primary Care Locations



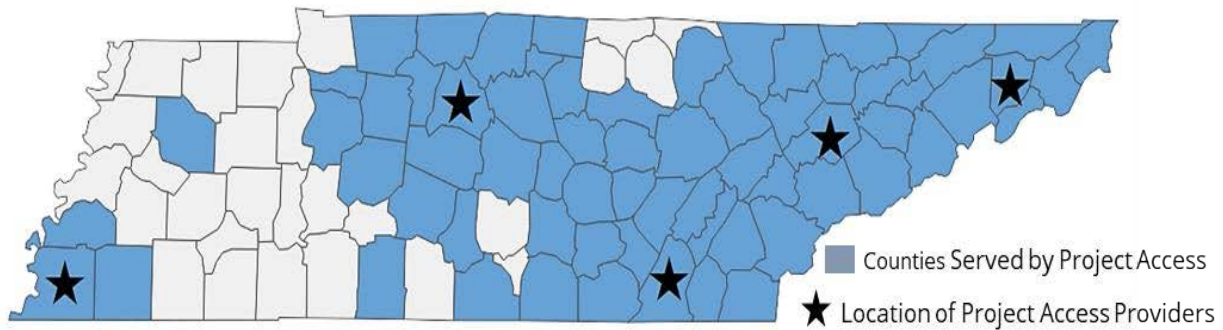
[Uninsured Adult Healthcare Safety Net Primary Care Locations Online Map](#)

**Figure 3:** Safety Net Dental Clinic Locations



[Uninsured Adult Healthcare Safety Net Dental Clinic Locations Online Map](#)

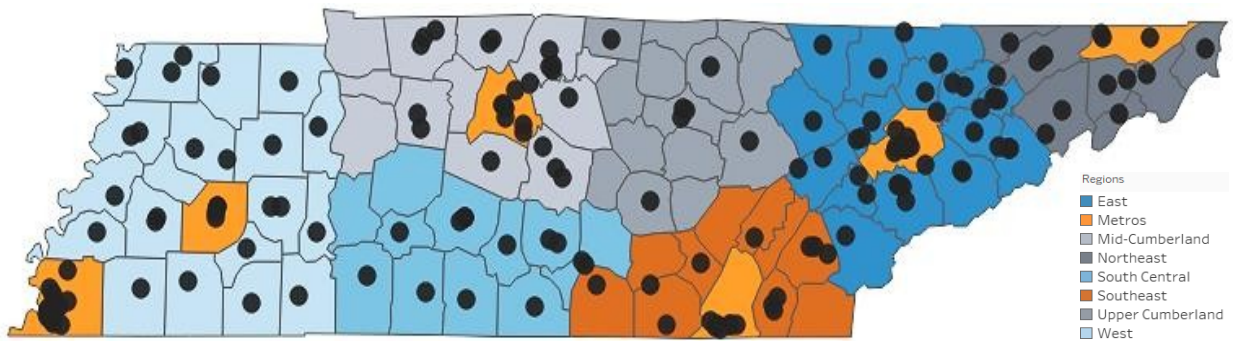
**Figure 4:** Counties served by Project Access for Specialty Care Coordination.



*[Uninsured Adult Healthcare Safety Net Project Access Service Area Map](#)*

In addition, Community Mental Health Centers provide outpatient mental and behavioral health services, as well as case management and necessary health services for eligible Tennesseans statewide (Figure 5).

**Figure 5:** TDMHSAS Funded Behavioral Health Safety Net Locations

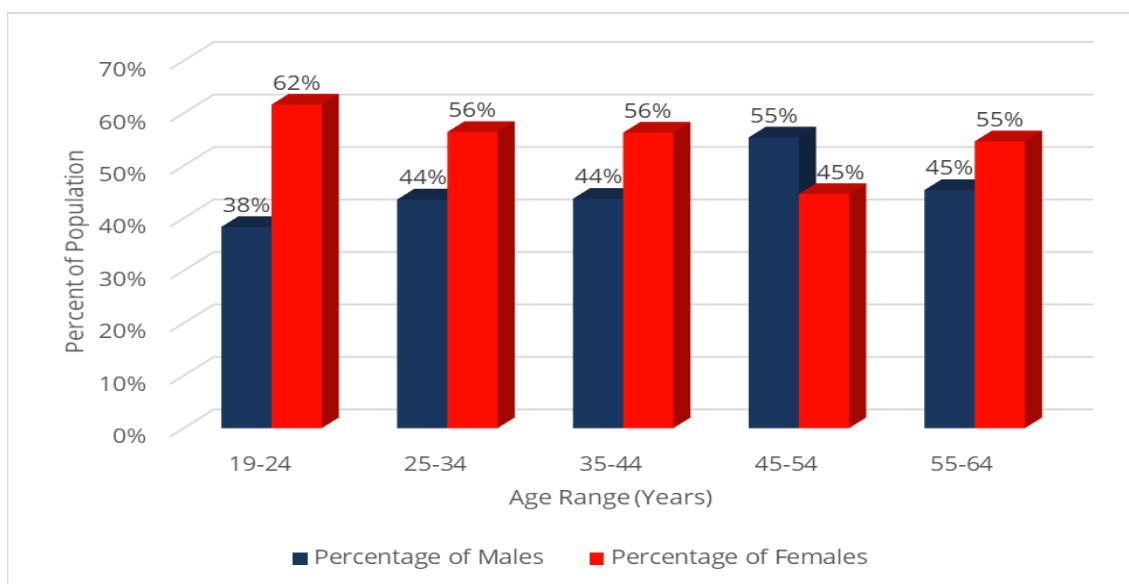


*<https://public.tableau.com/views/SafetyNetBehavioralHealthProviders2022/Dashboard1?:language=en-US&:display count=n&:origin=viz share link>*

# Safety Net Population

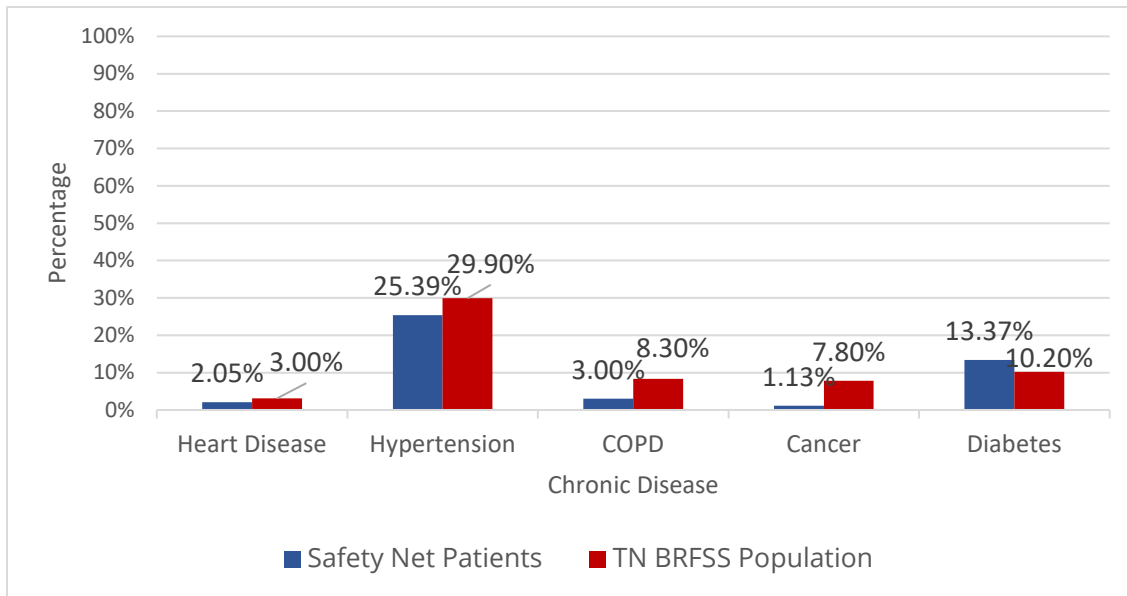
The Safety Net Primary Care Plus and Project Access programs population estimates are collected on an annual basis from all Safety Net partners and include data on age, race, and ethnicity (**Figures 6, 7, 8**). However, the means in which the Safety Net program has reported and grouped populations has changed over the years.

**Figure 6:** Uninsured Adult Healthcare Safety Net Population Age and Gender Distribution

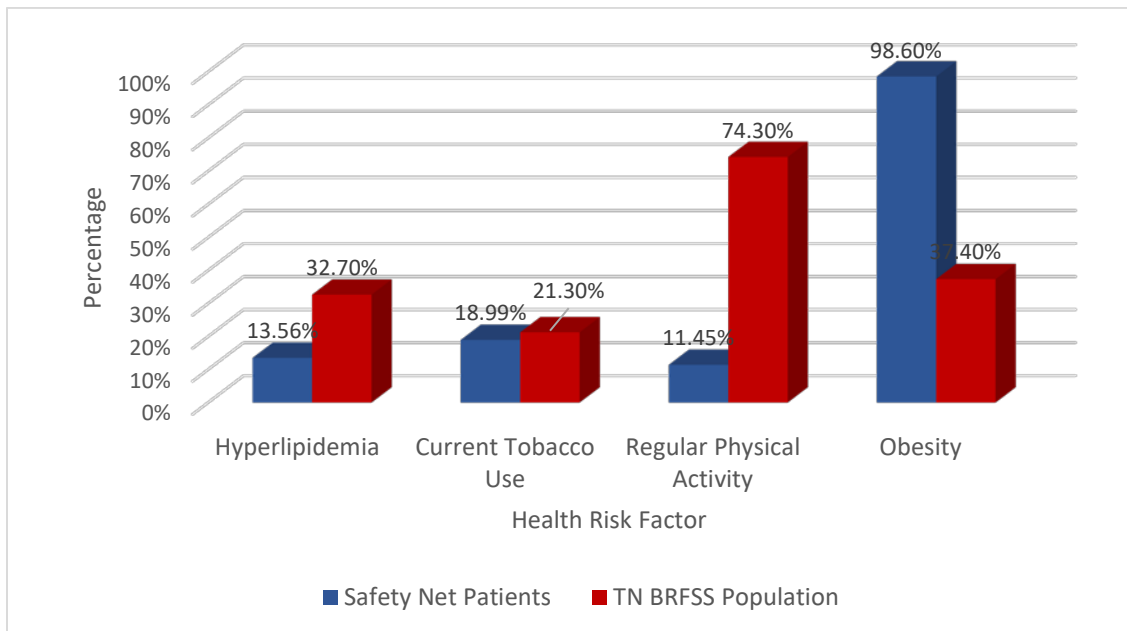


The *Behavioral Risk Factor Surveillance System* (BRFSS) is a national data collection system focused on health risk behaviors, chronic health conditions, use of preventative services and other factors that affect the health of US adults<sup>3</sup>. The Safety Net program uses information from the Tennessee *Behavioral Risk Factor Surveillance System* (BRFSS) to acquire state level data and to monitor changes in the health status and health risk factors of the Safety Net population. **Figure 7** shows the percentage of chronic illness of the Safety Net population against the Tennessee’s adults between ages 18-64 and **Figure 8** shows the percentage of health risk factors of the Safety Net population against Tennessee’s adult population between ages 18-64.

**Figure 7:** Chronic Illness Percentages Among Safety Net Patients and TN BRFSS Population



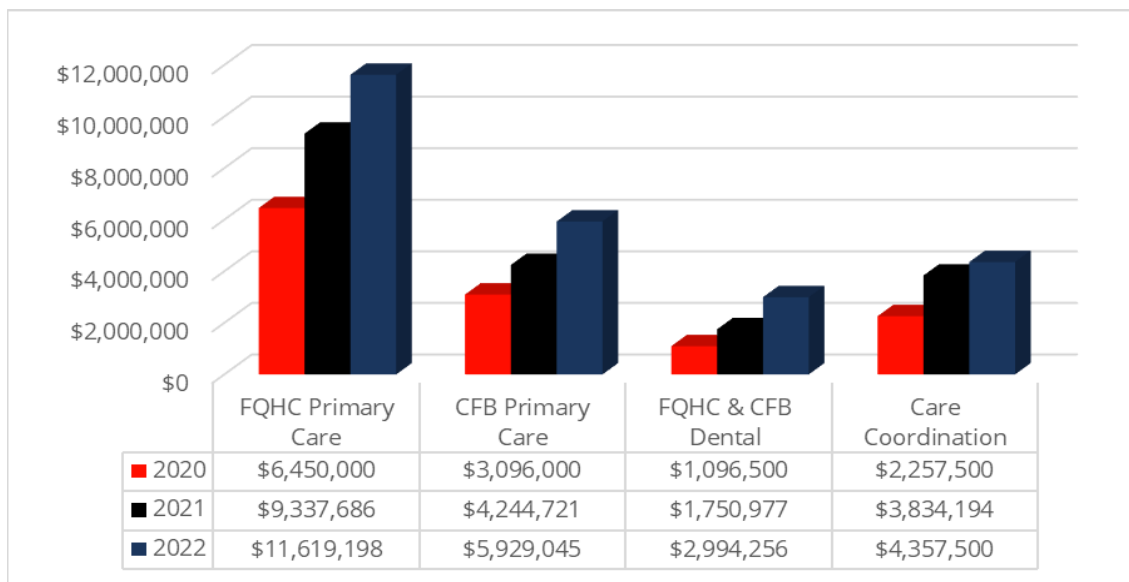
**Figure 8.** Health Risk Percentages Among Safety Net Patients and TN BRFSS Population



# Safety Net Funding Distribution

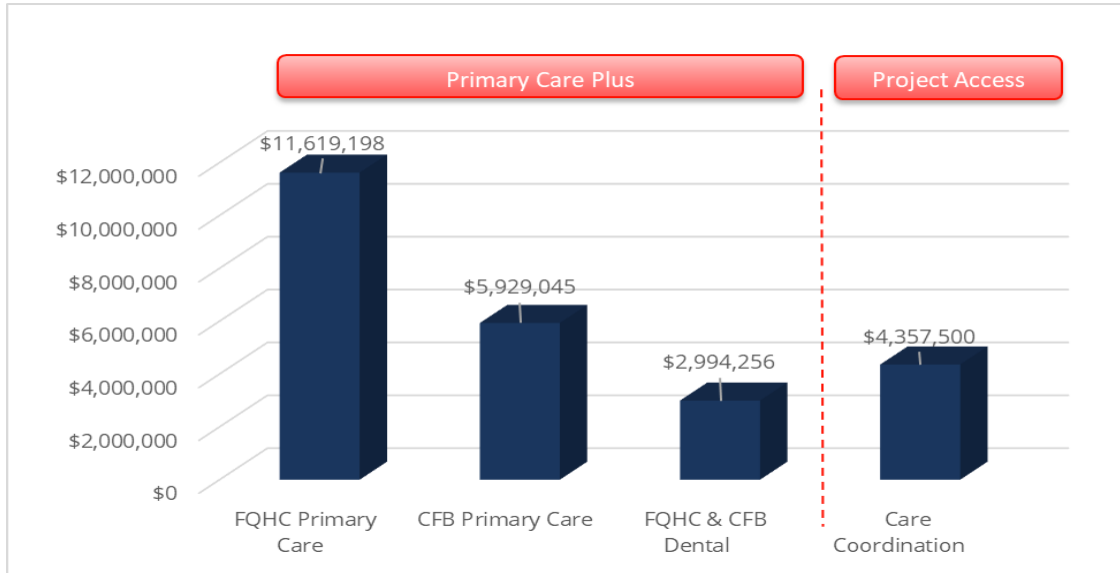
In FY22, the Tennessee Department of Health, SORH administered a total of \$24.1 million in state allocated funding to support the Uninsured Adult Healthcare Safety Net Program. This amount included a base recurring of \$21.9 million and \$2.2 million non-recurring for Primary Care Plus and Project Access. Of the total funding, \$20.5 million was allocated for Primary Care Plus and \$4.3 million was allocated to Project Access (**Figure 9**).

**Figure 9.** Primary Care Plus and Project Access Funding Allocation FY20 - FY22

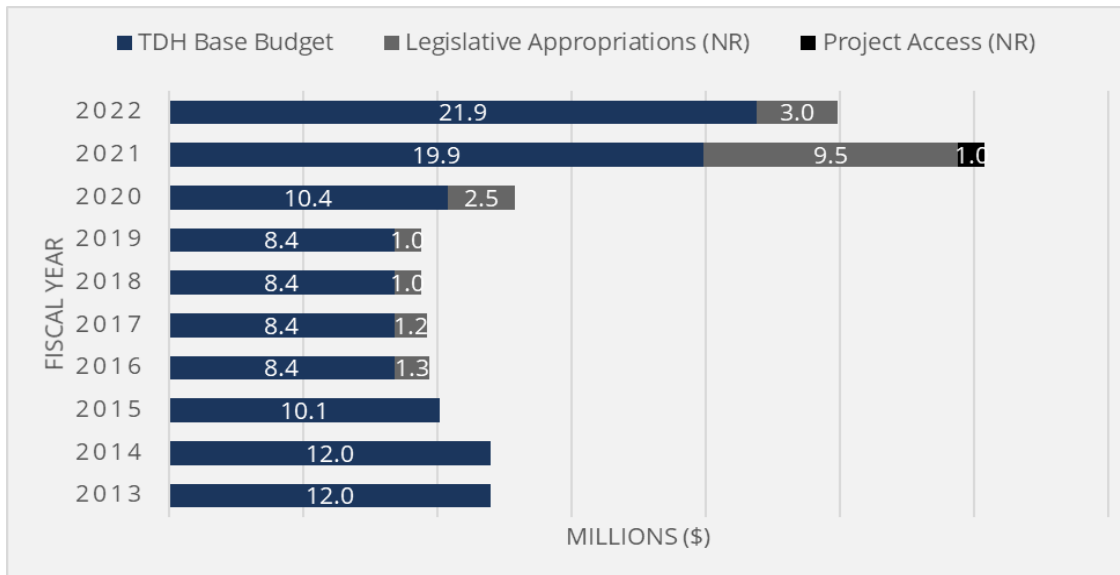


The total Primary Care Plus funding is evenly distributed quarterly. The volume of patient care services reported determines the individual patient encounter rate. Patient volumes and their correlating per encounter payments may fluctuate from quarter to quarter. This funding methodology assures that all appropriated funds are distributed in a manner proportional to the number of encounters provided (**Figure 10**). See **Figure 11** for historical Safety Net expenditures FY13-FY22.

**Figure 10.** Safety Net Funding Distribution FY22



**Figure 11.** Historical Safety Net Expenditures FY18 - FY22



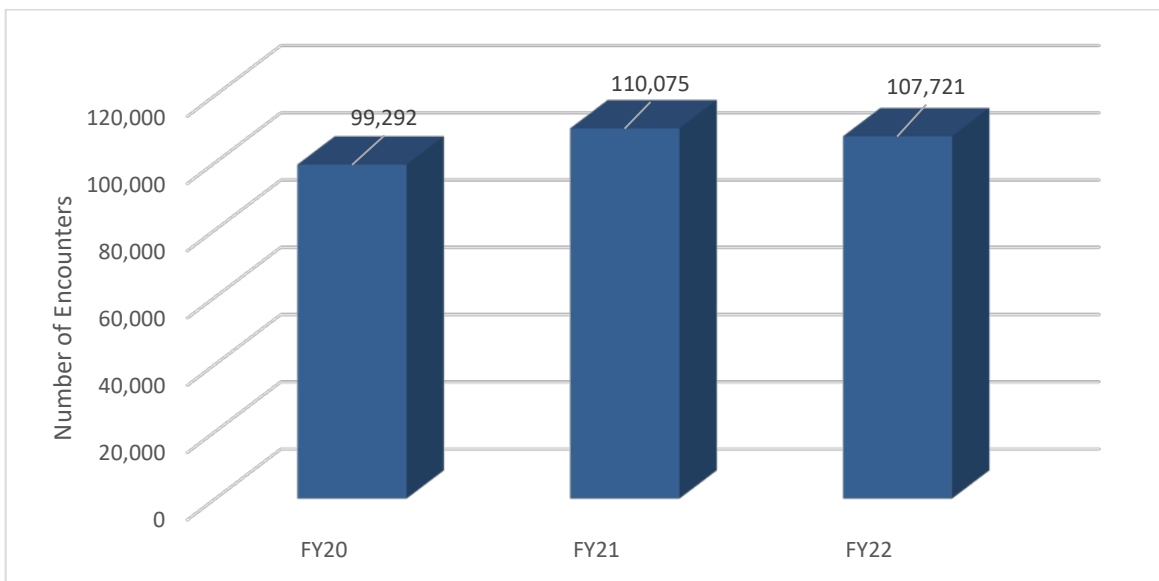
# Health Care Service Delivery

## Community and Faith-Based Clinics

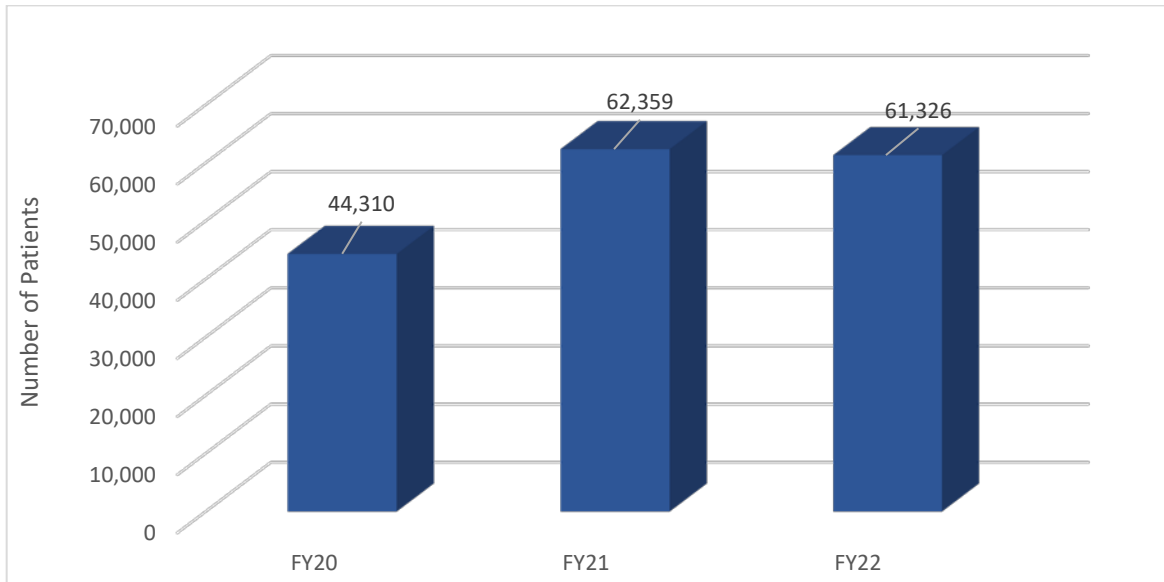
The overarching purpose of Community and Faith-Based (CFB) clinics is to provide consistent, culturally sensitive health care to minimize costly utilization of emergency room services and other hospital resources while providing vulnerable Tennesseans with a compassionate medical home and continuity of care. CFB organizations provide an array of preventive and wellness, primary medical care, specialty care, oral health, mental health, substance abuse, vision, diagnostic, and pharmaceutical assistance services free or at a significantly reduced cost. **Figure 12** and **Figure 13** represents the number of total encounters provided by CFB clinics and the total number of unduplicated patients served from FY20 to FY 22, respectively.

*Tennessee's rural population comprises 33% of the state population compared to the 18.7% nationally.*

**Figure 12.** Total Medical Encounters served by CFB Clinics FY20 - FY22



**Figure 13.** Unduplicated Patients served by CFB Clinics FY20 – FY22



The patients served by CFB organizations frequently have conditions impacted by a lack of preventive care services, lack of social support networks, and limited financial resources. CFB organizations are important partners in Tennessee’s Safety Net Program and amplify their impact by leveraging the services of volunteer licensed professionals to fulfill both clinical and administrative functions. Additionally, these organizations optimize donated resources, equipment, and supplies to further advance care for the uninsured and underserved populations across the state. With no direct federal funding to serve the uninsured, state funding from the Uninsured Adult Healthcare Safety Net is vital to support CFB organizations in fulfilling their mission.

The Tennessee Charitable Care Network (TCCN) is the statewide membership association which serves as the collective voice for Tennessee’s Community and Faith-Based (CFB) clinics and programs. With 59 member locations across the state, TCCN’s member organizations provide healthcare in 65 of Tennessee’s 95 counties.



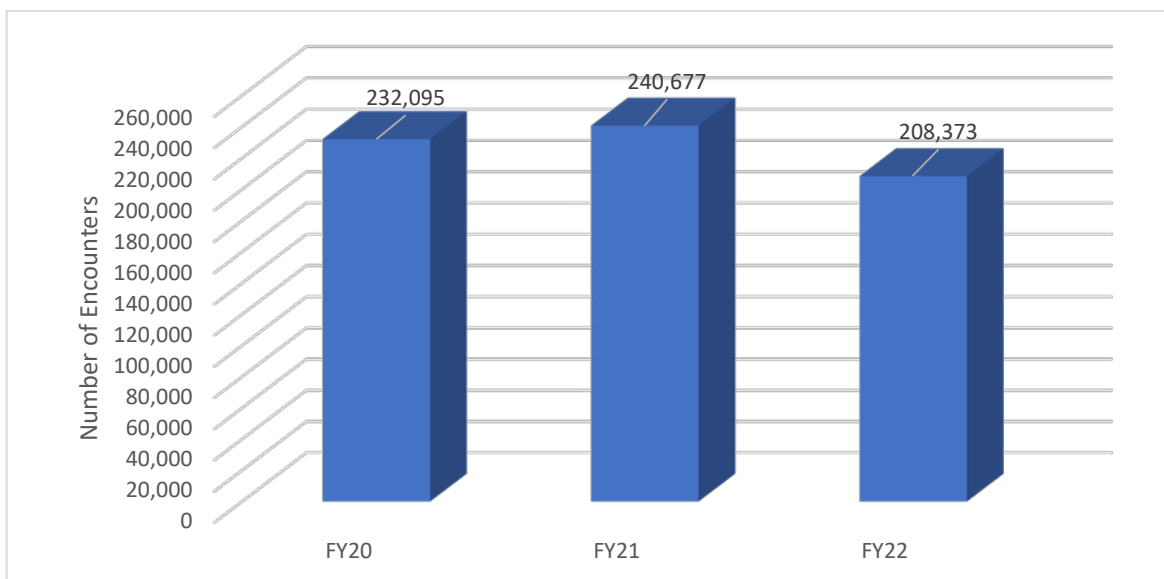
## Federally Qualified Health Centers

Federally Qualified Health Centers (FQHCs) or community health centers, are federally funded, non-profit organizations providing comprehensive preventive and primary care in underserved rural and urban areas. By mission and statute, community health centers care for all patients that come through their doors, regardless of their insurance status or ability to pay. There are 30 community health center organizations in Tennessee, with more satellite sites across the state. The 30 community health center organizations in Tennessee have sites in 68 of the state's 95 counties.

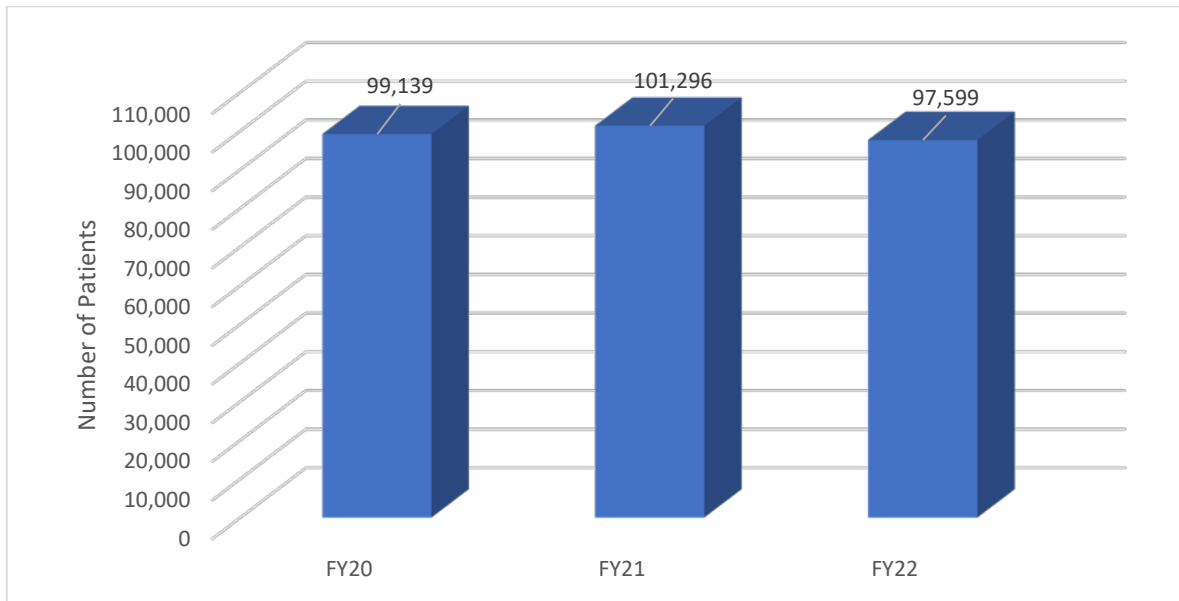
Community health centers are continuing to provide a wider range of services to patients including behavioral health, treatment for substance use disorder, dental, and pharmacy services. Health centers also promote a Patient-Centered Medical Home model of care, emphasizing whole-person, team-based care that seeks to improve health outcomes for patients. Finally, health centers continue to implement programs to meet the social determinant of health needs of patients.

**Figure 14** represents the number of medical encounters provided by FQHCs from FY20 to FY22. Uninsured Adult patient encounters for the 16 Local Health Department FQHCs are included in the FY22 Safety Net total. **Figure 15** represents the number of unduplicated patients served by FQHCs in FY20 to FY22. The unduplicated patients served by the 16 Local Health Department FQHCs are included in the FY22 Safety Net count.

**Figure 14.** Total Medical Encounters served by FQHC Clinics FY20 - FY22



**Figure 15.** Unduplicated Patients served by FQHC Clinics FY20 – FY22



### **Local Health Departments**

In FY22, 56 local health departments (LHD) primary care services and 45 provided dental care services. Of those, 16 primary care and 6 dental LHD clinics were designated as FQHCs. A combined total of 79,004 medical and dental encounters were rendered to uninsured adults ages 19 to 64 at Local Health Departments. The 40 non-designated FQHC LHD clinics provided 51,823 medical encounters for uninsured Tennesseans 19-64 years, a 10.07 percent increase from FY21. **Table 1** shows the number of medical encounters in FY22 for each age group in non-FQHC local health departments.

**Table 1.** Total Medical Encounters for Adults Aged 19-64 Served by Tennessee LHDs in FY22

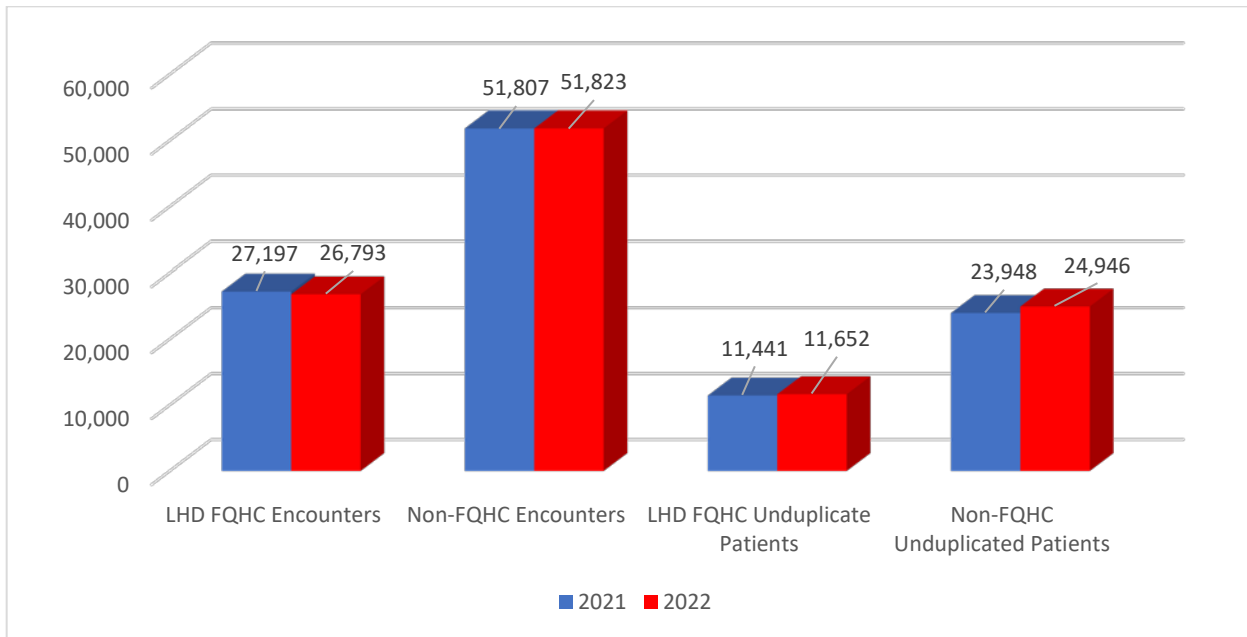
Safety Net Ages	Patient Encounters
19 – 20 Years	742
21 – 24 Years	2,764
25 – 29 Years	4,062
30 – 34 Years	4,066
35 – 39 Years	4,375
40 – 44 Years	4,833
45 – 49 Years	6,118

<b>50 – 54 Years</b>	7,836
<b>55 – 59 Years</b>	8,773
<b>60 – 64 Year</b>	8,254
<b>Total</b>	51,823

The 40 non-designated FQHC LHD clinics do not receive funding through the Uninsured Adult Healthcare Safety Net program. These sites receive separate state funding to offer primary care and emergency dental services for uninsured adults including traditional public health services such as immunizations, family planning, screening for breast and cervical cancers, case management, and supplemental nutrition services for pregnant women, infants, and children (WIC).

In FY22, the 16 LHD clinics designated as FQHCs received funding through the Uninsured Adult Healthcare Safety Net program. These sites had a total 26,793 encounters from 11,652 unduplicated patients. The number of encounters, including medical and dental, delivered by each type of LHD provider is displayed below in **Figure 16**.

**Figure 16.** LHD Encounters and Unduplicated Uninsured Adults Patients aged 19-64 FY21 - FY22



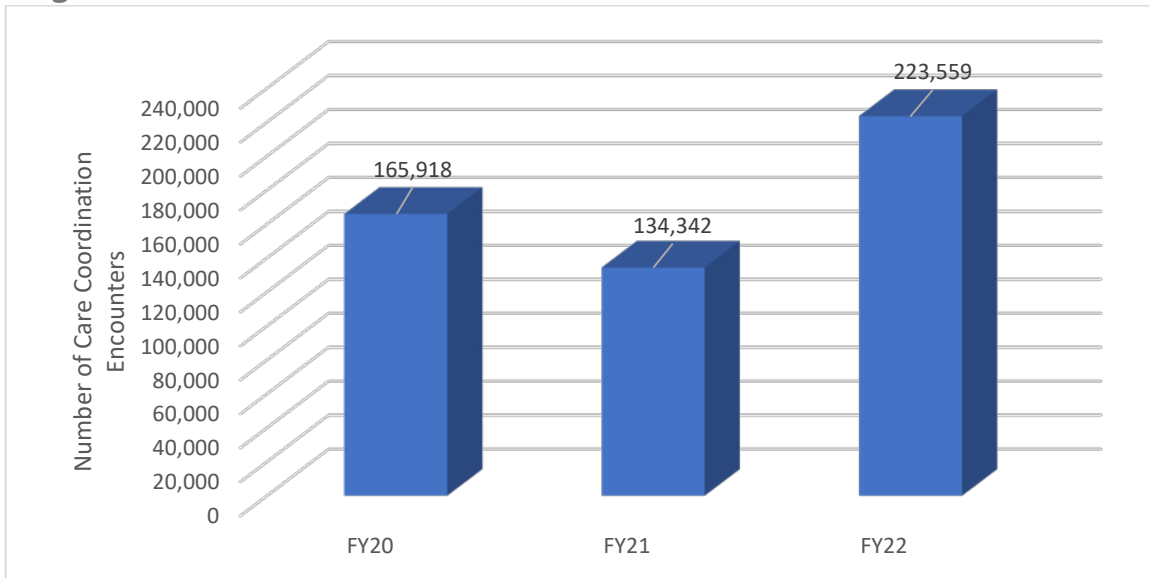
## ***Project Access***

The Tennessee Project Access Network provides specialty care services to patients in 73 counties with central offices located in five centralized metropolitan areas: Chattanooga, Johnson City, Knoxville, Nashville, and Memphis. The Tennessee Project Access Network does not provide direct clinical health care services, but is affiliated with networks of physicians, clinical care providers, hospitals, and other facilities, and assists patients with comprehensive care management, access to specialty care, diagnostic services, preventative care, and management of social service needs.

The total number of care coordination encounters and the total unduplicated patients over a three-year fiscal period are represented in **Figures 17 and 18**, respectively. Project Access programs have provided \$767 million in donated health care services provided by 6,714 volunteer physicians and 34 hospital campuses, coordinating for patients from 175 health centers and clinics. The network of volunteers provides free primary and specialty care services, as well as ancillary lab and diagnostic services to 3,000-3,500 uninsured adult Tennesseans per month.

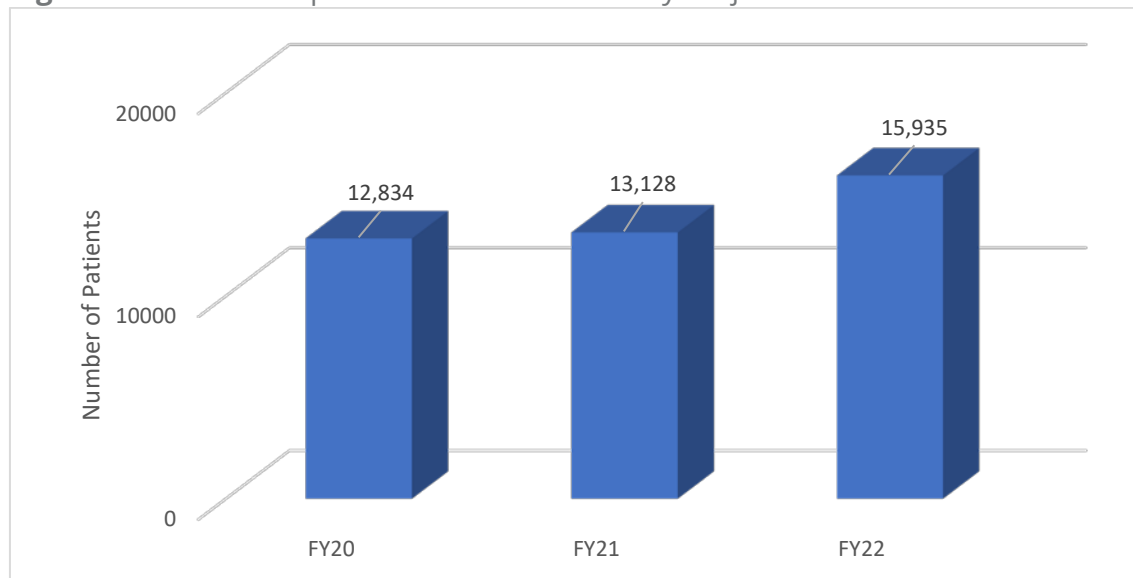
In FY22, Project Access was funded separately from other service delivery types, receiving a total of \$6,580,806 in Uninsured Adult Healthcare Safety Net funding. Due to the strain on the health care system related to COVID, including limitations placed on elective procedures, staffing challenges, and patient concerns about exposure, some expansion efforts and related funding from FY22 have been carried over to FY23. This enables Project Access programs to continue expansion efforts.

**Figure 17.** Care Coordination Encounters for FY 20 - FY22



*\*FY21 encounters are not comparable to previous years.*

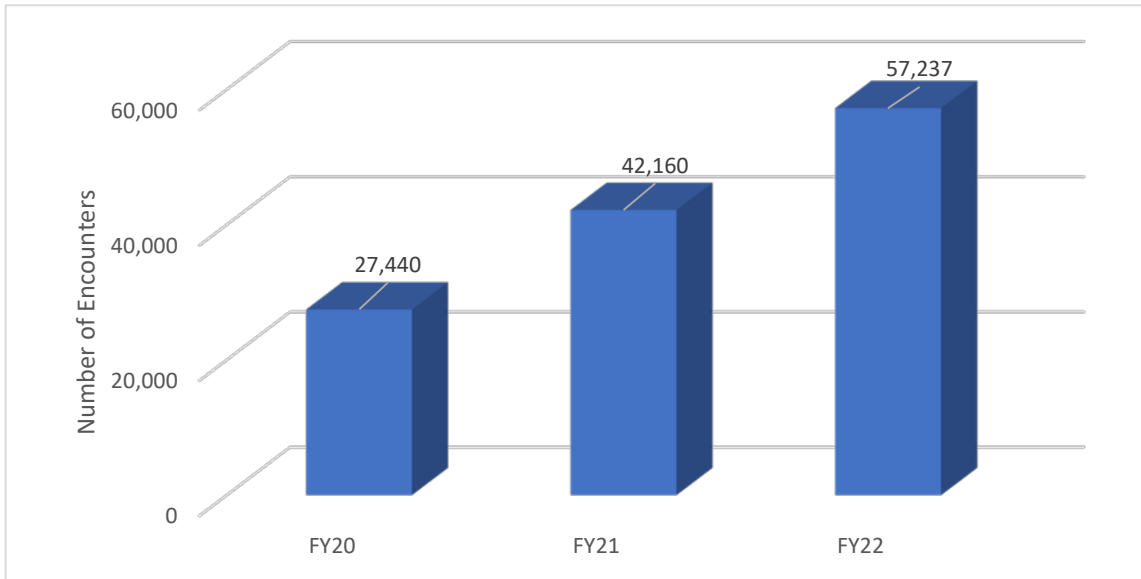
**Figure 18.** Total Unduplicated Patients Served by Project Access FY20 – FY22



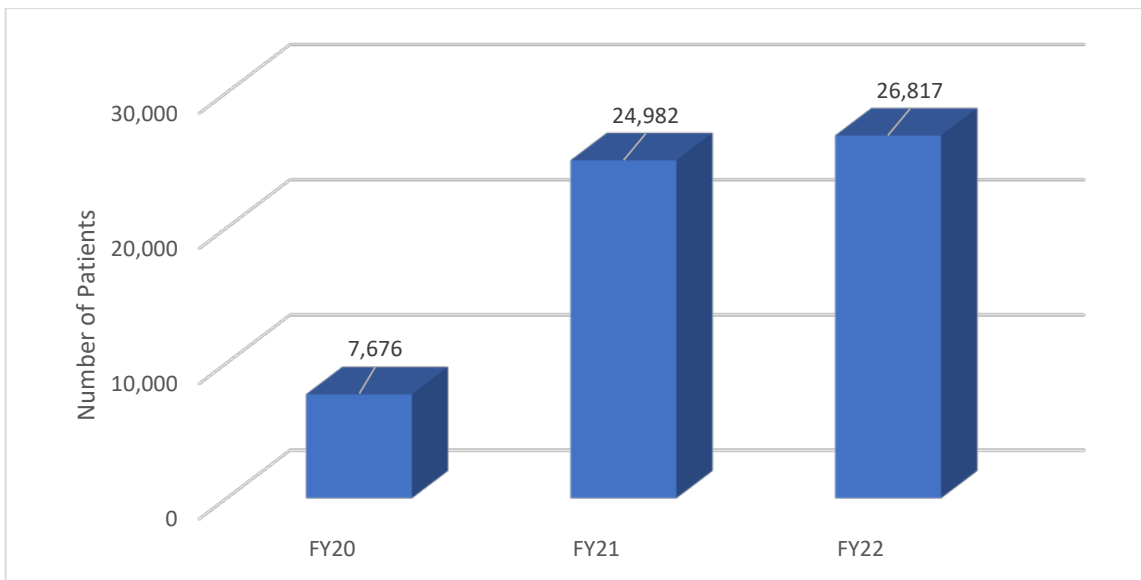
## **Oral Health Services**

In FY22, a total of 30 Primary Care Plus providers received \$2,994,256 in funding to support 57,237 oral health services for 26,817 uninsured adults 19 to 64 years of age (**Figure 19**). Uninsured dental patients increased by 7.3% from FY21 to FY22 (**Figure 20**).

**Figure 19. Total Dental Encounters served by CFB and FQHC Clinics FY20 – FY22**



**Figure 20. Unduplicated Dental Patients served by CFB and FQHC Clinics FY20-FY22**



In addition to the oral health services supported by the state Uninsured Adult Healthcare Safety Net funds, other public and non-profit organizations provide a variety of dental services for uninsured Tennesseans.

Tennessee Department of Health's Oral Health Services (OHS) provides programs for the prevention of oral disease and education of the public regarding the value of good oral health. In addition, the program identifies those without access to dental care and attempts to assure basic care, as well as care for acute dental conditions. OHS is expanding recruitment and retention efforts across the state. This includes offering staff incentives such as sign-on bonuses, student loan repayment options, and partnering with dental schools for student rotations.

Forty-six Local Health Department facilities provide emergency dental services to uninsured adults in 45 of Tennessee's 95 counties. The Metro Public Health Department in Davidson County also offers emergency dental services, while the Shelby County Health Department provides emergency dental services for adults and comprehensive dental services for individuals less than 21 years old. The 30 LHD dental clinics provided 17,149 encounters to 9,671 patients.

### **SMILE ON 60+**

SMILE ON 60+ is an innovative, statewide initiative with the goal of improving the overall health and quality of life of low-income, mobile seniors aged 60 and older through access to oral healthcare services and oral health community education. Since SMILE ON 60+ began providing care in August of 2018, individuals from 94 counties accessed care through the network.

SMILE ON 60+ evaluated, educated, and navigated older adults into safety net clinic dental homes and then helped them with transportation and the cost of care. As the lead agency of SMILE ON 60+, Interfaith Dental built a statewide network of care for older adults and thus transformed the oral health landscape for older adults in Tennessee. The network includes 22 partners in 32 locations.

SMILE ON 60+ began with funding from by the chancery court of TN through the Senior/Elder Trust. Funding for the program was exhausted March 30, 2022.

Lawrence County and Maury County Health Departments were added in the second year of the program and provided direct care to 20 new unduplicated adult patients, completing 231 patient visits during FY22. During the length of the entire program, Lawrence County and

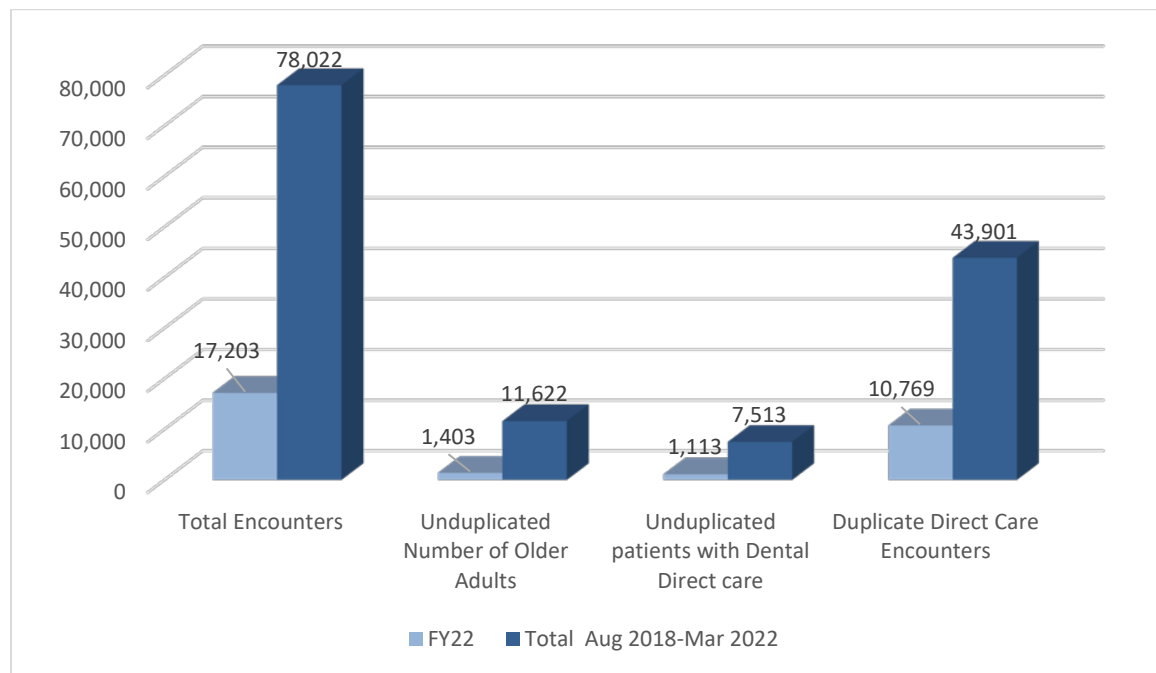
Maury County Health Departments provided direct care to 199 unduplicated adult patients, completing 974 patient visits.

Referral, education, and case management services were provided to individuals from all counties in the state and managed through the program hotline and regional Community Dental Health Coordinators. Additionally, providers were present in all regions throughout the state.

While clinics faced huge demand for the services, staffing the dental clinics to capacity was a challenge, particularly in rural areas. After the onset of the COVID pandemic, people left the workforce temporarily due to health and caregiving challenges, and volunteers decreased as they had to manage their own practices. It took time for clinics to ramp back up and when they did, patients' oral health had gone backwards and those receiving care through SMILE ON 60+ required more visits to achieve health than projected.

Our data revealed that cost and/or lack of insurance was the most common barrier preventing older adults from finding a dental home. By offering care at a \$25 per visit cost, SMILE ON 60+ helped remove that barrier and 82% of our patients visited their dental home clinic 2 or more times.

**Figure 21.** SMILE ON 60+ Encounters





## **Tennessee State Oral Health Plan**

The 2022 Edition of the Tennessee State Oral Health Plan is the second edition of the state's five-year statewide, comprehensive oral health plan. Building on Tennessee's long-standing commitment to improving oral health in Tennessee, the 2022 Tennessee State Oral Health Plan details how the Tennessee Department of Health is working to improve dental care access and expand Tennessee's dental care workforce. Additionally, the Plan includes recommendations that serve as a guide for the

Department's work in improving oral health. Recommendations focus on four key areas:

1. Access to Care
2. Oral Health Education and Advocacy
3. Prevention of Oral Disease
4. Oral Health Resources and Workforce

The plan can be found\* at <https://www.tn.gov/health/health-program-areas/oralhealth/state-oral-health-plan.html>. The plan also includes the Healthy Smile Initiative, a public-private partnership supported by the Governor's Office and funded by the General Assembly to expand dental and dental hygienist training in the state, to expand safety net dental resource, and clinical placement of future dental workforce in rural and underserved areas of the state.

During Fiscal Year 2022 the Tennessee Oral Health Data source grid was updated. The data source grid provides information and instructions for accessing resources for dental care, preventive services, and various surveillance systems at the state and national level. The oral health grid is located on the department's website at <https://www.tn.gov/health/health-programareas/oralhealth/state-oral-health-plan/oral-%20health-resources-%20and-workforce-updates/oral-healthdata-resources.html>

The interactive Dental Care for Tennesseans Map was updated. The Dental Care for Tennesseans map lists dental and health clinics across the state. These clinics help connect families to dental care. Some clinics may charge a lower fee. Dental services may be dental treatment, dental referrals, or a voucher (coupon) program. The map is located on the website at <https://www.tn.gov/health/health-program-areas/oralhealth/dental-care-for-tennesseans.html> Oral Health Services information on dental resources is also available on the MyTN app. MyTN is a mobile application providing personalized service delivery to Tennesseans through technology solutions. The website with information regarding MyTN is <https://www.tn.gov/mytn.html>.

# Access to Health Care in Tennessee

To collect and assess Health Care Access data, the Tennessee Department of Health's SORH conducted a statewide Census of Primary Care Providers. The Census data is used to determine the ratio of the population to primary care providers, or the number of individuals expecting to be served by one provider in a county. The statewide list of providers is compiled using primary care census data from the previous year and the current list of Tennessee licensed providers. The survey scope is physicians, advanced practice nurses, and physician assistants practicing family practice, general practice, pediatrics, general internal medicine, public health, obstetrics, gynecology, or OB/GYN in an outpatient setting. The survey is sent to individual providers and collected via mail, electronic questionnaires, and phone interviews. Multiple attempts are made to collect data from each provider, so the shortage designations are as accurate as possible. Due to contributing factors such as outdated licenses, incomplete questionnaires, lack of responses, and invalid practice locations, estimations are then determined from previous cycle data or an average of other providers in the area.

The final data is computed from each provider's Full-Time Equivalent (FTE). One FTE is calculated at direct patient care divided by 40 hours weekly, anything less is considered a partial FTE, rounded to the nearest tenth. For each county or Rational Service Area (RSA), the FTEs are summed and compared to the appropriate population of the county or RSA. The FTE of an area will be equal to or less than the number of providers in the area since no provider may have an FTE greater than one, despite seeing patients for more than 40 hours weekly. The provider to population data collected from the census is shown by county with a corresponding map in **Appendix 4**. Counties represented on the maps in the none or worst category are listed in the table as "None identified" which means either no provider in that area or insufficient responses for that county. The ratio of primary care population to provider ratio is shown in **Appendix 5**.

## ***Provider Shortage Areas***

Federally designated Health Professional Shortage Areas and state-designated Health Resources Shortage Areas identify communities underserved by health professionals. Health Professional Shortage Area is a county or parts of a county (such as a census tract), or public facility recognized as meeting or exceeding the standards of need for certain services and must meet or exceed the following thresholds.

- For a Geographic designation, the population-to-physician ratio is greater than 3,500:1.
- For a Population designation, a segment of the population experiencing barriers to care has a population- to-physician ratio that is greater than 3,000:1.
- For a Facility designation, a public or private nonprofit medical facility is providing primary medical care services to an area or population group designated as having a shortage of primary care professionals, and the facility has insufficient capacity to meet the primary care needs of that area or population group. A community health center or homeless clinic is an example of such a designation.

Ninety-three of ninety-five counties in Tennessee contain designated shortage areas for primary medical care, dental and/or mental health services. **Appendix 4** represents the thirty counties with the worst population to provider ratios.

### ***TennCare Providers***

The population to provider ratio associated with access to a TennCare provider represents the number of TennCare Enrollees in the general population served by one primary care TennCare provider in a county. TennCare providers are defined as physicians, advanced practice nurses and physician assistants providing family and general practice, internal medicine, obstetrics, and pediatric health care. Very few providers accept 100% TennCare patients, so the FTEs are usually partials, computed from the percentage of the hours spent in direct patient care.

### ***Oral Health Providers***

Access to oral health services is an important contributor to health and wellbeing, yet many counties across the state are without dental providers. Six counties in Tennessee have no dental providers: Grundy, Houston, Lake, Meigs, Pickett, Van Buren counties. According to the latest *America's Health Rankings® Annual Report*, Tennessee has 48.6 dentists for every 100,000 residents, compared to the nationwide rate of 62.3 dentists per 100,000 residents, ranking Tennessee 45th among the 50 states<sup>1</sup>.

## ***Obstetric Providers***

The worst primary care workforce shortages are in the field of Obstetrics. Ten Tennessee counties have zero obstetric providers. The population-to-provider ratio associated with access to an Obstetric provider represents the county population of women of childbearing age (15-44 years) served by one Obstetric provides. This is defined as physicians, advanced practice nurses, physician assistants, or certified nurse mid-wives who specialize in obstetrical care, or provide prenatal services and delivery, and clinicians who may provide obstetric services in addition to practicing in other patient care specialty areas. The population to obstetric provider ratio for each county is shown in **Appendix 5: Table 3, Figure 3**.

## ***Pediatric Providers***

The population-to-provider ratio associated with access to a Pediatric provider represents the number of children 0-18 years of age served by one pediatric provider in a county. This is defined as physicians, advanced practice nurses, or physician assistants with specialties in pediatrics or general pediatric care including those clinicians who may provide family and general practice in addition to pediatric health care. The population to pediatric provider ratio for each county is shown in **Appendix 5: Table 4, Figure 4**.

## ***Mental Health Providers***

According to the latest *America's Health Rankings® Annual Report*, Tennessee is ranked 45th among the 50 states for access to mental health professionals (psychiatrists, psychologists, licensed clinical social workers, counselors, marriage and family therapists, substance abuse treatment counselors, and advanced practice nurses and physician assistants specializing in mental health care), with 173.4 rate of mental health providers per 100,000 residents, far more than the national rate of 284.3 mental health providers per 100,000 residents<sup>1</sup>.

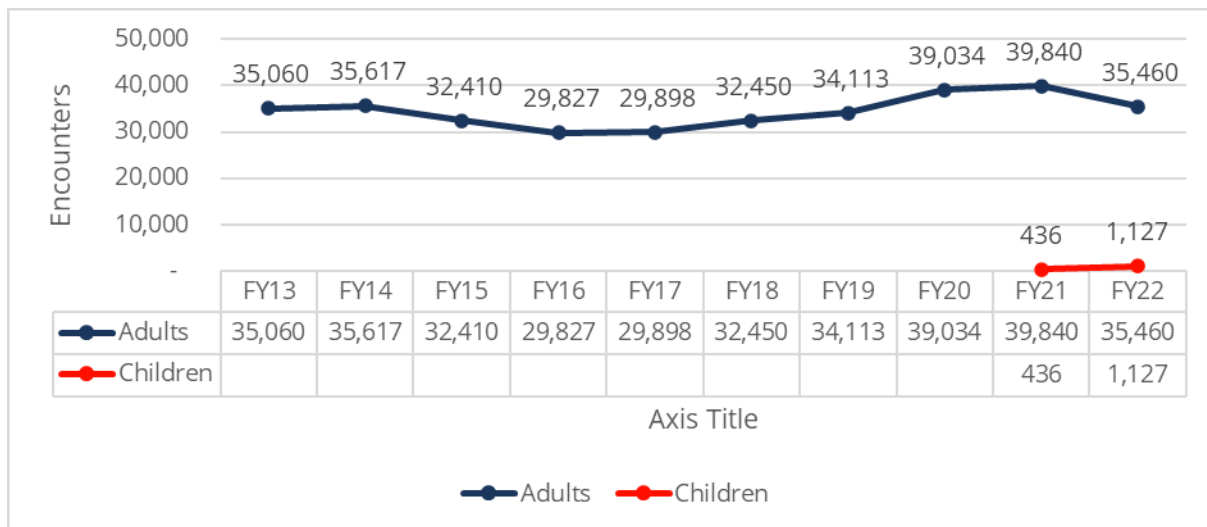
# **Behavioral Health Safety Net Program**

The Tennessee Department of Mental Health and Substance Abuse Services (TDMHSAS) administers the Tennessee Behavioral Health Safety Net (BHSN) Program. The program was initiated in 2005 as the Mental Health Safety Net with funding authorized by the

Tennessee General Assembly through Tennessee Public Chapter No. 474 and Section 59 of the Tennessee Appropriations Act of 2005. The BHSN Program provides essential outpatient mental health services to uninsured adult Tennesseans and uninsured/underinsured Tennessee children who meet program eligibility criteria through network of 15 BHSN Community Providers. Essential services include assessment, evaluation, diagnostic and therapeutic intervention, case management, transportation, peer support services, psychosocial rehabilitation services, psychiatric medication management, labs related to medication management, and pharmacy assistance and coordination. BHSN Providers serve eligible Tennesseans no matter which county they reside.

The BHSN Program serves Tennessee residents in all 95 counties. For Adults, there are 145 physical locations across 78 counties, with 61 of those counties being rural. For Children, there are 130 across 78 counties, with 61 of those counties being rural. Telehealth is significantly utilized for BHSN services, with 21% of BHSN services offered via telehealth in FY22.

**Figure 22.** Behavioral Health Safety Net Program Encounters



Despite the continued BHSN successes, as with most areas of healthcare across the country, workforce issues related to recruitment and retention within Tennessee’s public behavioral health system have been a challenge. In FY22, through the generosity of Governor Bill Lee and the Legislature, TDMHSAS was able to increase seven (7) BHSN service rates to align with TennCare averages. These increases have supported cost-of-living salary adjustments for BHSN Provider staff and are assisting in addressing public

behavioral health workforce shortages. TDMHSAS will continue to explore future opportunities for incentivizing and building out the behavioral health workforce.

Over the last three fiscal years, TDMSHAS has been partnering with the State's Strategic Technology Solutions (STS) to modernize the BHSN System, a database supporting both BHSN enrollment and BHSN billing. In FY22, the final phase of this modernization involved the billing infrastructure and its completion greatly improve program efficiencies for TDMSHAS and for the BHSN Provider Network.

## Special Populations

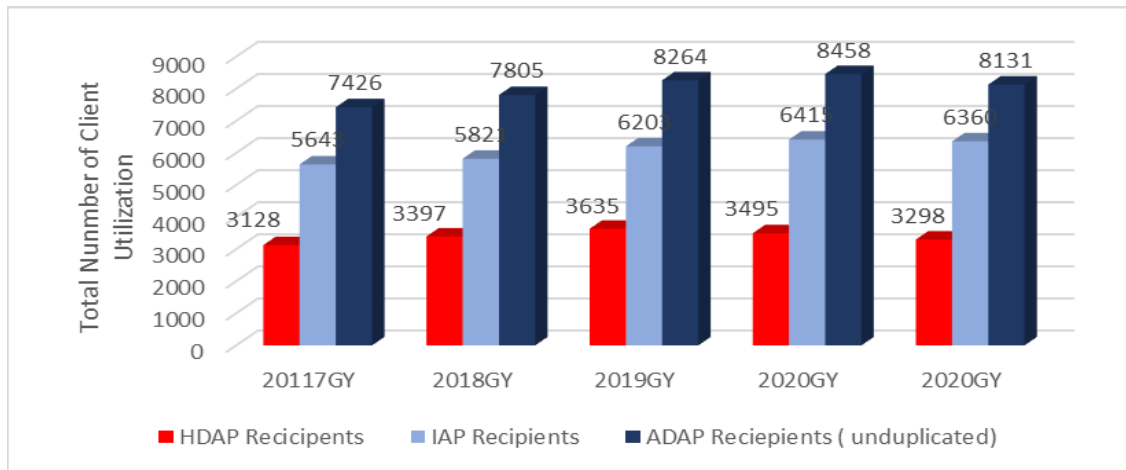
### ***Ryan White Part B Enrollment***

The Tennessee Department of Health jointly administers the Ryan White Part B program, with the Department of Health and Human Services. The Ryan White Program acts as a payer of last resort. Through revenue streams gained from federal grants and qualifying pharmaceutical rebates, the Ryan White Part B program provides HIV services for eligible clients, who have incomes up to 400 percent of the federal poverty levels. Some of the key services provided by the Ryan White Part B program to eligible clients include: 1) the Insurance Assistance Program (IAP), which covers insurance premiums for outpatient medical care and prescriptions; 2) the HIV Drug Assistance Program (HDAP), which procures and directly delivers antiretroviral and other HIV treatment drugs to eligible clients that are uninsured; and 3) supporting a network of clinics, private practitioners, and health departments across the state that provide outpatient medical services to people living with HIV/AIDS. In FY22, the Ryan White Part B Program spent \$19.1 million to serve 10,700 clients.

**Figure 23** below provides an update on the number of clients the Tennessee Ryan White Part B program supports concerning IAP and HDAP services. The 8,131 clients in Tennessee

that receive IAP and HDAP services from the Ryan White program, account for 43 percent of Tennessee’s estimated 19,000 persons living with HIV/AIDS.

**Figure 23.** Ryan White Part B Clients' Utilization of the HIV Drug Assistance Program (HDAP) and Insurance Assistance Program (IAP)



## Children’s Special Services Program

The Children's Special Services (CSS) Program may provide coverage for comprehensive medical care and other non-medical resources for children with physical disabilities and special health care needs from birth to 21 years of age. Diagnostic and financial eligibility criteria must be met to participate in the program. The CSS program has two components: medical services and care coordination.

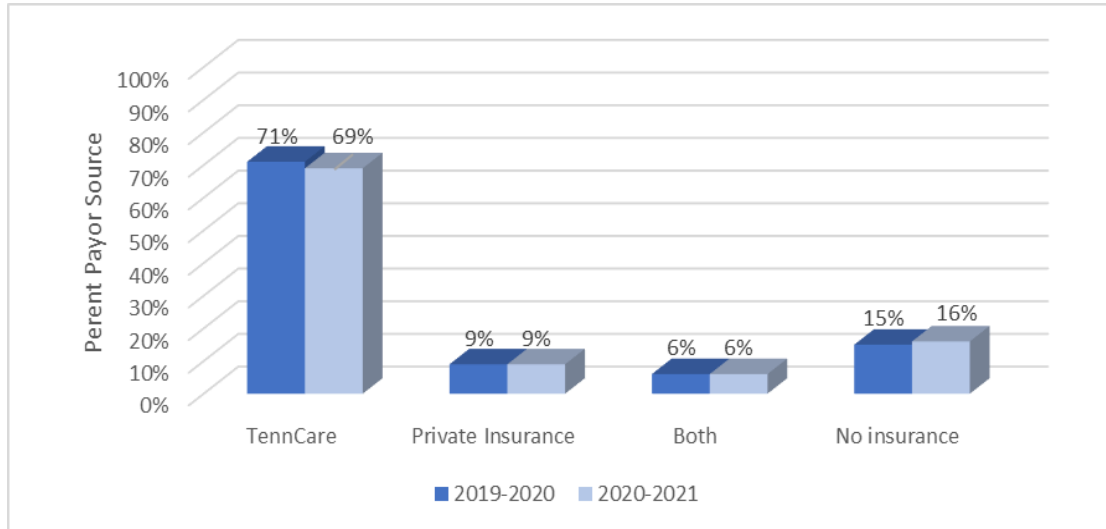
The medical services component provides for reimbursement of medical services, i.e., physician/clinic visits, hospitalizations, medical supplies, pharmaceuticals, durable medical equipment, and therapies for children who meet medical and financial eligibility requirements.

The care coordination component assists families of eligible children with coordinating primary and specialty care through the designated primary care physician and corresponding managed care organization networks. Care coordinators assist the family in accessing many services (educational, medical, social, transportation, support, and advocacy).

The CSS program is a critical gap -filling program supported by federal and state Maternal and Child Health Block Grant funds. It serves as both a payor of last resort for Children and Youth with Special Health Care Needs (CYSHCN) as well as a care coordination entity for

these families. Founded in 1919, CSS is governed by state statute, and departmental rules. Services are provided in all 95 counties through local and metropolitan health departments.

**Figure 24.** CSS Reimbursement for Medical Services by Payor Source FY20 – FY 21



## Current Issues and Priorities

The Tennessee Department of Health takes a comprehensive and collaborative approach to providing excellent healthcare services and increasing access to communities across the state. The approach is facilitated by the TDH Strategic Plan and strategic planning process, in coordination with the State Office of Rural Health and Health Access, and other stakeholders throughout the TDH.

As oral health services in Tennessee continue to be deficient and are one of TDH and Governor Bill Lee’s priorities, the Healthy Smiles Initiative was developed. It was the result of a working group of TDH and stakeholders to develop a comprehensive public-private partnership to broaden access to high-quality, low-cost dental care to Tennesseans. The goal of the Healthy Smiles Initiative is to increase access to dental care in Tennessee, particularly among rural and underserved populations.

These opportunities have allowed TDH to set up two dental expansion programs to increase access to dental care for senior adults and provide prosthodontics throughout Tennessee.



In addition, TDH will also be funding the Tennessee Dental Recruitment and Incentive Program to provide incentives to dentists, dental hygienists, and dental assistants with outstanding education loans in exchange for a practice obligation in an underserved area. A Community Dental Health Coordinator Training program will also be implemented to increase access to care by focusing on community-based prevention, care coordination, and patient navigation to help individuals get the dental health resources.

The devastation from the pandemic continues to affect workforce shortages across Tennessee. Individuals are more at ease with scheduling appointment and the demand is increasing but a severe shortage still exists with the demand even higher in rural populations due to an increase in chronic illness and the need for primary and specialty care.

Currently, TDH is working on additional strategies to increase recruitment and retention efforts to place primary, mental, and oral healthcare practitioners in shortage areas through the Tennessee Student Loan Repayment Program (TSLRP). Based on existing data and feedback from stakeholders in our small rural hospitals and Safety Net clinics, there has been an additional demand for nursing professionals. Historically TSLRP has not provided funding to Registered Nurses, but this additional funding is crucial to eliminating health disparities and placing providers in the most vulnerable, underserved communities.

## Final Thoughts

The Uninsured Adult Healthcare Safety Net fund helps to fulfill the mission of the Tennessee Department of Health to protect, promote, and improve the health and prosperity by enhancing equitable access to quality, affordable primary care, dental, behavioral health, and care coordination services for uninsured adults in Tennessee. Likewise, the Behavioral Health Safety Net advances the mission of the Tennessee Department of Mental Health and Substance Abuse Services to create collaborative pathways to resiliency, recovery and independence for Tennesseans living with mental illness and substance use disorders.

The Tennessee Department of Health is grateful to the commitment, hard work, and innovation of its partners and providers for their collaborative work to address the healthcare challenges together. Tennessee Department of Health also wants to acknowledge and recognize each of the dedicated professionals and volunteers at

community health centers, community and faith-based clinics, Project Access entities, community mental health agencies and local health departments with support from professional associations including the Tennessee Primary Care Association, the Tennessee Charitable Care Network, the Tennessee Association of Mental Health Organizations, and many others. The greatest strength of the Uninsured Adult Healthcare Safety Net Program is the dedicated workforce and their ability to provide, sustain, and increase healthcare services for the most vulnerable Tennesseans. Additionally, we appreciate Tennessee Governor Bill Lee and members of the Tennessee General Assembly for supporting the expansion of safety net programs to meet the needs of rural Tennesseans, remove the barriers to care, and work to overcome the ongoing challenges to promote access to quality and equitable health care in Tennessee.

## Glossary of Terms

**Behavioral Health Safety Net** - Pursuant to Tenn. Code Ann. § 71-5-148, the behavioral health safety net fund provides support for community-based providers of behavioral health services to seriously and persistently mentally ill adults who are uninsured and lack financial resources to secure behavioral health care.

**Census of Primary Care Providers** - A census that is conducted annually by the Tennessee Department of Health State Office of Rural Health and Health Access for 4 categories of healthcare providers: Primary Care, Obstetrics, Pediatrics, and TennCare. The Census collects full-time equivalents data for Physicians and Mid-level Providers (advance practice nurses and physician assistants). The purpose of the Census is to determine the ratios of population to healthcare providers in order to accurately identify Health Resource Shortage Areas in the state.

**Federally Qualified Health Center (FQHC)** - Federally Qualified Health Centers are public and private non-profit clinics that meet certain criteria under the Medicare and Medicaid programs and receive federal grant funds under the Health Center Program, established as Section 330 of the Public Health Service Act (PHSA). Some target specially defined populations such as migrant and seasonal farmworkers or homeless persons, while others target a general community and are commonly referred to as “community health centers.” These facilities meet the requirements of 42 U.S.C. § 1396d(l)(2)(B) and 42 U.S.C. § 254b. Applications to be designated as an FQHC are considered only when additional funding becomes available.

**Health Care Safety Net for Uninsured** - Pursuant to Tenn. Code Ann. §71-5-148(a) the health care safety net program provides funding in support of medical and dental assistance to uninsured adults, 19-64 years of ages.

**Health Care Services** - As applied to FQHCs by Tenn. Code Ann. § 71-5-148(2) means the same as “Primary Care” and “Required Primary Health Services” and “Behavioral Consultations” as applied to FQHCs by 42 U.S.C. § 254b and incorporated in 42 U.S.C. § 1396d(l)(2)(B).

**Health Professional Shortage Area (HPSA)** - Federally designated county, parts of a county (such as a census tract), or public facility recognized as meeting or exceeding the standards

of need for certain services. Primary care HPSA status is a national measure used to denote difficulties in access to care. A HPSA must meet or exceed the following thresholds:

- For a Geographic designation, the population-to-physician ratio is greater than 3,500:1.
- For a Population designation, a segment of the population experiencing barriers to care has a population- to- physician ratio that is greater than 3,000:1.
- For a Facility designation, a public or private nonprofit medical facility is providing primary medical care services to an area or population group designated as having a shortage of primary care professionals, and the facility has insufficient capacity to meet the primary care needs of that area or population group. A community health center or homeless clinic is an example of such a designation.

**Medical Encounter** - A day on which a primary care provider meets with an uninsured adult regardless of the number of procedures performed or the number of primary care providers who see the uninsured adult.

**Primary Care Provider or PCP** - A physician (MD or DO), licensed psychologist, licensed clinical social worker (LCSW), advanced practice nurse (APN), licensed medical social worker (LMSW), psychiatric nurse specialist (PNS), certified nurse midwife, or physician assistant (PA) actively licensed to practice in Tennessee.

**Sliding Scale** - Rates charged to an uninsured adult based on 42 U.S.C. § 254b(k)(3)(G) and 42 C.F.R. § 51c.303(f).

**Uninsured Adult** - A patient aged nineteen (19) through sixty-four (64) years who is uninsured pursuant to Tenn. Code Ann. §71-5-148(a).

## Appendix 1: Safety Net Primary Care and Project Access Locations

County	Facility	Address	City	Facility Type
Anderson	Free Medical Clinic of Oak Ridge	116 East Division Road	Oak Ridge	CFB
Anderson	Free Medical Clinic of Oak Ridge	1456 Briceville Highway	Briceville	CFB
Bedford	Community Clinic of Shelbyville and Bedford County, Inc.	200 Dover Street, Suite 203	Shelbyville	CFB
Bedford	Vanderbilt Integrated Primary Care Shelbyville	1612 Main St. Suite A & B	Shelbyville	CFB
Bedford	Vanderbilt Integrated Primary Care Unionville	3335 US-41 A North	Unionville	CFB
Bedford	Vanderbilt Integrated Primary Care Wartrace	507 Blackman Blvd W	Wartrace	CFB
Bradley	Karis Community Health	254 Broad Street SW	Cleveland	CFB
Claiborne	Servolution Health Services Inc	181 Powell Valley School Lane	SPEEDWELL	CFB
Coffee	Partners for Healing	109 W. Blackwell St	Tullahoma	CFB
Davidson	Faith Family Medical Center	326 21st Avenue N	Nashville	CFB
Davidson	Nashville General Hospital at MeHarry	1818 Albion Street	Nashville	CFB
Davidson	Saint Thomas Foundation - The Holy Family Health Center	4928 Edmondson Pike Ste 205	Nashville	CFB
Davidson	Saint Thomas Foundation (St Medical Partners Antioch)	3754 Murfreesboro Pike	Antioch	CFB
Davidson	Saint Thomas Foundation (St Thomas Health Foundation Maplewood High School Clinic)	401 B Walton Lane	Nashville	CFB
Davidson	Saint Thomas Health Foundation (West)	5201 Charlotte Pike	Nashville	CFB
Davidson	Siloam Health	820 Gale Ln	Nashville	CFB
Davidson	Siloam Health	2717 Murfreesboro Pike	Antioch	CFB
Dickson	Dickson Community Clinic	114 Hwy 70 E. Suite a-5	Dickson	CFB
Hamblen	Helping Hands Clinic, Inc	1111 Watercrest street	Morristown	CFB
Hamilton	Hamilton County Government	5623 Highway 60	Birchwood	CFB
Hamilton	Memorial Health Partners Foundation, Inc.	3905 Hixson Pike, Suite 103	Chattanooga	CFB
Hamilton	Volunteers in Medicine Chattanooga, Inc.	5705 Marlin Road, Suite 1400	Chattanooga	CFB
Hawkins	Church Hill Medical Mission (Of One Accord)	401 Richmond Street	Church Hill	CFB
Johnson	East Tennessee State University (through its College of Nursing, Mountain City Extended Hours Health Clinic)	1901 South Shady Street	Mountain City	CFB
Knox	InterFaith Health Clinic	315 Gill Ave.	Knoxville	CFB
Knox	St. Mary's Legacy Clinic	805 S Northshore Dr.	Knoxville	CFB
Knox	The Free Medical Clinic	6209 Chapman Hwy	Knoxville	CFB
McMinn	Good Faith Clinic, Inc.	18 S. Congress Parkway	Athens	CFB
Roane	Free Medical Clinic of Oak Ridge	521 Devonia Street	Harriman	CFB

Rutherford	Saint Thomas Rutherford Foundation (STMP-Saint Louise Family Medicine Center)	1020 North Highland Ave, Suite A	Murfreesboro	CFB
Sevier	Mountain Hope Good Shepherd Clinic, Inc.	312 Prince Street	Sevierville	CFB
Shelby	Baptist Memorial Hospital Foundation	2595 Central	Memphis	CFB
Shelby	Church Health Center of Memphis, Inc.	1350 Concourse Avenue, Suite 142	Memphis	CFB
Shelby	Your Community Health and Wellness Center	1087 Alice Avenue	Memphis	CFB
Sullivan	Crossroads Medical Mission	300 W. Valley Drive	Bristol	CFB
Sullivan	Friends In Need Health Center	1105 W. Stone Dr. Suite 5	Kingsport	CFB
Sullivan	Healing Hands Health Center	245 Midway Medical Park	Bristol	CFB
Sullivan	Providence Medical Clinic of Kingsport	441 Clay Street	Kingsport	CFB
Sumner	Salvus Center, Inc.	556 Hartsville Pike, Suite 200	Gallatin	CFB
Van Buren	Cumberland Family Care, PC - Van Buren	817 College St.	Spencer	CFB
White	Cumberland Family Care, PC - Sparta	457 Vista Dr.	Sparta	CFB
Wilson	Charis Health Center	2620 N Mt Juliet Rd	Mt. Juliet	CFB
Sullivan	Rural Health Services Consortium Inc.	229 Hwy 19-E	Bluff City	Non-LHD FQHC
Sullivan	Rural Health Services Consortium Inc.	737 East Sevier St	Kingsport	Non-LHD FQHC
Anderson	Cherokee Health Systems	1107 N. Charles G. Seivers Blvd, Ste 101	Clinton	Non-LHD FQHC
Bedford	Rutherford County Primary Care dba Primary Care & Hope Clinic	1701 N Main Street Suite C	Shelbyville	Non-LHD FQHC
Bledsoe	Ocoee Regional Health Corporation	3625 Main Street	Pikeville	Non-LHD FQHC
Blount	Cherokee Health Systems	255 East Watt Street	Alcoa	Non-LHD FQHC
Bradley	Ocoee Regional Health Corporation	2020 Westland Dr SW	Cleveland	Non-LHD FQHC
Campbell	Community Health of East Tennessee, Inc	130 Independence Lane	Lafollette	Non-LHD FQHC
Campbell	Dayspring Health Inc	550 Sunset TRL	Jellico	Non-LHD FQHC
Cannon	TDH - Upper Cumberland Primary Care Project	106 Alexander Drive	Woodbury	Non-LHD FQHC
Carter	Rural Health Services Consortium Inc.	152 Hwy 143	Roan Mountain	Non-LHD FQHC
Chester	Hardeman County Community Health Center	1132 Industrial Drive	Henderson	Non-LHD FQHC
Claiborne	Cherokee Health Systems	1596 Hwy 33 South	New Tazewell	Non-LHD FQHC
Clay	TDH - Upper Cumberland Primary Care Project	115 Guffey Street	Celina	Non-LHD FQHC
Cocke	Cherokee Health Systems	215 Hedrick Drive	Newport	Non-LHD FQHC
Cocke	Rural Medical Services, Inc.	103 Wilton Springs Road	Newport	Non-LHD FQHC
Cocke	Rural Medical Services, Inc.	4261 Big Creek Road	Hartford	Non-LHD FQHC
Cocke	Rural Medical Services, Inc.	229 Hedrick Drive	Newport	Non-LHD FQHC
Cocke	Rural Medical Services, Inc.	111 Mockingbird Ave	Parrottsville	Non-LHD FQHC

Cumberland	TDH - Upper Cumberland Primary Care Project	1503 South Main Street	Crossville	Non-LHD FQHC
Davidson	Matthew Walker Comprehensive Health Center	1035 14TH AVENUE NORTH	Nashville	Non-LHD FQHC
Davidson	University Community Health Services, Inc.	6130 Nolensville Pike	Nashville	Non-LHD FQHC
Davidson	University Community Health Services, Inc.	2637 Murfreesboro Pike	Nashville	Non-LHD FQHC
Davidson	University Community Health Services, Inc.	601 Benton Ave	Nashville	Non-LHD FQHC
Davidson	University Community Health Services, Inc.	601 Benton Ave	Nashville	Non-LHD FQHC
Dekalb	TDH - Upper Cumberland Primary Care Project	254 Tiger Drive	Smithville	Non-LHD FQHC
Fayette	Memphis Health Center	4940 Highway 57	Rossville	Non-LHD FQHC
Fentress	TDH - Upper Cumberland Primary Care Project	240 Colonial Circle, Suite A	Jamestown	Non-LHD FQHC
Gibson	TDH - Gibson County Community Health Center	1250 Manufacturer's Row	Trenton	Non-LHD FQHC
Grainger	Cherokee Health Systems	800 Rutledge Pike	Blaine	Non-LHD FQHC
Grainger	Cherokee Health Systems	7719 Hwy 131	Washburn	Non-LHD FQHC
Greene	Rural Health Services Consortium Inc.	580 Van Hill Rd	Greeneville	Non-LHD FQHC
Greene	Rural Health Services Consortium Inc.	2994 Camp Creek Rd	Camp Creek	Non-LHD FQHC
Grundy	Ocoee Regional Health Corporation	10120 Tennessee 56	Coalmont	Non-LHD FQHC
Hamblen	Cherokee Health Systems	815 West 5th North St	Morristown	Non-LHD FQHC
Hamilton	Chattanooga Cares Inc. dba Cempa Community Care	4001 Rossville Blvd	Chattanooga	Non-LHD FQHC
Hamilton	Chattanooga Cares Inc. dba Cempa Community Care	1000 E 3rd Street Suite 300	Chattanooga	Non-LHD FQHC
Hamilton	Chattanooga Hamilton Co Hospital Authority dba Erlanger Health System	1200 Dodson Avenue	Chattanooga	Non-LHD FQHC
Hamilton	Cherokee Health Systems	5600 Brainerd Road, Ste A-4	Chattanooga	Non-LHD FQHC
Hamilton	Hamilton County Government Birchwood	730 E 11th Street	Chattanooga	Non-LHD FQHC
Hancock	East Tennessee State University	373 Wahoo Road	Sneedville	Non-LHD FQHC
Hancock	East Tennessee State University	2700 Main Street	Sneedville	Non-LHD FQHC
Hancock	Rural Health Services Consortium Inc.	1861 Main St	Sneedville	Non-LHD FQHC
Hardeman	Hardeman County Community Health Center	629 Nuckolls Road	Bolivar	Non-LHD FQHC
Hardeman	Hardeman County Community Health Center	445 Nuckolls Road	Bolivar	Non-LHD FQHC
Hardin	Hardin County Regional Health Center dba Lifespan Health	765 Florence Rd.	Savannah	Non-LHD FQHC
Hardin	Hardin County Regional Health Center dba Lifespan Health	150 East End Dr	Savannah	Non-LHD FQHC
Hardin	Hardin County Regional Health Center dba Lifespan Health	175 Enoch Blvd	Savannah	Non-LHD FQHC
Hawkins	Rural Health Services Consortium Inc.	260 US-11E	Bulls Gap	Non-LHD FQHC

Hawkins	Rural Health Services Consortium Inc.	4307 Hwy 66S	Rogersville	Non-LHD FQHC
Haywood	Hardeman County Community Health Center	17 1st Street East	Stanton	Non-LHD FQHC
Jackson	TDH - Upper Cumberland Primary Care Project	600 North Murray St	Gainesboro	Non-LHD FQHC
Jefferson	Rural Medical Services, Inc.	3222 Chestnut Hill School Rd	Dandridge	Non-LHD FQHC
Johnson	Rural Health Services Consortium Inc.	222 Oak St.	Mountain City	Non-LHD FQHC
Knox	Cherokee Health Systems	538 W. 5th Ave	Knoxville	Non-LHD FQHC
Knox	Cherokee Health Systems	2240 Sutherland Ave	Knoxville	Non-LHD FQHC
Knox	Cherokee Health Systems	2202 Martin Luther King Jr. Ave	Knoxville	Non-LHD FQHC
Knox	Cherokee Health Systems	1754 Texas Ave	Knoxville	Non-LHD FQHC
Knox	Cherokee Health Systems	7714 Connor Road, Ste 105	Powell	Non-LHD FQHC
Knox	Cherokee Health Systems	2018 Western Ave	Knoxville	Non-LHD FQHC
Lake	Citizens of Lake County for Health Care Inc.	710 Carl Perkins Parkway	Tiptonville	Non-LHD FQHC
Lake	Citizens of Lake County for Health Care Inc.	130 North Main	Ridgely	Non-LHD FQHC
Lauderdale	Citizens of Lake County for Health Care Inc.	317 Cleveland St	Ripley	Non-LHD FQHC
Lewis	Maury Regional Medical Center dba Lewis Health Center	617 W. Main Street	Hohenwald	Non-LHD FQHC
Loudon	Cherokee Health Systems	501 Adesa Blvd., Ste A-150	Lenoir City	Non-LHD FQHC
Macon	Hope Family Health Services	10427 Hwy 52W	Westmoreland	Non-LHD FQHC
Macon	TDH - Upper Cumberland Primary Care Project	601 TN-52 Scenic	Lafayette	Non-LHD FQHC
Madison	Christ Community Health Services	655 Lexington Ave	Jackson	Non-LHD FQHC
Marshall	Mercy Health Services, Inc.	122 E Commerce St	Lewisburg	Non-LHD FQHC
McMinn	Cherokee Health Systems	3360 Highway 411 North	Englewood	Non-LHD FQHC
McNairy	Hardin County Regional Health Center dba Lifespan Health	726 East Main Street	Adamsville	Non-LHD FQHC
McNairy	Hardin County Regional Health Center dba Lifespan Health	181 S Y Square	Selmer	Non-LHD FQHC
Meigs	Ocoee Regional Health Corporation	305 River Road	Decatur	Non-LHD FQHC
Monroe	Chota Community Health Services	1206 Hwy 411	Vonore	Non-LHD FQHC
Monroe	Chota Community Health Services	4798 Ney Hwy 68	Madisonville	Non-LHD FQHC
Monroe	Chota Community Health Services	412 Hunt St	Tellico Plains	Non-LHD FQHC
Montgomery	Matthew Walker Comprehensive Health Center	230 Dover Rd	Clarksville	Non-LHD FQHC
Morgan	Morgan County Medical Center	224 Old Mill Rd.	Wartburg	Non-LHD FQHC
Obion	Citizens of Lake County for Health Care Inc.	321 East Harper St	Troy	Non-LHD FQHC
Overton	TDH - Upper Cumberland Primary Care Project	5880 Bradford-Hicks Drive	Livingston	Non-LHD FQHC
Perry	Perry County Medical Center, Inc. DBA Three Rivers Community Health Group	115 East Brooklyn Street	Linden	Non-LHD FQHC



Pickett	TDH - Upper Cumberland Primary Care Project	1013 Woodlawn Drive	Byrdstown	Non-LHD FQHC
Polk	Ocoee Regional Health Corporation	6784 HWY 411	Benton	Non-LHD FQHC
Putnam	TDH - Upper Cumberland Primary Care Project	701 County Services Drive	Cookeville	Non-LHD FQHC
Rhea	Ocoee Regional Health Corporation	8850 Rhea County HWY	Dayton	Non-LHD FQHC
Rutherford	Matthew Walker Comprehensive Health Center	739 President Place	Smyrna	Non-LHD FQHC
Rutherford	Rutherford County Primary Care dba Primary Care & Hope Clinic	608 S. Hancock Street	Murfreesboro	Non-LHD FQHC
Rutherford	Rutherford County Primary Care dba Primary Care & Hope Clinic	351 Quecreek Circle	Smyrna	Non-LHD FQHC
Rutherford	Rutherford County Primary Care dba Primary Care & Hope Clinic	1453 Hope Way	Murfreesboro	Non-LHD FQHC
Scott	MOUNTAIN PEOPLE'S HEALTH COUNCILS, INC.	470 Industrial Lane	Oneida	Non-LHD FQHC
Sevier	Cherokee Health Systems	10731 Chapman Hwy	Seymour	Non-LHD FQHC
Shelby	Cherokee Health Systems	2146 Frayser Blvd	Memphis	Non-LHD FQHC
Shelby	Christ Community Health Services	2861 Broad Avenue	Memphis	Non-LHD FQHC
Shelby	Christ Community Health Services	3362 South Third St.	Memphis	Non-LHD FQHC
Shelby	Christ Community Health Services	3481 Austin Peay Highway	Memphis	Non-LHD FQHC
Shelby	Christ Community Health Services	2569 Douglass Ave	Memphis	Non-LHD FQHC
Shelby	Christ Community Health Services	5366 Mendenhall Mall Road	Memphis	Non-LHD FQHC
Shelby	Christ Community Health Services	3206 Poplar Ave	Memphis	Non-LHD FQHC
Shelby	Christ Community Health Services	1325 Jefferson Ave	Memphis	Non-LHD FQHC
Shelby	Christ Community Health Services	4350 Chuck Ave	Memphis	Non-LHD FQHC
Shelby	Christ Community Health Services	4480 Westmont Rd	Memphis	Non-LHD FQHC
Shelby	Christ Community Health Services	969 Frayser Blvd	Memphis	Non-LHD FQHC
Shelby	Memphis Health Center	4593 Elvis Presley BLVD, Suite 101	Memphis	Non-LHD FQHC
Shelby	Memphis Health Center	360 E. H. Crump Blvd	Memphis	Non-LHD FQHC
Smith	TDH - Upper Cumberland Primary Care Project	251 Joy Alford Way	Carthage	Non-LHD FQHC
Stewart	TDH - Stewart County Community Medical Center	1021 Spring St	Dover	Non-LHD FQHC
Sumner	Hope Family Health Services	1124 New Highway 52E	Westmoreland	Non-LHD FQHC
Unicoi	Rural Health Services Consortium Inc.	1826 North Main Ave	Erwin	Non-LHD FQHC
Union	Cherokee Health Systems	4330 Maynardville Hwy	Maynardville	Non-LHD FQHC
Van Buren	TDH - Upper Cumberland Primary Care Project	907 Old McMinnville Street	Spencer	Non-LHD FQHC
Warren	TDH - Upper Cumberland Primary Care Project	1401 Sparta Street	McMinnville	Non-LHD FQHC
Washington	East Tennessee State University	2151 Century Lane	Johnson City	Non-LHD FQHC
Washington	East Tennessee State University	202 W. Fairview Avenue	Johnson City	Non-LHD FQHC
Washington	Rural Health Services Consortium Inc.	105 Limestone Ruritan Rd	Limestone	Non-LHD FQHC
Washington	Rural Health Services Consortium Inc.	600 Boones Creek Rd	Jonesborough	Non-LHD FQHC

Wayne	Hardin County Regional Health Center dba Lifespan Health	207 Main Street	Clifton	Non-LHD FQHC
White	TDH - Upper Cumberland Primary Care Project	135 Walker Street	Sparta	Non-LHD FQHC
Williamson	Mercy Health Services, Inc.	1113 Murfreesboro Road, Suite 319	Franklin	Non-LHD FQHC
Scott	Scott Christian Care Center	101 Marcum Road	Oneida	CFB
Davidson	United Neighborhood	2711 Foster Avenue	Nashville	Non-LHD FQHC
Shelby	Tri-State Community Health Center	4041 Knight Arnold Rd., Suite 100	Memphis	Non-LHD FQHC
Anderson	Anderson County Health Department	710 N. Main Street, Suite A	Clinton	NON-FQHC
Bedford	Bedford County Health Department*	140 Dover Street	Shelbyville	NON-FQHC
Blount	Blount County Health Department	301 McGhee Street	Maryville	NON-FQHC
Bradley	Bradley County Health Department	201 Dooley Street SE	Cleveland	NON-FQHC
Cannon	Cannon County Health Department	106 Alexander Drive	Woodbury	Non-LHD FQHC
Carroll	Carroll County Health Department	633 High Street	Huntingdon	NON-FQHC
Carter	Carter County Health Department	403 East G Street	Elizabethton	NON-FQHC
Cheatham	Cheatham County Health Department	162 John Mayfield Dr., Ste. 200	Ashland City	NON-FQHC
Clay	Clay County Health Department	115 Guffey Street	Celina	Non-LHD FQHC
Crockett	Crockett County Health Department	209 North Bells Street	Alamo	NON-FQHC
Cumberland	Cumberland County Health Department	1503 S. Main St	Crossville	Non-LHD FQHC
DeKalb	DeKalb County Health Department	254 Tiger Drive	Smithville	Non-LHD FQHC
Dickson	Dickson County Health Department	301 West End Ave.	Dickson	NON-FQHC
Dickson	Dickson County Health Department (White Bluff)	200 School Rd.	White Bluff	NON-FQHC
Dyer	Dyer County Health Department	1755 Parr Avenue	Dyersburg	NON-FQHC
Fentress	Fentress County Health Department	240 Colonial Circle, Suite A	Jamestown	Non-LHD FQHC
Gibson	Gibson County Community Health Center (FQHC)	1250 Manufacturers	Row Trenton	Non-LHD FQHC
Greene	Greene County Health Department	810 W. Church Street	Greeneville	NON-FQHC
Grundy	Grundy County Health Department	1372 Main Street	Altamont	NON-FQHC
Hawkins	Hawkins County Health Department dba Church Hill	247 Silver Lake Road	Church Hill	NON-FQHC
Hawkins	Hawkins County Health Department - Rogersville	201 Park Blvd.	Rogersville	NON-FQHC
Henderson	Henderson	90 Rush Street	Lexington	NON-FQHC
Henry	Henry	803 Joy Street	Paris	NON-FQHC
Hickman	Hickman County Health Department	111 Murphree Avenue,	Centerville	NON-FQHC
Houston	Houston County Health Department	60 East Court Sq.	Erin	NON-FQHC
Humphreys	Humphreys County Health Department	725 Holly Ln.	Waverly	NON-FQHC
Jackson	Jackson County Health Department	600 N. Murray Street	Gainesboro	Non-LHD FQHC
Lauderdale	Lauderdale	500 Highway 51 South	Ripley	NON-FQHC

Lawrence	Lawrence County Health Department	2379 Buffalo Road,	Lawrenceburg	NON-FQHC
Macon	Macon County Health Department	601 Highway 52 By-Pass East	Lafayette	Non-LHD FQHC
Maury	Maury County Health Department	1909 Hampshire Pike	Columbia	NON-FQHC
McNairy	McNairy	725 East Poplar	Selmer	NON-FQHC
Meigs	Meigs County Health Department	389 River Road	Decatur	NON-FQHC
Montgomery	Montgomery County Health Department	330 Pageant Lane	Clarksville	NON-FQHC
Obion	Obion	1008 Mt. Zion Rd	Union City	NON-FQHC
Overton	Overton County Health Department	5880 Bradford-Hicks Drive	Livingston	Non-LHD FQHC
Pickett	Pickett County Health Department	1013 Woodlawn Drive	Byrdstown	Non-LHD FQHC
Putnam	Putnam County Health Department	701 County Services Rd.	Cookeville	Non-LHD FQHC
Roane	Roane County Health Department	1362 North Gateway Avenue	Rockwood	NON-FQHC
Robertson	Robertson County Health Department	800 South Brown St.	Springfield	NON-FQHC
Rutherford	Rutherford County Health Department	100 West Burton Street	Murfreesboro	NON-FQHC
Rutherford	Rutherford County Health Department (Smyrna)	108 David Collins Dr.	Smyrna	NON-FQHC
Sequatchie	Sequatchie County Health Department	16939 Rankin Ave. North	Dunlap	NON-FQHC
Sevier	Sevier County Health Department	719 Middle Creek	Sevierville	NON-FQHC
Smith	Smith County Health Department	251 Joy Alford Way	Carthage	Non-LHD FQHC
Stewart	Stewart County Health Department	1021 Spring St.	Dover	Non-LHD FQHC
Sumner	Sumner County Health Department	1005 Union School Rd.	Gallatin	NON-FQHC
Sumner	Sumner County Health Department (Hendersonville)	351 New Shackle Island Rd.	Hendersonville	NON-FQHC
Sumner	Sumner County Health Department (Portland)	214 West Longview Dr.	Portland	NON-FQHC
Tipton	Tipton	4700 Mueller Brass Road	Covington	NON-FQHC
Van Buren	Van Buren County Health Department	907 Old McMinnville Street	Spencer	Non-LHD FQHC
Warren	Warren County Health Department	1401 Sparta Street	McMinnville	Non-LHD FQHC
Washington	Washington County Health Department	219 Princeton Road	Johnson City	NON-FQHC
Weakley	Weakley	9852 Highway 22	Dresden	NON-FQHC
White	White County Health Department	135 Walker Street	Sparta	Non-LHD FQHC
Williamson	Williamson County Health Department	1324 West Main Street	Franklin	NON-FQHC
Williamson	Williamson County Health Department (Fairview)	2629 Fairview Blvd.	Fairview	NON-FQHC
Wilson	Wilson County Health Department	927 E. Bad our Pkwy.	Lebanon	NON-FQHC
Washington	Appalachian Mountain Project Access	926 W. Oakland Avenue, Suite 222	Johnson City	Project Access
Knox	Knoxville Academy of Medicine Foundation	115 Suburban Road	Knoxville	Project Access
Hamilton	Medical Foundation of Chattanooga	1917 E Third St	Chattanooga	Project Access

Davidson	Medical Foundation of Nashville	28 White Bridge Rd., Ste. 400	Nashville	Project Access
Shelby	Memphis Medical Foundation dba Project Access West TN	1067 Cresthaven Road	Memphis	Project Access

## Appendix 2: Safety Net Dental Care Locations

County	Facility	Address	City	Facility Type
Anderson	Emory Valley Dental Clinic (Anderson County Gov)	728 Emory Valley Road	Oak Ridge	CFB
Anderson	Anderson County Dental Clinic	710 North Main St	Clinton	CFB
Bedford	Community Clinic of Shelbyville and Bedford County, Inc.	200 DOVER STREET	Shelbyville	CFB
Blount	Trinity Health Ministries, Inc	1127 E. Lamar Alexander Parkway	Maryville	CFB
Bradley	Karis Community Health	254 Broad Street SW	Cleveland	CFB
Claiborne	Servolution Health Services Inc	181 Powell Valley School Lane	Speedwell	CFB
Davidson	Interfaith Clinic of Nashville, Inc.	600 Hill Avenue	Nashville	CFB
Davidson	Matthew Walker Comprehensive Health Center	1035 14th Avenue North	Nashville	Non- LHD FQHC
Davidson	United Neighborhood Health Services	1223 Dickerson Pike	Nashville	Non- LHD FQHC
Davidson	United Neighborhood Health Services	107 Charles E Davis Blvd	Nashville	Non- LHD FQHC
Hamilton	Hamilton County HD (Homeless Health Care)	730 E. 11th Street	Chattanooga	Non- LHD FQHC
Hawkins	Rural Health Services Consortium Inc.	4966 Hwy 11 W	Rogersville	Non- LHD FQHC
Hickman	Perry County Medical Center, Inc. DBA Three Rivers Community Health Group	7723 Clearview Church Lane	Lyles	Non- LHD FQHC
Jefferson	Cherokee Health Systems	6350 W. Andrew Johnson Hwy	Talbott	Non- LHD FQHC
Knox	InterFaith Health Clinic	315 Gill Avenue	Knoxville	CFB

Knox	InterFaith Health Clinic Dental Services	2607 Kingston Pike	Knoxville	CFB
Knox	Cherokee Health Systems	2018 Western Avenue	Knoxville	Non- LHD FQHC
Knox	Volunteers Ministry Center Inc	511 North Broadway	Knoxville	CFB
Madison	Helping Hands of Middle and West Tennessee	1408 N Highland	Jackson	CFB
Marion	Smiles, Inc.	107 East 10th Street	South Pittsburg	CFB
Montgomery	Matthew Walker Comprehensive Health Center	230 Dover Rd	Clarksville	Non- LHD FQHC
Obion	Reelfoot Rural Ministries, Inc.	6923 Minnick Elbridge Rd	Obion	CFB
Rutherford	Interfaith Dental Clinic of Nashville, Inc.	210 Robert Rose Drive	Murfreesboro	CFB
Scott	MOUNTAIN PEOPLE'S HEALTH COUNCILS, INC.	470 Industrial Lane	Oneida	Non- LHD FQHC
Sevier	Mountain Hope Good Shepherd Clinic, Inc.	312 Prince Street	Sevierville	CFB
Shelby	Church Health Center of Memphis, Inc.	1350 Concourse Avenue	Memphis	CFB
Shelby	Christ Community Health Services	2953 Broad Avenue	Memphis	Non- LHD FQHC
Shelby	Christ Community Health Services	3362 South Third St.	Memphis	Non- LHD FQHC
Shelby	Christ Community Health Services	3481 Austin Peay Highway	Memphis	Non- LHD FQHC
Shelby	Christ Community Health Services	5366 Mendenhall Mall Road	Memphis	Non- LHD FQHC
Shelby	Christ Community Health Services	969 Frayser Blvd	Memphis	Non- LHD FQHC
Shelby	Tri-State Community Health Center	4041 Knight Arnold Rd., Suite 100	Memphis	Non- LHD FQHC
Sullivan	Friends In Need Health Center	1105 West Stone Drive	Kingsport	CFB
Sullivan	Healing Hands Health Center	245 Midway Medical Park	Bristol	CFB
Union	Cherokee Health Systems	4330 Maynardville Hwy	Maynardville	Non- LHD FQHC

Washington	Keystone Dental Care, Inc.	603 BERT STREET	Johnson City	CFB
Washington	East Tennessee State University	2151 Century Lane	Johnson City	Non- LHD FQHC
Williamson	Brentwood Baptist Church DBA Medical Dental Unit	7777 Concord Road	Brentwood	CFB
Wilson	United Neighborhood Health Services	217 E High Street, Ste 200	Lebanon	Non- LHD FQHC
Anderson	Anderson	710 N. Main Street, Suite A	Clinton	NON-FQHC
Bledsoe	Bledsoe	334 Frazier Street	Pikeville	NON-FQHC
Blount	Blount	301 McGhee Street	Maryville	NON-FQHC
Bradley	Bradley	201 Dooley Street SE	Cleveland	NON-FQHC
Campbell	Campbell	162 Sharp-Perkins Road	Jacksboro	NON-FQHC
Cannon	Cannon	106 Alexander Drive	Woodbury	NON-FQHC
Carroll	Carroll	633 High Street	Huntingdon	NON-FQHC
Carter	Carter	403 East G Street	Elizabethton	NON-FQHC
Cocke	Cocke	430 College Street	Newport	NON-FQHC
Cumberland	Cumberland	1503 S. Main St	Crossville	Non- LHD FQHC
Davidson	Davidson	2500 Charlotte Ave	Nashville	NON-FQHC
Dickson	Dickson	301 West End Ave.	Dickson	NON-FQHC
Fayette	Fayette	90 Yum Road	Somerville	NON-FQHC
Gibson	Gibson	1250 Manufacturers	Row Trenton	Non- LHD FQHC
Greene	Greene	810 W. Church Street	Greeneville	NON-FQHC
Grundy	Grundy	1372 Main Street	Altamont	NON-FQHC
Hamblen	Hamblen	331 West Main Street	Morristown	NON-FQHC
Hamilton	Hamilton (Chattanooga)	921 E. 3rd Street	Chattanooga	NON-FQHC
Hancock	Hancock	178 Willow Street	Sneedville	NON-FQHC
Hardeman	Hardeman	10825 Old Highway 64	Bolivar	NON-FQHC
Hawkins	Hawkins	201 Park Blvd.	Rogersville	NON-FQHC
Jackson	Jackson	600 N. Murray Street	Gainesboro	Non- LHD FQHC
Johnson	Johnson	715 W. Main Street	Mountain City	NON-FQHC
Knox	Knox (Knoxville)	140 Dameron Ave,	Knoxville	NON-FQHC

Lawrence	Lawrence	2379 Buffalo Road,	Lawrenceburg	NON-FQHC
Lincoln	Lincoln	1000 Washington Street West, Suite A	Fayetteville	NON-FQHC
Loudon	Loudon	600 Rayder Avenue	Loudon	NON-FQHC
Madison	Madison (Jackson)	804 N Parkway (Main Facility)	Jackson	NON-FQHC
Marion	Marion	24 East 7th Street	Jasper	NON-FQHC
Maury	Maury	1909 Hampshire Pike	Columbia	NON-FQHC
McMinn	McMinn	393 County Road 554	Athens	NON-FQHC
Meigs	Meigs	389 River Road	Decatur	NON-FQHC
Monroe	Monroe	3469 New Highway 68, Suite A	Madisonville	NON-FQHC
Montgomery	Montgomery	330 Pageant Lane	Clarksville	NON-FQHC
Overton	Overton	5880 Bradford-Hicks Drive	Livingston	Non- LHD FQHC
Pickett	Pickett	1013 Woodlawn Drive	Byrdstown	Non- LHD FQHC
Putnam	Putnam	701 County Services Rd.	Cookeville	Non- LHD FQHC
Roane	Roane	1362 North Gateway Avenue	Rockwood	NON-FQHC
Roberrson	Robertson	800 South Brown St.	Springfield	NON-FQHC
Rutherford	Rutherford	100 West Burton Street	Murfreesboro	NON-FQHC
Sevier	Sevier	719 Middle Creek	Sevierville	NON-FQHC
Shelby	Shelby (Memphis)	814 Jefferson Avenue	Memphis	NON-FQHC
Smith	Smith	251 Joy Alford Way	Carthage	Non- LHD FQHC
Stewart	Stewart	1021 Spring St.	Dover	Non- LHD FQHC
Sullivan	Sullivan (Blountville)	154 Blountville Bypass	Blountville	NON-FQHC
Tipton	Tipton	4700 Mueller Brass Road	Covington	NON-FQHC
Unicoi	Unicoi	101 Okolona Drive	Erwin	NON-FQHC
Van Buren	Van Buren	907 Old McMinnville Street	Spencer	NON-FQHC
Warren	Warren	1401 Sparta Street	McMinnville	NON-FQHC

Washington	Washington	219 Princeton Road	Johnson City	NON-FQHC
Williamson	Williamson	1324 West Main Street	Franklin	NON-FQHC
Wilson	Wilson	927 E. Bad dour Pkwy.	Lebanon	NON-FQHC
Knox	The Free Medical Clinic	6209 Chapman Hwy	Knoxville	CFB



### Appendix 3: Behavioral Health Safety Net Locations

County	Safety Net Provider	Community Mental Health Center Site Address
Anderson	Cherokee Health Systems	Clinton Office 1107 N. Charles Seviars Blvd., Suite 101 Clinton, TN 37718
Anderson	Helen Ross McNabb Center	100 Adams Lane Oak Ridge, TN 37830
Anderson	Ridgeview Behavioral Health Services	Ridgeview Psychiatric Hospital and Center, Inc. 240 West Tyrone Road Oak Ridge, TN 37830
Bedford	Centerstone of Tennessee Inc.	604 South Wall Street Shelbyville, TN 37160
Bedford	Centerstone of Tennessee Inc.	1110 Woodbury Street Shelbyville, TN 37160
Benton	Carey Counseling Center, Inc	Carey Counseling Center at Camden 300 Hwy 641 Camden, TN 38320
Blount	Cherokee Health Systems	Alcoa 255 East Watt Street Alcoa, TN 37701
Blount	Helen Ross McNabb Center	1704 East Broadway Maryville, TN 37804
Blount	Parkwest Medical Center, dba:Peninsula	203 Corporate Place Alcoa, TN 37701
Blount	TN Voices	Telehealth Services only
Bradley	Centerstone of Tennessee Inc.	4160 N Ocoee Street Cleveland, TN 37312
Bradley	Mental Health Cooperative, Inc	2544 Dalton Pike S.E. Cleveland, Tn 37040
Bradley	Volunteer Behavioral Health Center	940 South Ocoee Street Cleveland TN 37311
Campbell	Ridgeview Behavioral Health Services	Ridgeview Outpatient Clinic 108 South 5th Street Lafollette, TN 37766
Carroll	Carey Counseling Center, Inc	Carey Counseling Center at Huntingdon 19410 West Main Street Huntingdon, TN 38344

Carter	Frontier Health	Charlotte Taylor Center 426 East G. Street Elizabethton, TN 37643
Chester	Quinco Community Mental Health Center, Inc	925 East Main Street Henderson, TN 38340
Claiborne	Cherokee Health Systems	Tazewell Office 1596 Highway 33 South New Tazewell, TN 37825
Claiborne	Cherokee Health Systems	5619 Hwy 60 Clairfield, TN 37715
Cocke	Cherokee Health Systems	Newport Grammar School 320 8th Street Newport, TN 37821
Cocke	Cherokee Health Systems	Newport Office 215 Hedrick Drive Newport, TN 37821
Cocke	Helen Ross McNabb Center	990 West Hwy 25 / 70 Newport, TN 37821
Coffee	Centerstone of Tennessee Inc.	709 North Davidson Street Tullahoma, TN 37388
Coffee	Centerstone of Tennessee Inc.	1803 North Jackson Street Tullahoma, TN 37388
Cumberland	Volunteer Behavioral Health Center	4325 Hwy. 127 North Crossville, TN 38571
Davidson	Centerstone of Tennessee Inc.	620 South Gallatin Road Madison, TN 37115
Davidson	Centerstone of Tennessee Inc.	Frank Luton Center 1921 Ransom Place Nashville, TN 37217
Davidson	Centerstone of Tennessee Inc.	230 Venture Circle Nashville, TN 37228
Davidson	Centerstone of Tennessee Inc.	2400 White Avenue Nashville, TN 37204
Davidson	Mental Health Cooperative, Inc	1309 Bell Road, Suite 201 Antioch, TN 37013
Davidson	Mental Health Cooperative, Inc	275 Cumberland Bend Drive Nashville, TN 37228
Davidson	TN Voices	Telehealth Services only
Decatur	Quinco Community Mental Health Center, Inc	P.O. Box 395, 259 West Main Street Decaturville, TN 38329
Dickson	Centerstone of Tennessee Inc.	6000 Ramsey Way Dickson, TN 37055

Dickson	Centerstone of Tennessee Inc.	224 N Mail Street Dickson, TN 37055
Dickson	Mental Health Cooperative, Inc	220 Skyline Circle Dickson, TN 37055
Dyer	Pathways of Tennessee, Inc	1720 Woodlawn Avenue Dyersburg, TN 38024
Dyer	Professional Care Services of West TN, Inc	Dyer County Professional Care Services 2380 Henry Street Dyersburg, TN 38024
Fayette	Professional Care Services of West TN, Inc	213 Lakeview Drive Somerville, TN 38068
Franklin	Centerstone of Tennessee Inc.	416 South Main Street Estill Springs, TN 37330
Gibson	Carey Counseling Center, Inc	Carey Counseling Center at Trenton 1263 North Hwy 45 by-pass Trenton, TN 38382
Gibson	Pathways of Tennessee, Inc	4039 Highland Avenue, Suite #2 Milan, TN 38358
Giles	Centerstone of Tennessee Inc.	1002 Brindley Drive Pulaski, TN 38478
Grainger	Cherokee Health Systems	Washburn Office 7719 Highway 131 Washburn, TN 37888
Grainger	Cherokee Health Systems	Bean Station Office 1285 Hwy 11 West Bean Station, TN 37708
Grainger	TN Voices	Telehealth Services only
Grainger	Cherokee Health Systems	Blaine Office 880 Rutledge Pike Blaine, TN 37709
Greene	Frontier Health	Church Street. Pavilion 616 East Church Street Greeneville, TN 37745
Greene	Frontier Health	Nolachuckey Mental Health Center 401 Holston Drive Greeneville, TN 37744
Grundy	Volunteer Behavioral Health Center	14399 US-41 STE 120 Tracy City, TN 37387
Hamblen	Cherokee Health Systems	5th Street Office 815 West 5th North Street Morristown, TN 37814
Hamblen	Cherokee Health Systems	Talbott Office 6350 West Andrew Johnson Highway Talbott, TN 37877

Hamblen	TN Voices	Telehealth Services only
Hamblen	Helen Ross McNabb Center	310 West 3rd North Street Morristown, TN 37814
Hamilton	Centerstone of Tennessee Inc.	6110 Shallowford Road Chattanooga, TN 37421
Hamilton	Cherokee Health Systems	Chattanooga Office 5600 Brainerd Road, Suite A-4 Chattanooga, TN 37411
Hamilton	Helen Ross McNabb Center	601 Cumberland Street, Suite A Chattanooga, TN 37404
Hamilton	Mental Health Cooperative, Inc	801 North Holtzclaw Ave., Suite 101 Chattanooga, TN 37404
Hamilton	Volunteer Behavioral Health Center	765 Hamilton Park Drive, Suite 14 Chattanooga 37421
Hamilton	Volunteer Behavioral Health Center	420 Bell Avenue Chattanooga TN 37405
Hancock	Frontier Health	Hancock County Mental Health Center 333 Campbell Drive Sneedville, TN 37869
Hardeman	Quinco Community Mental Health Center, Inc	10710 Old Highway 64 Bolivar, TN 38008
Hardin	Quinco Community Mental Health Center, Inc	1410 Pickwick Street Savannah, TN 38372
Shelby	CMI Healthcare Services	3171 Directors Row Memphis, TN 38131
Hawkins	Frontier Health	Hawkins County Mental Health Center 101 Lena Drive Rogersville, TN 37857
Hawkins	TN Voices	Telehealth Services only
Haywood	Pathways of Tennessee, Inc	1120 Tammell Street Brownsville, TN 38012
Haywood	Professional Care Services of West TN, Inc	Haywood County Professional Care Services 130 West Main Street Brownsville, TN 38012
Henderson	Pathways of Tennessee, Inc	9550 Hwy 412 West, Suite B Lexington, TN 38351
Henderson	Quinco Community Mental Health Center, Inc	844 Natchez Trace Drive Lexington, TN 38351
Henry	Carey Counseling Center, Inc	Carey Counseling Center, Inc. (Corporate Office) 408 Virginia Street Paris, TN 38242
Jefferson	TN Voices	Telehealth Services only

Sullivan	Frontier Health	Holston Children and Youth 2001 Stonebrook Place Kingsport, TN. 37660
Johnson	Frontier Health	Johnson County Counseling Center 318 Donnelly Street Mountain City, TN 37683
Knox	Cherokee Health Systems	Center City Office 2018 Western Avenue Knoxville, TN 37921
Knox	Cherokee Health Systems	West 5th Avenue Office 538 West 5th Avenue Knoxville, TN 37917
Knox	Cherokee Health Systems	North Knox Office 7714 Conner Road, Suite 105 Powell, TN 37849
Knox	Cherokee Health Systems	Lonsdale Office 1754 Texas Avenue Knoxville, TN 37921
Knox	Cherokee Health Systems	East Knox Office 2202 Martin Luther King Jr. Avenue Knoxville, TN 37915
Knox	Cherokee Health Systems	Knox Co. Health Department 140 Dameron Street Knoxville, TN 37917
Knox	Helen Ross McNabb Center	Helen Ross McNabb Center-Adult Services 205 West Springdale Avenue Knoxville, TN 37917
Knox	Parkwest Medical Center, dba:Peninsula	1451 Dowell Springs Blvd. Knoxville, TN 37909
Lake	Pathways of Tennessee, Inc	223 Court Street Tiptonville, TN 38079
Hamilton	Helen Ross McNabb Center	6055 Shallowford Rd, Chattanooga, TN 37421
Lauderdale	Professional Care Services of West TN, Inc	William F. Walker Center 403 Commerce Street Ripley, TN 38063
Knox	Helen Ross McNabb Center	Helen Ross McNabb Center Children & Youth Services 600 Arthur Street, Knoxville, TN 37921
Lawrence	Centerstone of Tennessee Inc.	1090 Old Florence Road Lawrenceburg, TN 38464
Knox	Helen Ross McNabb Center	600 Arthur St Knoxville, TN 3792

Lewis	Centerstone of Tennessee Inc.	912 Summertown Highway Hohenwald, TN 38462
Lincoln	Centerstone of Tennessee Inc.	2241 Thornton Taylor Parkway Fayetteville, TN 37334
Loudon	Cherokee Health Systems	Lenoir City Office 501 Adesa Blvd., Suite A 150 Lenoir City, TN 37771
Loudon	Parkwest Medical Center, dba:Peninsula	423 Medical Park Drive, Suite 400 Lenoir City, TN 37772
Macon	Volunteer Behavioral Health Center	101 Bratten Avenue Lafayette, TN 37083
Madison	Pathways of Tennessee, Inc	238 Summar Drive Jackson, TN 38301
Madison	Pathways of Tennessee, Inc	Jackson EAP 33 Directors Row Jackson, TN 38301
Madison	Quinco Community Mental Health Center, Inc	45 Executive Drive, Suite A Jackson, TN 38305
Madison	TN Voices	Telehealth Services only
Marion	Volunteer Behavioral Health Center	215 Hickman Road Jasper, TN 37347
Marshall	Centerstone of Tennessee Inc.	1601 Nashville Highway Lewisburg, TN 37091
Maury	Centerstone of Tennessee Inc.	1222 Medical Center Drive Columbia, TN 38401
Maury	Centerstone of Tennessee Inc.	6011 Trotwood Avenue Columbia, TN 38401
Maury	Mental Health Cooperative, Inc	100 Berrywood Drive Columbia, TN 38401
McMinn	Cherokee Health Systems	Englewood Office 3360 Hwy 411 North Englewood, TN 37329
McMinn	Volunteer Behavioral Health Center	1805 Ingleside Avenue Athens, TN 37303
McMinn	Helen Ross McNabb Center	584 South Congress Parkway, Suite 200 Athens, TN 37303
McNairy	Quinco Community Mental Health Center, Inc	641 East Poplar Avenue Selmer, TN 38375
Monroe	Volunteer Behavioral Health Center	520 Cook Street, Suite I Madisonville, TN 37354
Montgomery	Centerstone of Tennessee Inc.	511 8th Street Clarksville, TN 37040
Montgomery	Centerstone of Tennessee Inc.	611 8th Street Clarksville, TN 37040

Montgomery	Mental Health Cooperative, Inc	871 Professional Park Drive Clarksville, TN 37040
Montgomery	TN Voices	Telehealth Services only
Morgan	Ridgeview Behavioral Health Services	Ridgeview Outpatient Clinic 830 Main Street Suite 2 Wartburg, TN 37887
Obion	Carey Counseling Center, Inc	Carey Counseling Center at Union City 1409 North Morgan Street Union City, TN 38281
Obion	Pathways of Tennessee, Inc	930 Mount Zion Road Union City, TN 38261
Overton	Volunteer Behavioral Health Center	501 Spruce Street Livingston, TN 38570
Putnam	Centerstone of Tennessee Inc.	606 E Spring Street, Ste B & C Cookeville, TN 38501
Putnam	Mental Health Cooperative, Inc	418 North Willow Avenue Cookeville, TN 38501
Putnam	Volunteer Behavioral Health Center	Plateau Mental Health Center 1200 South Willow Street Cookeville, TN 38506
Rhea	Volunteer Behavioral Health Center	7200 Rhea County Highway Dayton, TN 37321
Roane	Ridgeview Behavioral Health Services	Ridgeview's Louise Singleton Outpatient Center 307 Devonia Street Harriman, TN 37748
Roane	Volunteer Behavioral Health Center	450 S Chamberlain Rockwood, TN 37854
Robertson	Centerstone of Tennessee Inc.	713 Cheatham Street Springfield, TN 37172
Robertson	TN Voices	Telehealth Services only
Rutherford	Mental Health Cooperative, Inc	1419 Kensington Square Court Murfreesboro, TN 37130
Rutherford	Volunteer Behavioral Health Center	131 Mayfield Drive Smyrna, TN 37167
Rutherford	Volunteer Behavioral Health Center	1504 Williams Drive Murfreesboro, TN 37129
Scott	Ridgeview Behavioral Health Services	Ridgeview Outpatient Clinic 133 West 2nd Avenue Oneida, TN 37841
Sequatchie	Volunteer Behavioral Health Center	121 Ferdonia Road Dunlap, TN 37327
Sevier	Cherokee Health Systems	Seymour Office 10731 Chapman Highway Seymour, TN 37865

Sevier	Helen Ross McNabb Center	1105 Oak Cluster Drive Sevierville, TN 37862
Sevier	Parkwest Medical Center, dba:Peninsula	1104 Foxwood Drive Sevierville, TN 37862
Shelby	Alliance Healthcare Services	Shelby County 3810 Winchester Road Memphis, TN 38118
Shelby	Alliance Healthcare Services	2579 Douglass Avenue Memphis, TN 38114
Shelby	Alliance Healthcare Services	3628 Summer Avenue Memphis, TN 38114
Shelby	Alliance Healthcare Services	951 Court Avenue Memphis, TN 38105
Shelby	Alliance Healthcare Services	2150 Whitney Avenue Memphis, TN 38127
Shelby	Alliance Healthcare Services	Paul Schwartz Center for Children and Families 2100 Whitney Avenue Memphis, TN 38127
Shelby	Alliance Healthcare Services	1200 Peabody Avenue Memphis, TN 38104
Shelby	Cherokee Health Systems	Parkway Village Office 4095 American Way Memphis, TN 38118
Shelby	Cherokee Health Systems	Harmony Plaza 2146 Frayser Boulevard Memphis, TN 38127
Shelby	CMI Healthcare Services	2124 Democrat Road Memphis, TN 38118
Shelby	CMI Healthcare Services	1087 Alice Avenue Memphis, TN 38106
Shelby	Professional Care Services of West TN, Inc	Susan E. Ingram Center 5281 Navy Road Millington, TN 38053
Shelby	TN Voices	Telehealth Services only
Sullivan	Frontier Health	Holston Counseling Center 1570 Waverly Road Kingsport, TN 37664
Sullivan	Frontier Health	Bristol Regional Counseling Center 26 Midway Street. Bristol, TN 37620
Sumner	Centerstone of Tennessee Inc.	332 Sumner Hall Drive Gallatin, TN 37066



Sumner	Mental Health Cooperative, Inc	1078 South Water Avenue Gallatin, TN 37066
Sumner	TN Voices	500 Professional Park Drive Goodlettsville, TN 37072
Sumner	Volunteer Behavioral Health Center	133 Indian Lake Road Hendersonville, TN 37075
Sumner	Volunteer Behavioral Health Center	510 East Main Street Gallatin, TN 37066
Tipton	Professional Care Services of West TN, Inc	Charles R. Kennon Center 1997 Highway 51 South Covington, TN 38019
Unicoi	Frontier Health	Erwin Mental Health Center 218 North Main Street Erwin, TN 37650
Union	Cherokee Health Systems	Maynardville Office 4330 Maynardville Highway Maynardville, TN 37807
Warren	Volunteer Behavioral Health Center	120 Omni Drive McMinnville, TN 37110
Washington	Frontier Health	266 North Street Bristol, TN 37620
Washington	Frontier Health	Watauga Behavioral Health Services 109 West Watauga Avenue Johnson City, TN 37604
Washington	TN Voices	Telehealth Services only
Wayne	Centerstone of Tennessee Inc.	418 South Main Street Waynesboro, TN 38485
Weakley	Carey Counseling Center, Inc	457 Hannings Lane Martin, TN 38237
Williamson	Volunteer Behavioral Health Center	1915 Columbia Ave. Franklin, TN 37064
Wilson	Volunteer Behavioral Health Center	1404 Winter Drive Lebanon, TN 37087

## Appendix 4: Health Resource Shortage Areas 2022

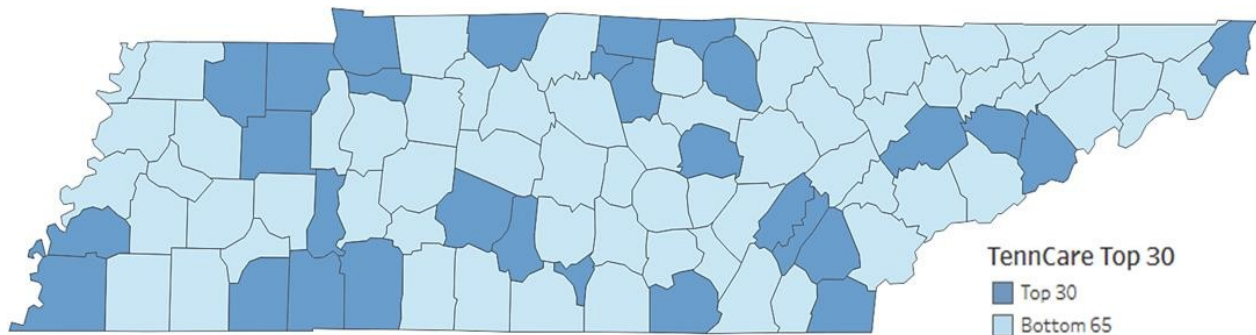
In 1989, the Tennessee General Assembly amended the Tennessee Code Annotated, Title 66, Chapter 29, Part 1 to require the Commissioner of Health to designate Health Resource Shortage Areas, to inform decisions about allocation of funding for programs intended to encourage the location of health care practitioners in areas of greatest need. Health Resource Shortage Areas (HRSA) are identified as the 30 counties of the state with the worst

population- to- provider ratios, as calculated by comparing the relevant population to the number of full-time equivalent clinicians practicing in that area, as follows:

**Health Resource Shortage Area (HRSA):** The 30 highest ranking "population-to-provider ratios" for Rational Service Areas designated for Primary Care, Obstetric, Pediatric, TennCare and Dental providers. Note: Multiple counties may have the same rank number resulting in the top 30 shortage areas possibly having more than 30 counties.

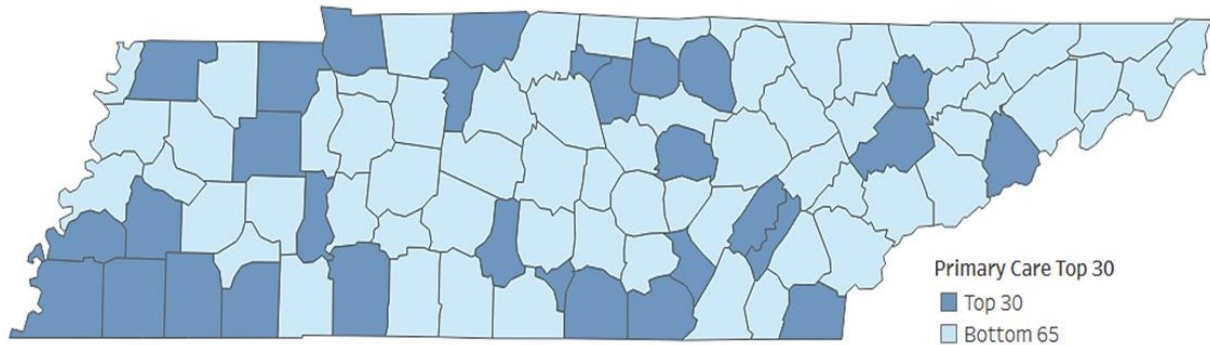
**TennCare HRSA:** The 30 highest ranking TennCare enrollees to TennCare provider ratios among the TennCare Rational Service Areas. TennCare primary care providers are defined a physician, advanced practice nurse and physician assistant providing primary care services to the TennCare enrollees within a TennCare Rational Service Area.

**Appendix 4, Figure 1.** FY 22 TennCare Health Resource Shortage Areas



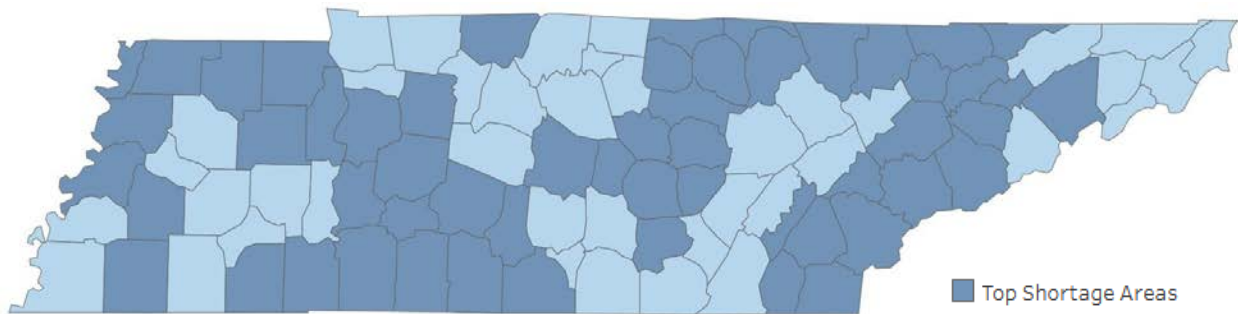
**Primary Care HRSA:** The 30 highest ranking total population to primary care provider ratios among the Primary Care Rational Service Areas. A Primary Care provider is defined as a family practice, internal medicine and general practice physician, family nurse practitioners and physician assistants.

**Appendix 4, Figure 2.** FY 22 Primary Care Health Resource Shortage Areas

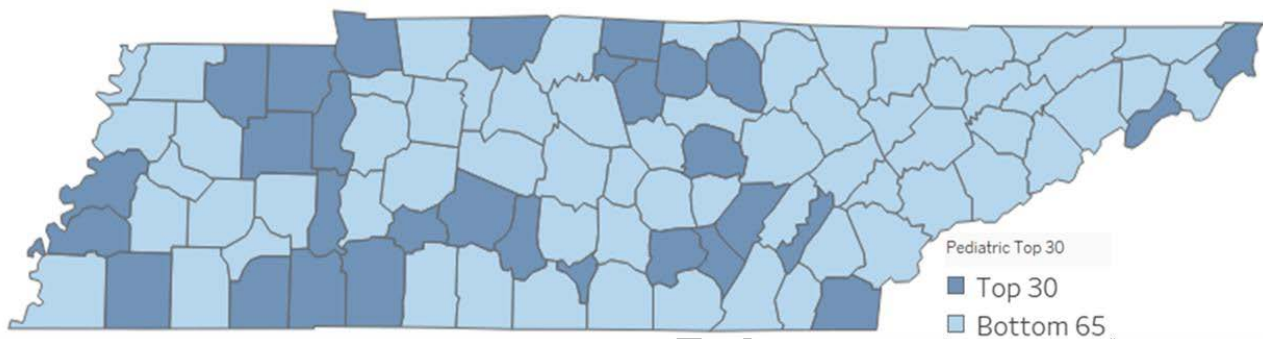


**Obstetric HRSA:** The 30 highest ranking female population of childbearing age (15-44 years) to obstetric provider ratios among the Obstetric Rational Service Areas. An obstetric provider is defined as a physician, physician assistant, nurse practitioner or certified nurse mid-wife who specializes in obstetrical care or provides prenatal services and delivery or who may provide these services in addition to practicing in another specialty care area.

**Appendix 4, Figure 3.** FY 22 Obstetric Health Resource Shortage Areas



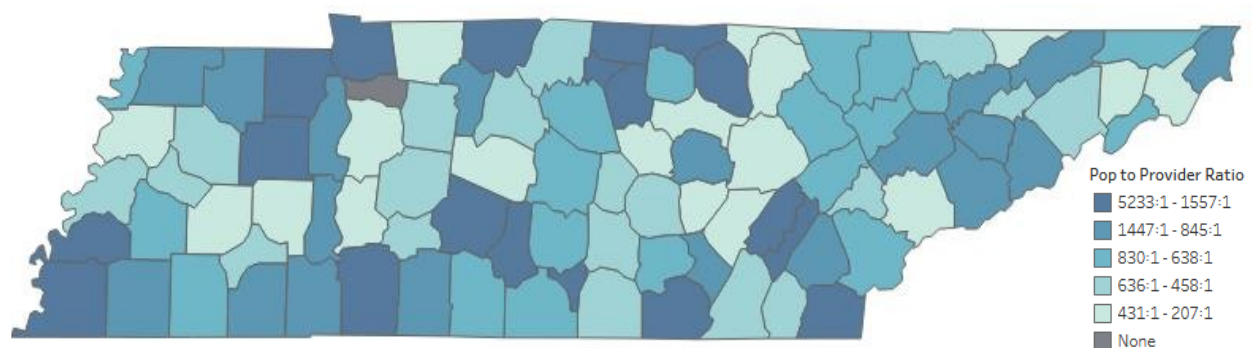
**Appendix 4, Figure 4.** FY 22 Pediatric Health Resource Shortage Areas



**Pediatric HRSA:** The 30 highest ranking population of children, 0-18 years, to pediatric provider ratios among the Pediatric Rational Service Areas. A pediatric provider is defined as a physician, nurse practitioner and physician assistant specializing in pediatrics or general pediatric care or who may provide these services in addition to specializing in family medicine, internal medicine, or general practice medicine.

## Appendix 5: Population to Provider Ratios 2022

Appendix 5, Figure 1. FY 22 TennCare Enrollee to Provider Ratio Map

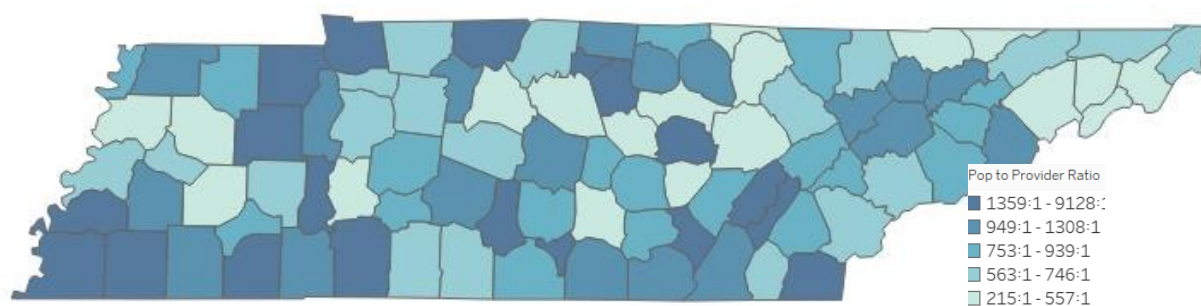


Appendix 5, Table 1. FY 22 TennCare Enrollee to Provider Ratio Table

Name	TENN Care Ratio	Name	TENN Care Ratio	Name	TENN Care Ratio	Name	TENN Care Ratio
Houston	No Providers	MCNAIRY	1208:1	GRUNDY	720:1	CHESTER	515:1
HENRY	5233:1	HARDIN	1201:1	WILSON	714:1	LOUDON	479:1
SMITH	5066:1	COCKE	1156:1	UNICOI	692:1	COFFEE	475:1
POLK	5023:1	WHITE	1102:1	LAKE	684:1	CLAIBORNE	467:1
ROBERTSON	4492:1	JEFFERSON	1095:1	MONROE	677:1	CROCKETT	458:1
MAURY	3116:1	MCMINN	1071:1	ANDERSON	664:1	MONTGOMERY	431:1
CLAY	2858:1	LAWRENCE	1057:1	CAMPBELL	663:1	DEKALB	415:1
SHELBY	2587:1	FAYETTE	1053:1	GILES	659:1	MADISON	389:1
WAYNE	2439:1	GRAINGER	1040:1	SULLIVAN	656:1	BLOUNT	374:1
STEWART	2366:1	SEVIER	1033:1	MORGAN	638:1	PICKETT	370:1
MARION	2182:1	CHEATHAM	974:1	HAMBLEN	636:1	BLEDSON	361:1
TIPTON	2101:1	OBION	941:1	BRADLEY	631:1	WASHINGTON	339:1
TROUSDALE	2080:1	SEQUATCHIE	883:1	DICKSON	613:1	DYER	339:1
MARSHALL	2013:1	BENTON	883:1	FRANKLIN	598:1	HENDERSON	328:1
CARROLL	1989:1	HAWKINS	845:1	LEWIS	594:1	CUMBERLAND	324:1
RHEA	1907:1	SCOTT	830:1	HAMILTON	591:1	HUMPHREYS	310:1
MACON	1838:1	RUTHERFORD	827:1	LAUDERDALE	586:1	FENTRESS	296:1

MEIGS	1815:1	ROANE	813:1	HICKMAN	578:1	WILLIAMSON	286:1
MOORE	1715:1	LINCOLN	810:1	GIBSON	571:1	CARTER	274:1
OVERTON	1557:1	UNION	796:1	SUMNER	558:1	PERRY	260:1
JOHNSON	1447:1	HARDEMAN	793:1	GREENE	556:1	PUTNAM	257:1
DECATUR	1421:1	JACKSON	784:1	DAVIDSON	537:1	HANCOCK	249:1
WEAKLEY	1285:1	BEDFORD	742:1	CANNON	531:1	VAN BUREN	207:1
KNOX	1221:1	HAYWOOD	735:1	WARREN	522:1		

**Appendix 5, Figure 2.** FY 22 Population to Primary Care Provider Ratio Map

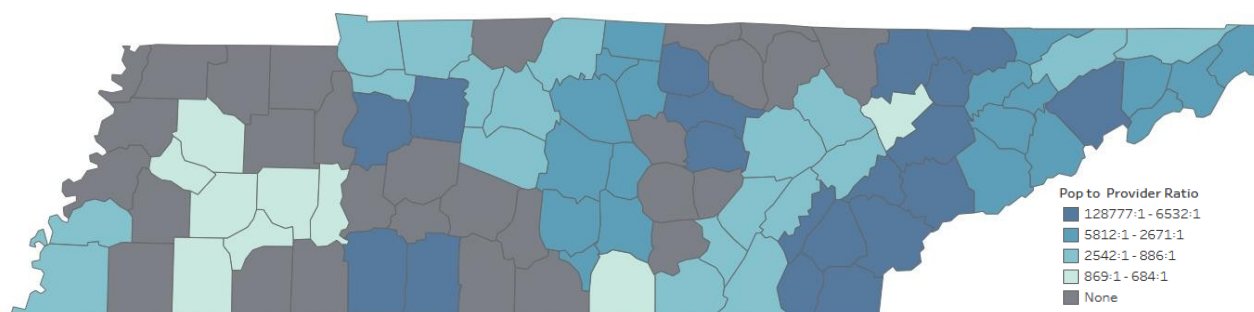


**Appendix 5, Table 2.** FY 22 Population to Primary Care Provider Ratio Table

County	PC Ratio	County	PC Ratio	County	PC Ratio	County	PC Ratio
ROBERTSON	9128:1	JACKSON	1217:1	CHESTER	819:1	HOUSTON	584:1
HENRY	5765:1	HARDEMAN	1168:1	BEDFORD	805:1	DICKSON	573:1
SMITH	3948:1	UNION	1154:1	LOUDON	795:1	CROCKETT	565:1
TIPTON	3702:1	CHEATHAM	1129:1	WARREN	794:1	HENDERSON	563:1
MARSHALL	3297:1	OBION	1125:1	HICKMAN	788:1	WILSON	557:1
RHEA	3272:1	FRANKLIN	1104:1	JEFFERSON	782:1	DAVIDSON	546:1
POLK	2712:1	MACON	1074:1	HAMBLEN	764:1	COFFEE	542:1
STEWART	2686:1	BENTON	1055:1	CANNON	763:1	DYER	538:1
CARROLL	2559:1	HAMILTON	1048:1	MCMINN	753:1	GIBSON	493:1
FAYETTE	2495:1	ANDERSON	1017:1	LAWRENCE	746:1	DEKALB	479:1
TROUSDALE	2436:1	MAURY	1011:1	MORGAN	738:1	CLAIBORNE	453:1
SHELBY	1747:1	GRAINGER	979:1	BLOUNT	729:1	GREENE	437:1
WAYNE	1739:1	RUTHERFORD	979:1	HAWKINS	713:1	CARTER	433:1
MEIGS	1730:1	HARDIN	949:1	CAMPBELL	711:1	CUMBERLAND	430:1
SEQUATCHIE	1528:1	WEAKLEY	939:1	MONROE	697:1	FENTRESS	424:1
WHITE	1523:1	ROANE	937:1	BRADLEY	674:1	UNICOI	380:1
MOORE	1519:1	LAKE	926:1	SUMNER	649:1	PUTNAM	355:1
MCNAIRY	1361:1	LEWIS	885:1	LAUDERDALE	637:1	WASHINGTON	351:1
DECATUR	1359:1	SEVIER	885:1	MONTGOMERY	631:1	PICKETT	326:1
COCKE	1308:1	SCOTT	883:1	HUMPHREYS	628:1	PERRY	269:1
OVERTON	1276:1	LINCOLN	879:1	JOHNSON	613:1	VAN BUREN	233:1

HAYWOOD	1268:1	CLAY	870:1	SULLIVAN	597:1	HANCOCK	220:1
KNOX	1245:1	BLEDSON	868:1	GILES	596:1	MADISON	215:1
MARION	1231:1	GRUNDY	840:1	WILLIAMSON	594:1		

**Appendix 5, Figure 3.** FY 22 Female Population of Childbearing Age to Obstetric Provider Ratio Map

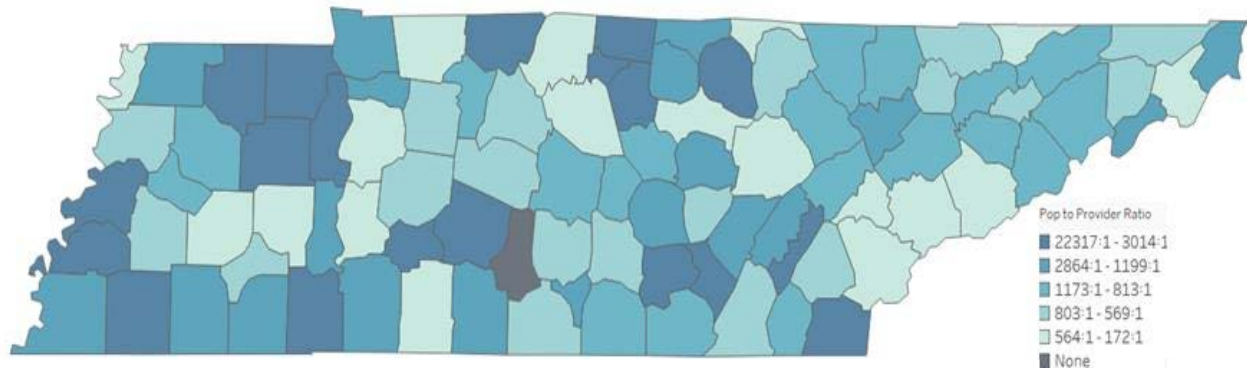


**Appendix 5, Table 3.** FY 22 Female Population of Childbearing Age to Obstetric Provider Ratio Table

Name	Ratio Obstetric	Name	Ratio Obstetric	Name	Ratio Obstetric	Name	Ratio Obstetric
WEAKLEY	No Providers	DYER	No Providers	RUTHERFORD	5812:1	RHEA	1467:1
WARREN	No Providers	DEKALB	No Providers	CANNON	5812:1	MARION	1467:1
VAN BUREN	No Providers	CLAY	No Providers	JEFFERSON	5117:1	HAMILTON	1467:1
SCOTT	No Providers	CARROLL	No Providers	HANCOCK	5117:1	BLEDSON	1467:1
ROBERTSON	No Providers	BENTON	No Providers	HAMBLEN	5117:1	WILLIAMSON	1274:1
PICKETT	No Providers	MONROE	128777:1	GRAINGER	5117:1	SUMNER	1274:1
PERRY	No Providers	LOUDON	128777:1	SEVIER	3523:1	DAVIDSON	1274:1
OVERTON	No Providers	BLOUNT	128777:1	WILSON	3152:1	CHEATHAM	1274:1
OBION	No Providers	WAYNE	25298:1	TROUSDALE	3152:1	CUMBERLAND	1233:1
MCNAIRY	No Providers	LAWRENCE	25298:1	SMITH	3152:1	STEWART	898:1
MAURY	No Providers	GREENE	23686:1	MACON	3152:1	MONTGOMERY	898:1
MARSHALL	No Providers	WHITE	10526:1	COCKE	2968:1	HOUSTON	898:1
LINCOLN	No Providers	PUTNAM	10526:1	WASHINGTON	2695:1	ROANE	886:1
LEWIS	No Providers	JACKSON	10526:1	UNICOI	2695:1	MORGAN	886:1
LAUDERDALE	No Providers	POLK	9422:1	JOHNSON	2695:1	ANDERSON	886:1
LAKE	No Providers	MEIGS	9422:1	CARTER	2695:1	FRANKLIN	869:1
HICKMAN	No Providers	MCMINN	9422:1	MOORE	2671:1	MADISON	684:1
HENRY	No Providers	BRADLEY	9422:1	COFFEE	2671:1	HENDERSON	684:1
HAYWOOD	No Providers	UNION	7660:1	BEDFORD	2671:1	HARDEMAN	684:1
HARDIN	No Providers	KNOX	7660:1	TIPTON	2542:1	GIBSON	684:1
GRUNDY	No Providers	CLAIBORNE	7660:1	SHELBY	2542:1	DECATUR	684:1

GILES	No Providers	CAMPBELL	7660:1	SULLIVAN	1740:1	CROCKETT	684:1
FENTRESS	No Providers	HUMPHREYS	6532:1	HAWKINS	1740:1	CHESTER	684:1
FAYETTE	No Providers	DICKSON	6532:1	SEQUATCHIE	1467:1		

**Appendix 5, Figure 4.** FY 22 Population to Pediatric Provider Ratio Map



**Appendix 5, Table 4.** FY 22 Population to Pediatric Provider Ratio Table

County	Pediatric Ratio	County	Pediatric Ratio	County	Pediatric Ratio	County	Pediatric Ratio
MARSHALL	No Providers:1	MCNAIRY	2367:1	DEKALB	885:1	LINCOLN	607:1
HENRY	22317:1	JACKSON	2346:1	CHEATHAM	874:1	SULLIVAN	604:1
POLK	16680:1	UNICOI	2204:1	COCKE	860:1	DAVIDSON	588:1
OVERTON	16174:1	WHITE	2133:1	CAMPBELL	857:1	DICKSON	585:1
MEIGS	12405:1	WAYNE	2034:1	GIBSON	855:1	CLAIBORNE	569:1
FAYETTE	7868:1	DECATUR	1789:1	RUTHERFORD	843:1	MONROE	564:1
LEWIS	6570:1	CLAY	1723:1	CANNON	839:1	LAWRENCE	560:1
MACON	5269:1	ANDERSON	1659:1	MORGAN	836:1	WILSON	518:1
TIPTON	5048:1	RHEA	1519:1	SCOTT	817:1	CUMBERLAND	508:1
CARROLL	4965:1	HARDEMAN	1462:1	HAWKINS	813:1	LOUDON	505:1
HARDIN	4430:1	OBION	1360:1	FENTRESS	803:1	MONTGOMERY	480:1
WEAKLEY	4321:1	WARREN	1284:1	CHESTER	746:1	SEVIER	426:1
TROUSDALE	3860:1	SHELBY	1256:1	UNION	745:1	HUMPHREYS	377:1
ROBERTSON	3619:1	HOUSTON	1255:1	HICKMAN	741:1	MADISON	376:1
GRUNDY	3618:1	GILES	1199:1	DYER	711:1	HENDERSON	361:1
LAUDERDALE	3516:1	GREENE	1173:1	COFFEE	683:1	SUMNER	341:1
BENTON	3149:1	GRAINGER	1046:1	VAN BUREN	678:1	PUTNAM	328:1
MAURY	3123:1	MARION	1007:1	WASHINGTON	668:1	PERRY	326:1
SMITH	3054:1	JEFFERSON	1001:1	BEDFORD	654:1	LAKE	322:1
SEQUATCHIE	3014:1	FRANKLIN	964:1	HAYWOOD	625:1	CARTER	319:1

STEWART	2864:1	KNOX	963:1	WILLIAMSON	625:1	BLOUNT	247:1
JOHNSON	2722:1	CROCKETT	931:1	MCMINN	619:1	PICKETT	187:1
BLEDSON	2575:1	BRADLEY	920:1	HAMBLEN	615:1	HANCOCK	172:1
MOORE	2568:1	ROANE	911:1	HAMILTON	610:1		

## References

1. Explore health measures in Tennessee: 2021 annual report. America's Health Rankings Annual Report.  
<https://www.americashealthrankings.org/explore/annual/state/TN>.
2. Luna LA, Norwood A. The Impact of TennCare, A survey of recipients, 2021.  
[https://haslamprod.utk.edu/sites/default/files/tncare21\\_0.pdf](https://haslamprod.utk.edu/sites/default/files/tncare21_0.pdf). Published September 2021.
3. Tennessee Health Insurance Marketplace 2022 guide. healthinsurance.org.  
<https://www.healthinsurance.org/health-insurance-marketplaces/tennessee/>.  
Published November 2, 2022.
4. CDC - BRFSS. Centers for Disease Control and Prevention.  
<https://www.cdc.gov/brfss/index.html>. Published August 29, 2022.