


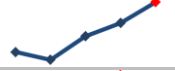



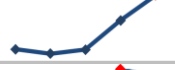


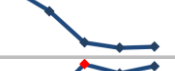




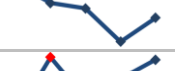







Select Diseases & Events Reported to TDH Communicable & Environmental Diseases & Emergency Preparedness

MMWR Week 5 ending February 7, 2026

Disease or Event	2021–2025	YTD* 2025	YTD* 2026	% Change	Disease or Event	2021–2025	YTD* 2025	YTD* 2026	% Change
Campylobacteriosis		89	77	↓ -13%	Legionellosis		6	5	↓ -17%
Chlamydia		2587	2144	↓ -17%	Lyme Disease		2	4	↑ 100%
Cryptosporidiosis		14	4	↓ -71%	Meningococcal Disease (<i>Neisseria meningitidis</i>)		0	2	
Ehrlichiosis/Anaplasmosis		0	0		Pertussis		66	44	↓ -33%
Carbapenem-resistant Enterobacterales		1	1	0%	Salmonellosis		40	47	↑ 18%
Gonorrhea		354	674	↑ 90%	Shiga toxin-producing <i>Escherichia coli</i> (STEC)		16	25	↑ 56%
<i>Haemophilus influenzae</i>		13	21	↑ 62%	Shigellosis		11	15	↑ 36%
Hemolytic Uremic Syndrome (HUS)		0	3		Spotted Fever Rickettsiosis		0	0	
Hepatitis A, acute		2	0	↓ -100%	Syphilis		50	65	↑ 30%
Hepatitis B, acute		3	3	0%	Tuberculosis		13	12	↓ -8%
Hepatitis C, acute		7	3	↓ -57%	*preliminary data subject to change				