





TENNESSEE INFLUENZA WEEKLY REPORT

WEEK 4

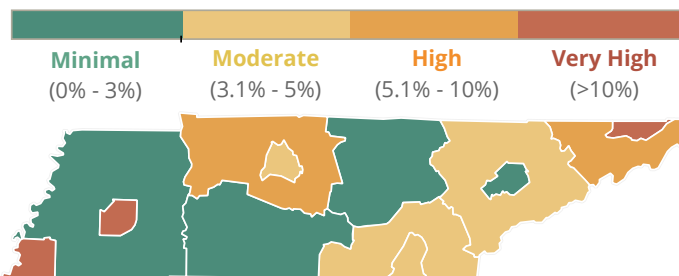
January 25, 2026 - January 31, 2026

INFLUENZA ACTIVITY SNAPSHOT

SURVEILLANCE INDICATOR	TREND	CURRENT WEEK	PREVIOUS WEEK
 ILLNESS Percentage of outpatient visits due to influenza-like illness (ILI)	▲	6.9%	5.8%
 LABORATORY Percentage of positive specimens & predominant strain of influenza	▼	6.7% <i>no predominant strain</i>	24.1% <i>Flu A (H3)</i>
 OUTBREAKS 2 or more ill persons of a shared setting		4	34
 DEATHS Newly reported* and season total pediatric influenza-associated deaths in TN <small>*Deaths are reported publicly once the public health investigation is complete and cases have been confirmed. The week of reporting may not reflect the actual week of death.</small>		1	1
		NEWLY REPORTED	SEASON TOTAL
		<i>during week of January 25, 2026</i>	<i>since September 28, 2025</i>

INFLUENZA-LIKE ILLNESS (ILI)

Percent of Outpatient Visits for Influenza-Like Illness
Week 4



The U.S. Outpatient Influenza-like Illness Surveillance Network (ILINet) monitors outpatient visits for respiratory illness referred to as influenza-like illness (ILI). Tennessee has approximately 100 sentinel providers across the state that contribute this data weekly from a variety of healthcare setting such as primary care, pediatrics, county health departments, student health centers, and emergency departments.

ILI is defined as a fever plus cough or sore throat, not laboratory-confirmed influenza. Therefore these data may capture respiratory illness visits due to infection with any pathogen that can present with similar symptoms, including influenza, SARS-CoV-2, and RSV.

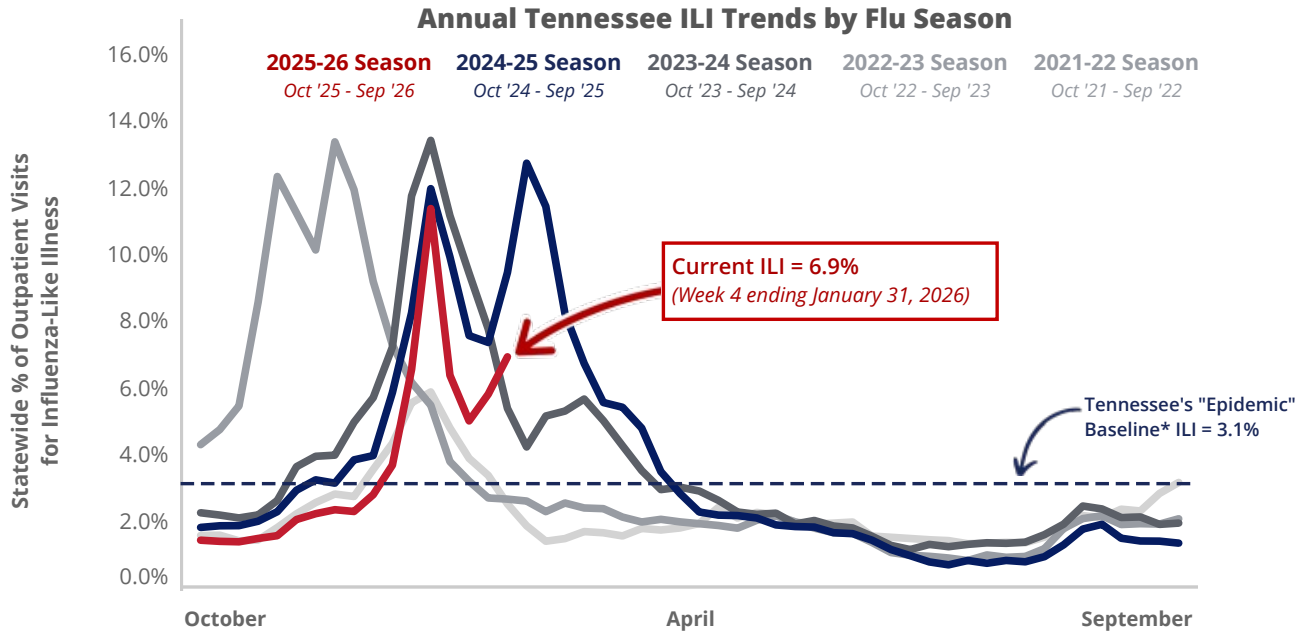
TN State Average	6.9%
Chattanooga/Hamilton County Metro	3.8%
East Region	4.4%
Jackson/Madison County Metro	9.6%
Knox County Metro	3.0%
Memphis/Shelby County Metro	11.4%
Mid Cumberland Region	6.7%
Nashville/Davidson County Metro	5.3%
Northeast Region	7.3%
Southeast Region	4.8%
South Central Region	0.0%
Sullivan County Metro	9.1%
Upper Cumberland Region	0.2%
West Region	0.0%

TENNESSEE INFLUENZA

WEEKLY REPORT

January 25, 2026 - January 31, 2026

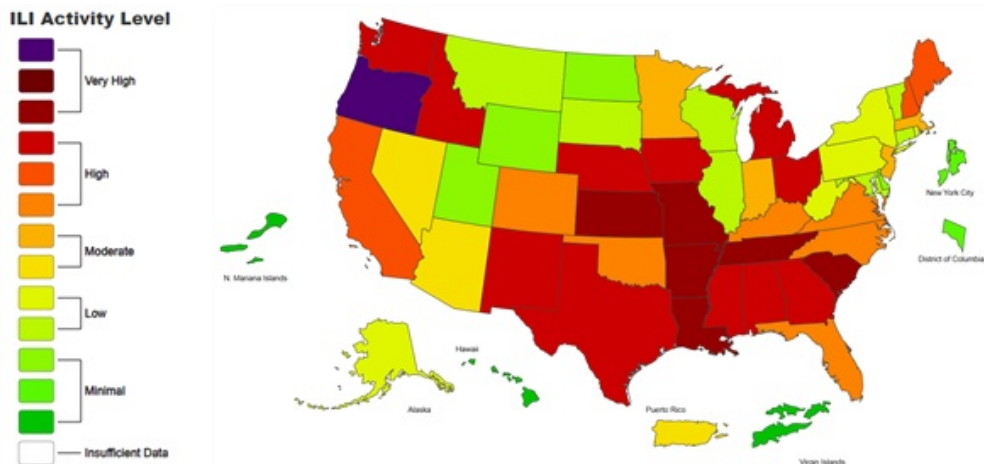
INFLUENZA-LIKE ILLNESS (ILI)



ILI is defined as a fever plus cough or sore throat, not laboratory-confirmed influenza. Therefore these data may capture respiratory illness visits due to infection with any pathogen that can present with similar symptoms, including influenza, SARS-CoV-2, and RSV.

*CDC develops state-specific baselines by calculating the mean percentage of patient visits for ILI during non-influenza weeks for the most recent two seasons and adding two standard deviations (2021-2022 and 2022-2023). A non-influenza time period (e.g., a "non-influenza week") is defined as two or more consecutive weeks in which each week accounted for less than 2% of the season's total number of specimens that tested positive for influenza in public health laboratories.

National ILI Activity Week 4



Map prepared by CDC's Influenza Division and visualizes outpatient respiratory illness activity determined by data reported to ILINet. To access original source, visit: <https://gis.cdc.gov/grasp/fluview/main.html>

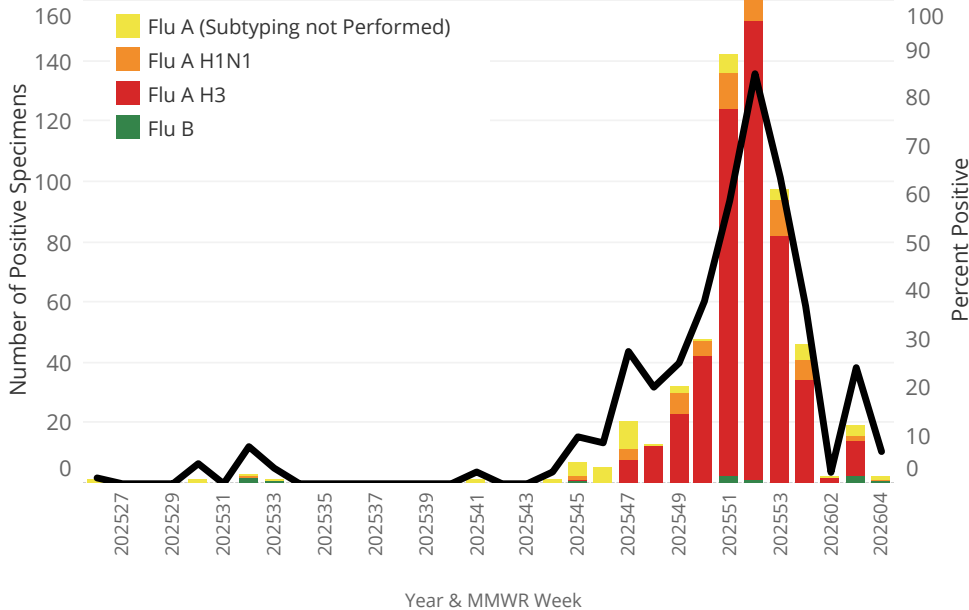
TENNESSEE INFLUENZA

WEEKLY REPORT

January 25, 2026 - January 31, 2026

LABORATORY

Positive Tests by Influenza Type/Subtype and Percent Positivity Among Tennessee Laboratories



Week 4

Total # Specimens Tested 30

Positive specimens by type/subtype

Unsubtyped Flu A	1
Flu A H1	0
Flu A H3	0
Flu B	1

Percent Positive 6.7%

Influenza testing in Tennessee is represented as a combination of data from the state public health lab and two commercial laboratories that serve clinics across the state.

Weekly data are preliminary and subject to change as additional results from previous weeks are reported.

OUTBREAKS & DEATHS

Flu Outbreaks Currently Open by Region



During the week of January 25, 2026 there were **16** open influenza outbreaks reported.

Influenza-Associated Pediatric Mortality Season Total, Statewide



As of January 31, 2026 there has been **1** pediatric influenza-associated death reported & confirmed in Tennessee this season (began September 28, 2025).
For privacy reasons, further details of location and age are withheld.

FOR MORE INFO

For questions regarding this report, the ILINet program, or influenza reporting, please contact:

Sarah Winders
Influenza Surveillance Coordinator
Sarah.Winders@tn.gov

Or, the Vaccine Preventable Diseases Team
VPD.imm@tn.gov

For additional information on influenza, please visit:

CDC's Weekly Flu Report: www.cdc.gov/fluview/index.html

TN's Archive of Weekly Flu Reports:
www.tn.gov/health/cedep/immunization-program/ip/flu-in-tennessee.html

CDC's Influenza Homepage: www.cdc.gov/flu/index.htm