





# TENNESSEE INFLUENZA WEEKLY REPORT

WEEK 3

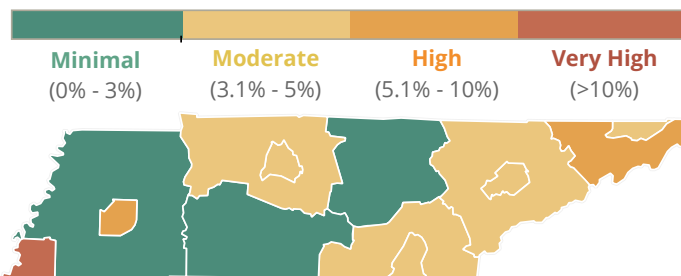
January 18, 2026 - January 24, 2026

## INFLUENZA ACTIVITY SNAPSHOT

SURVEILLANCE INDICATOR	TREND	CURRENT WEEK	PREVIOUS WEEK
 <b>ILLNESS</b> Percentage of outpatient visits due to influenza-like illness (ILI)	▲	5.8%	5.0%
 <b>LABORATORY</b> Percentage of positive specimens & predominant strain of influenza	▲	25.0% <i>Flu A (H3)</i>	2.4% <i>Flu A (H3)</i>
 <b>OUTBREAKS</b> 2 or more ill persons of a shared setting		<b>NEWLY REPORTED</b> <i>during week of January 18, 2026</i> 5	<b>SEASON TOTAL</b> <i>since September 28, 2025</i> 30
 <b>DEATHS</b> Newly reported* and season total pediatric influenza-associated deaths in TN <small>*Deaths are reported publicly once the public health investigation is complete and cases have been confirmed. The week of reporting may not reflect the actual week of death.</small>		0	0

## INFLUENZA-LIKE ILLNESS (ILI)

Percent of Outpatient Visits for Influenza-Like Illness Week 3



The U.S. Outpatient Influenza-like Illness Surveillance Network (ILINet) monitors outpatient visits for respiratory illness referred to as influenza-like illness (ILI). Tennessee has approximately 100 sentinel providers across the state that contribute this data weekly from a variety of healthcare setting such as primary care, pediatrics, county health departments, student health centers, and emergency departments.

ILI is defined as a fever plus cough or sore throat, not laboratory-confirmed influenza. Therefore these data may capture respiratory illness visits due to infection with any pathogen that can present with similar symptoms, including influenza, SARS-CoV-2, and RSV.

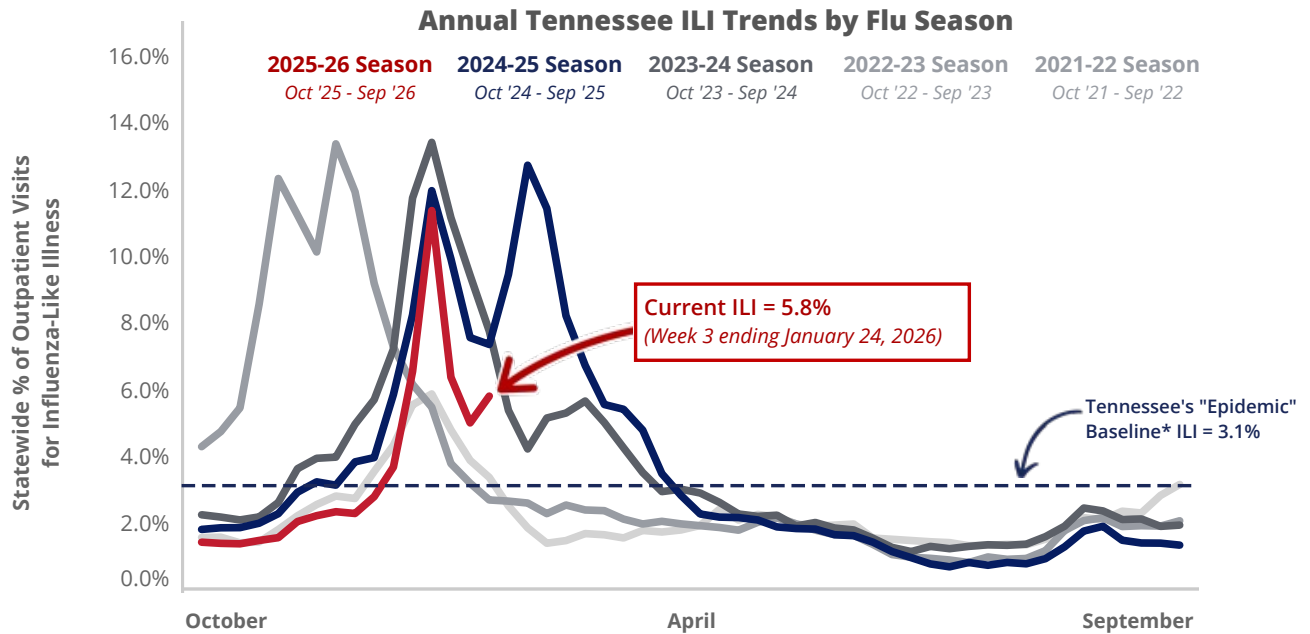
TN State Average	5.8%
Chattanooga/Hamilton County Metro	4.7%
East Region	3.3%
Jackson/Madison County Metro	7.4%
Knox County Metro	3.3%
Memphis/Shelby County Metro	11.5%
Mid Cumberland Region	4.9%
Nashville/Davidson County Metro	3.5%
Northeast Region	7.3%
Southeast Region	4.5%
South Central Region	0.0%
Sullivan County Metro	5.8%
Upper Cumberland Region	0.6%
West Region	0.9%

# TENNESSEE INFLUENZA

## WEEKLY REPORT

January 18, 2026 - January 24, 2026

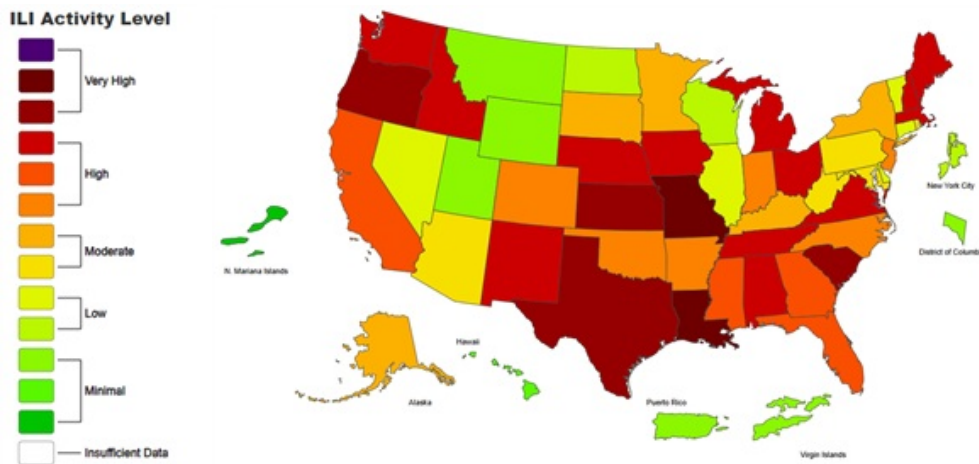
### INFLUENZA-LIKE ILLNESS (ILI)



ILI is defined as a fever plus cough or sore throat, not laboratory-confirmed influenza. Therefore these data may capture respiratory illness visits due to infection with any pathogen that can present with similar symptoms, including influenza, SARS-CoV-2, and RSV.

\*CDC develops state-specific baselines by calculating the mean percentage of patient visits for ILI during non-influenza weeks for the most recent two seasons and adding two standard deviations (2021-2022 and 2022-2023). A non-influenza time period (e.g., a "non-influenza week") is defined as two or more consecutive weeks in which each week accounted for less than 2% of the season's total number of specimens that tested positive for influenza in public health laboratories.

### National ILI Activity Week 3



Map prepared by CDC's Influenza Division and visualizes outpatient respiratory illness activity determined by data reported to ILINet. To access original source, visit: <https://gis.cdc.gov/grasp/fluview/main.html>

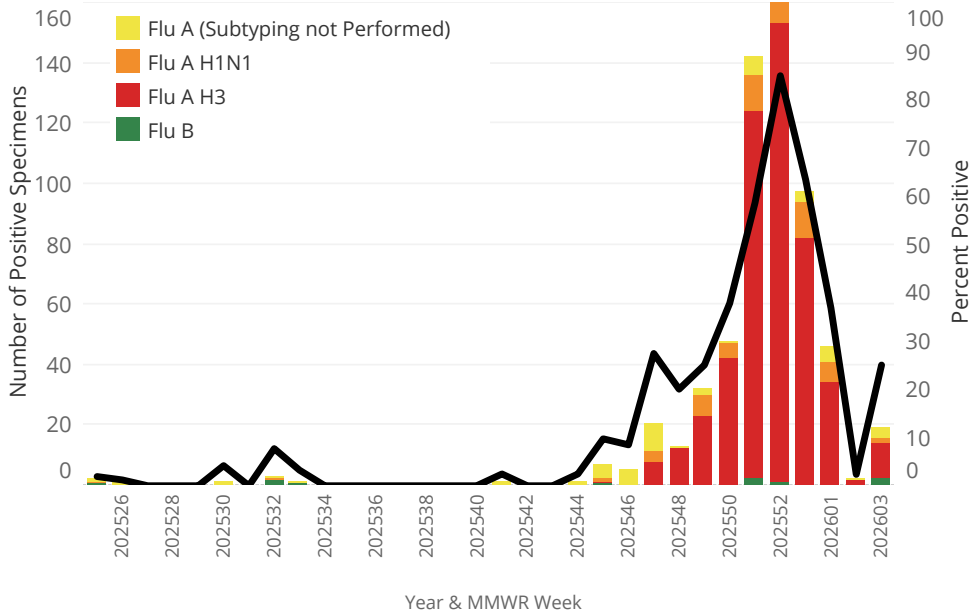
# TENNESSEE INFLUENZA

## WEEKLY REPORT

January 18, 2026 - January 24, 2026

### LABORATORY

#### Positive Tests by Influenza Type/Subtype and Percent Positivity Among Tennessee Laboratories



#### Week 3

**Total # Specimens Tested 76**

#### Positive specimens by type/subtype

Unsubtyped Flu A	3
Flu A H1	2
Flu A H3	12
Flu B	2

**Percent Positive 25.0%**

*Influenza testing in Tennessee is represented as a combination of data from the state public health lab and two commercial laboratories that serve clinics across the state.*

**Weekly data are preliminary and subject to change as additional results from previous weeks are reported.**

### OUTBREAKS & DEATHS

#### Flu Outbreaks Currently Open by Region



During the week of January 18, 2026 there were **19** open influenza outbreaks reported.

#### Influenza-Associated Pediatric Mortality Season Total, Statewide



As of January 24, 2026 there have been **0** pediatric influenza-associated deaths reported & confirmed in Tennessee this season (began September 28, 2025).  
*For privacy reasons, further details of location and age are withheld.*

### FOR MORE INFO

For questions regarding this report, the ILINet program, or influenza reporting, please contact:

**Sarah Winders**  
Influenza Surveillance Coordinator  
[Sarah.Winders@tn.gov](mailto:Sarah.Winders@tn.gov)

Or, the Vaccine Preventable Diseases Team  
[VPD.imm@tn.gov](mailto:VPD.imm@tn.gov)

For additional information on influenza, please visit:

CDC's Weekly Flu Report: [www.cdc.gov/fluview/index.html](http://www.cdc.gov/fluview/index.html)

TN's Archive of Weekly Flu Reports:  
[www.tn.gov/health/cedep/immunization-program/ip/flu-in-tennessee.html](http://www.tn.gov/health/cedep/immunization-program/ip/flu-in-tennessee.html)

CDC's Influenza Homepage: [www.cdc.gov/flu/index.htm](http://www.cdc.gov/flu/index.htm)