



**TENNESSEE HIGHER EDUCATION  
COMMISSION  
FISCAL YEAR 2023-2024 BUDGET HEARING**

# Tennessee Higher Education Commission

## Report & data propelled robust discussion

Since May 2022, THEC has engaged stakeholders:

- ✓ Presentations and discussion with diverse audiences in Tennessee and nationally
- ✓ Public feedback page
- ✓ Local reports and data sharing with school districts, higher education institutions, and education and workforce partners
- ✓ Regional meetings across the state

Governor's Budget Hearings, FY 2023-2024

**REGION**  
City Council OKs fixes to James A. Henry School

**BUSINESS**  
Workforce training site gets SIM to expand

**SPORTS**  
Vols No. 1 in CFP ranking

TO GIVE THE NEWS IMPARTIALLY, WITHOUT FEAR OR FAVOR

## Chattanooga Times Free Press

WEDNESDAY, NOVEMBER 2, 2022      TIMESFREEPRESS.COM      VOL. 153 | NO. 323 | \$2.00



## 'A real call to action'



STAFF PHOTO BY MATT BILBROTH  
Those attending the Tennessee Higher Education Commission regional meeting break up into smaller groups to discuss the topics of the meeting Tuesday on the Chattanooga State Community College campus.

### Hamilton County School District college-going rate

Tennessee defines college-going rate as the percentage of public high school students who completed high school in a given year and subsequently enrolled in any public or private postsecondary institution, whether in-state or out-of-state, in the summer or fall immediately following high school.

High School	2017	2018	2019	2020	2021	2022
Brainerd High School	47%	32%	56%	30%	42%	42%
Central High School	76	69	70	60	47	
Chattanooga Girls Leadership Academy	68	68	74	50	57	
Chattanooga High School Center for Creative Arts	88	91	88	88	83	
Chattanooga High School for the Arts and Sciences	92	92	97	91	90	
East Hamilton School	79	84	80	66	64	
East Ridge High School	69	52	52	47	43	
Hamilton County Collegiate High at Chattanooga State	79	82	69	68	63	
Hamilton County Virtual School	*	*	*	*	*	
Hixson High School	65	54	63	60	45	
Ivy Academy	30	63	76	59	55	
Lookout Valley High School	79	77	69	60	40	
Collierville High School	66	73	67	63	53	
Red Bank High School	67	62	50	48	41	
Sale Creek High School	62	71	63	71	71	
Sequoyah High School	41	31	33	23	23	
Signal Mountain High School	85	86	83	90	85	
Soddy Daisy High School	67	68	65	67	70	
Slem School Chattanooga	86	77	78	80	80	
The Howard School	43	28	25	21	18	
Tyner Academy	63	69	62	61	50	

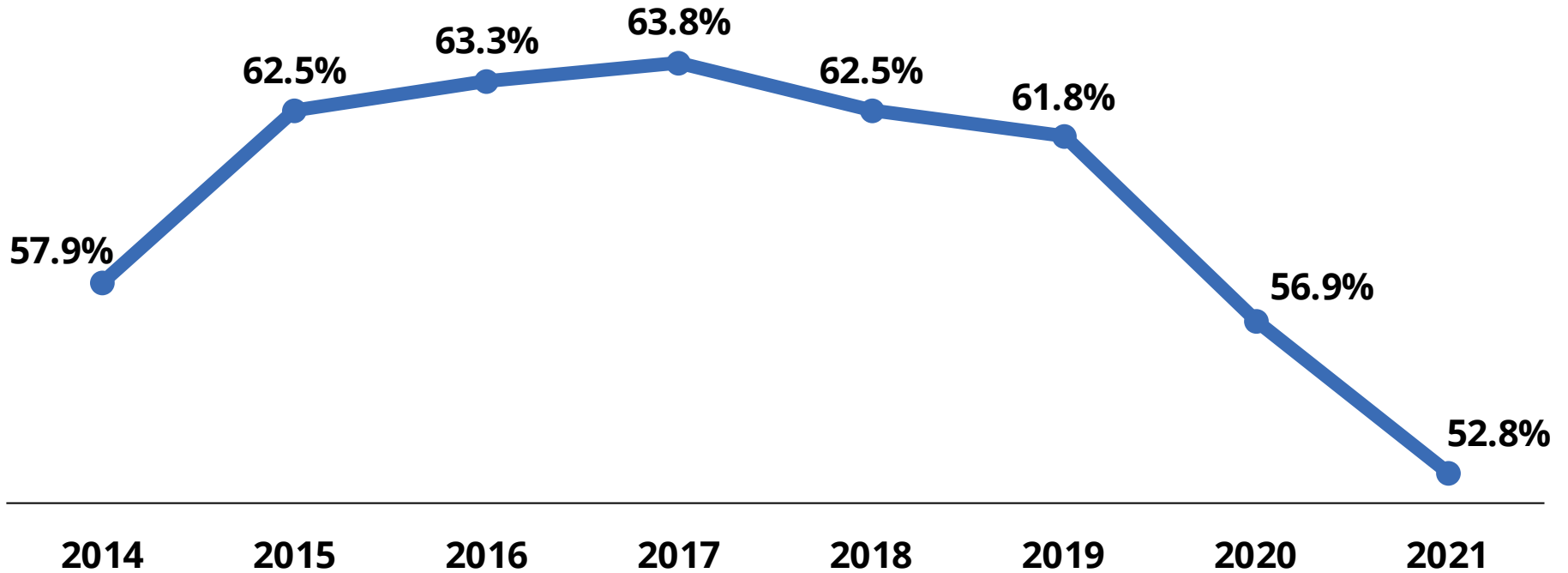
Source: Tennessee Higher Education Commission

Tennessee officials aim to improve college-going rates



# Tennessee Higher Education Commission

Tennessee college-going rate *declines*



# Tennessee Higher Education Commission

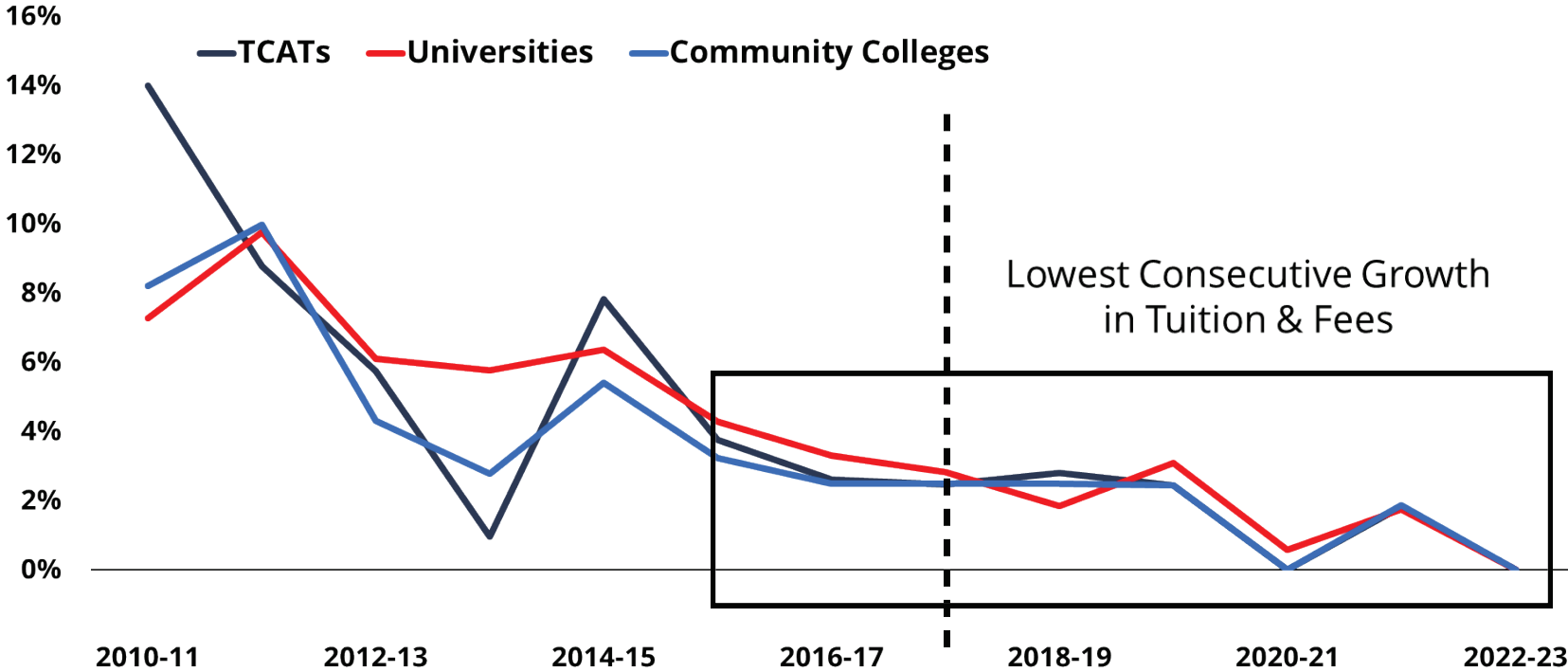
## THEC announced three big goals for 2023 to serve as a momentum-building year:

- Increase the college-going rate for the high school class of 2023 to at least 60 percent.
- Increase adult enrollment in higher education through Tennessee Reconnect participation.
- Improve coordination and alignment in education and workforce training to ensure students have portable and stackable options for greater economic mobility.



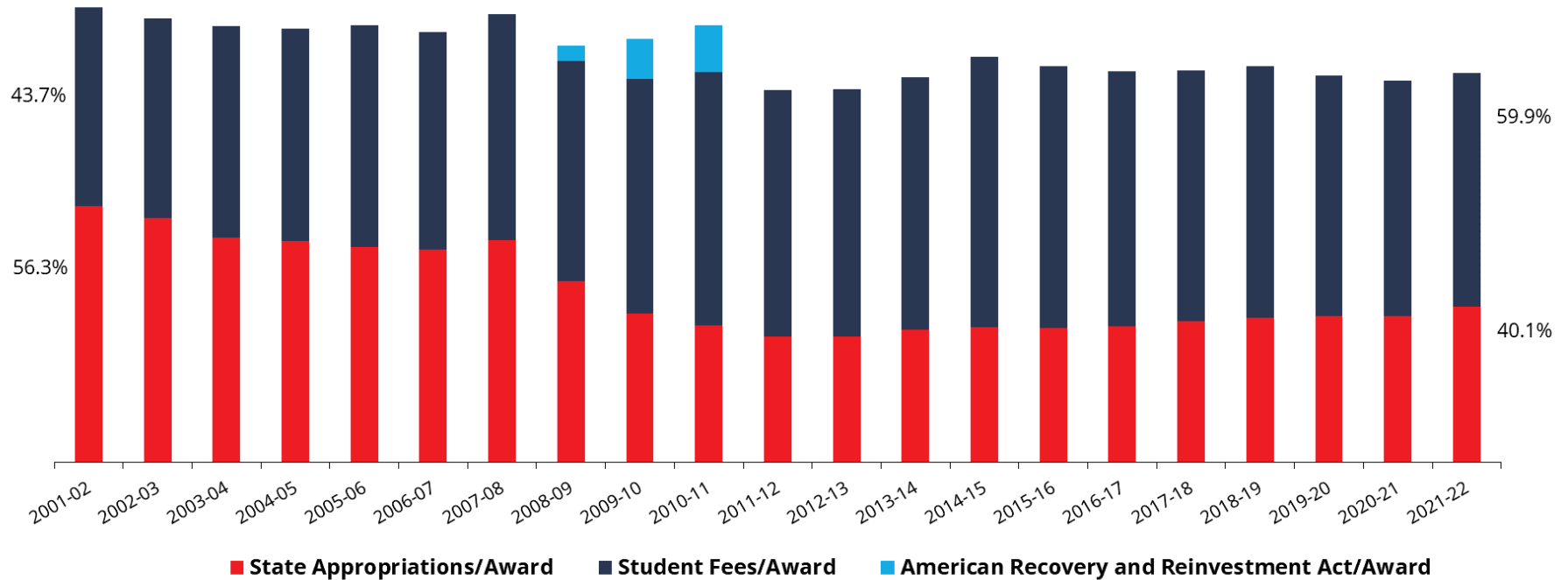
# Tennessee Higher Education Commission

## Historical Tuition and Fee Changes



# Tennessee Higher Education Commission

## Total Student Support Per Credential



# Tennessee Higher Education Commission

- Maintain Historically Low Tuition Growth - \$150,000,000
- Agency-Led Initiatives - \$8,850,000
- Specialized Units - \$22,843,500
  - Medical Education Operating - \$18,618,100
  - Research and Public Service Operating - \$3,620,400
  - UT Southern Operating - \$605,000
- Strategic Initiatives - \$13,819,000
  - TSU Institute of Agricultural Research - \$1,000,000
  - ETSU Family Practice - \$275,000
  - UT Institute for Public Service - \$994,000
  - Tennessee Board of Regents - \$11,550,000

# Tennessee Higher Education Commission

Total Capital Improvements Request: \$556,422,705 for 11 projects

- Locally Governed Institutions: \$217,580,305 for 5 projects
- Tennessee Board of Regents: \$132,600,000 for 3 projects
- University of Tennessee System: \$206,242,400 for 3 projects

Capital Improvement Projects	
Project	Cost
APSU - Health Professions Building	\$ 31,628,305
ETSU - Brown Hall Renovation Phase 2	44,064,000
MTSU - Applied Engineering Building	18,308,000
TTU - Academic Classroom Building	61,180,000
UoM - Research Modernization	62,400,000
TCAT Elizabethton - Carter County Higher Ed Center	40,000,000
JSCC - Jackson Regional Workforce Training Center	34,600,000
TCAT Paris - Henry County Higher Education Building	58,000,000
UTC - Fletcher Hall Addition and Renovation	57,680,000
UTK - Chemistry Building	124,915,000
UTHSC - Gross Anatomy Lab Renovation	23,647,400
<b>Total Improvement Projects</b>	<b>\$ 556,422,705</b>



# Tennessee Higher Education Commission

Total Capital Maintenance Request: \$197,537,000 for 114 Projects

- Locally Governed Institutions: \$76,402,000 for 38 Projects
- Tennessee Board of Regents: \$52,465,000 for 53 Projects
- University of Tennessee System: \$68,670,000 for 23 Projects

## Capital Maintenance Projects

Type	Number of Projects
Building Envelope - Roofs, Walls, Doors, Windows	31
Building Systems - HVAC, Electrical, Lights, etc.	54
Elevators	3
Life Safety	8
Paving and Parking	7
Various Other Projects	11
<b>Total Number of Maintenance Projects</b>	<b>114</b>

# Tennessee Higher Education Commission – Cost Increase Request

	State		Federal	Other	Total	Positions
	Recurring	NR				
1 Advise Tennessee	\$ 925,000	\$ -	\$ -	\$ -	\$ 925,000	-
2 Navigate Reconnect	800,000	-	-	-	800,000	-
3 HBCU Success Summer Bridge	625,000	-	-	-	625,000	-
4 Tennessee Promise Summer Bridge	500,000	-	-	-	500,000	-
5 Statewide Facilities Survey	-	6,000,000	-	-	6,000,000	-
<b>Total Cost Increases</b>	<b>\$ 2,850,000</b>	<b>\$ 6,000,000</b>	<b>\$ -</b>	<b>\$ -</b>	<b>\$ 8,850,000</b>	<b>-</b>



# Tennessee Higher Education Commission – 1% Efficiency Plan

	State		Federal	Other	Total	Positions
	Recurring	NR				
1 Teaching Scholars Program	\$ (416,000)	\$ -	\$ -	\$ -	\$ (416,000)	-
<b>Total Efficiency Plan</b>	<b>\$ (416,000)</b>	<b>\$ -</b>	<b>\$ -</b>	<b>\$ -</b>	<b>\$ (416,000)</b>	<b>-</b>

# Tennessee Higher Education Commission

THANK YOU