



Dental Network Analysis

Created for...

State of Tennessee

Created by...

ABC Plan

123 Main Street

Main, US 12345

February 27, 2020

Contents

Report Contents

| | |
|--|---|
| Access Detail By Zip Code Classification | 3 |
| Access Analysis: Dental Access Analysis | |
| Access Overview | 4 |
| Access Analysis: Dental Access Analysis | |
| Access Summary By County | 6 |
| Access Analysis: Dental Access Analysis | |
| Access Detail By Zip Code | 7 |
| Access Analysis: Dental Access Analysis | |

Access Detail By Zip Code Classification

February 27, 2020

Created for...
State of Tennessee

Created by...
ABC Plan
123 Main Street
Main, US 12345

Access Analysis
Dental Access Analysis

Employee / Provider Groups
TN Members
General Dentists - 95%
Specialist Dentists - 95%

| Employees With and Without Access | | | | | | | | | | | | | | | | | | |
|-----------------------------------|----------|-------------------------|----------------|------|-------|---------------------|-----|------------------|-----|-----|----|----|-----|-----|-----|------|------|------|
| Zip Code Class | Employee | Provider | Access Results | | | Access Requirements | | Average Distance | | | | | | | | | | |
| | # | Group / Access Standard | | # | % | Req % | Met | 1 | 2 | 3 | | | | | | | | |
| Urban | 44 | General Dentists | With | 44 | 100.0 | 95 | Y | 0.4 | 0.7 | 0.8 | | | | | | | | |
| | | 2 in 10 miles | W/o | 0 | 0.0 | | | | | | -- | -- | -- | | | | | |
| | | Specialist Dentists | With | 44 | 100.0 | | | | | | 95 | Y | 1.5 | 2.1 | 2.3 | | | |
| Suburban | 108 | 1 in 15 miles | W/o | 0 | 0.0 | 95 | Y | 0.7 | 1.0 | 1.1 | | | | | | | | |
| | | General Dentists | With | 108 | 100.0 | | | | | | -- | -- | -- | | | | | |
| | | 2 in 15 miles | W/o | 0 | 0.0 | | | | | | -- | -- | -- | | | | | |
| Rural | 633 | Specialist Dentists | With | 108 | 100.0 | 95 | Y | 1.8 | 2.5 | 2.7 | | | | | | | | |
| | | 1 in 20 miles | W/o | 0 | 0.0 | | | | | | -- | -- | -- | | | | | |
| | | General Dentists | With | 625 | 98.7 | | | | | | 95 | Y | 5.4 | 6.7 | 7.7 | | | |
| | | 2 in 20 miles | W/o | 8 | 1.3 | | | | | | | | | | | 14.9 | 25.0 | 25.5 |
| | | Specialist Dentists | With | 511 | 80.7 | | | | | | | | | | | 90 | N | 11.5 |
| 1 in 25 miles | W/o | 122 | 19.3 | 35.9 | 37.0 | 38.1 | | | | | | | | | | | | |
| | | | | | | | | | | | | | | | | | | |

Access Overview

February 27, 2020

Created for...
State of Tennessee

Created by...
ABC Plan
123 Main Street
Main, US 12345

Access Analysis
Dental Access Analysis

Employee / Provider Groups
TN Members
General Dentists - 95%


Comparison Graph

Percent of employees with access to a choice of providers over miles

- 1st closest
- 2nd closest
- 3rd closest
- 4th closest
- 5th closest

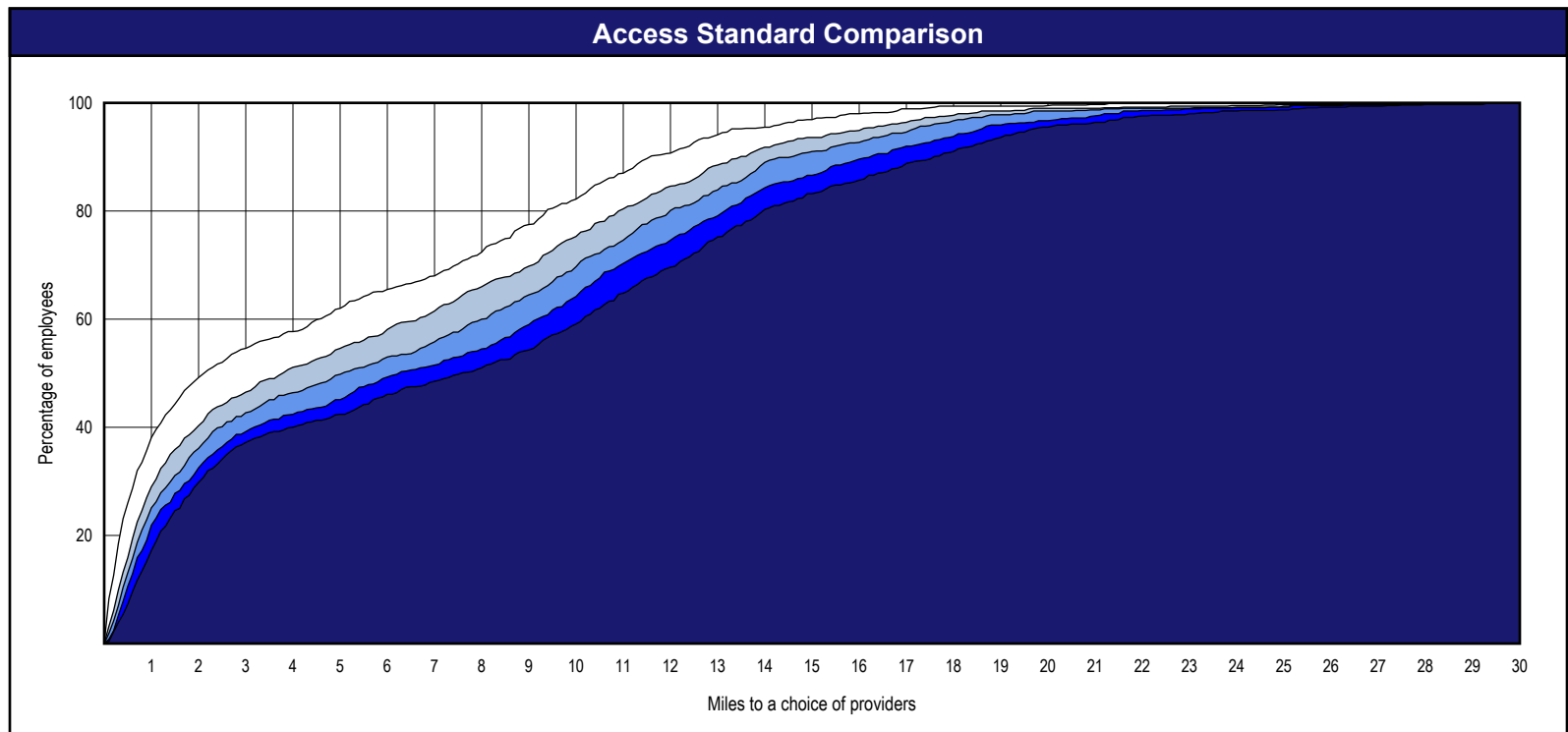
¹ The Access Standard is defined as (TN Members) employees accessing in:

- Urban areas...
2 (General Dentists) providers in 10 miles
- Suburban areas...
2 (General Dentists) providers in 15 miles
- Rural areas...
2 (General Dentists) providers in 20 miles



Distances

| | Average |
|----------------------------------|-----------|
| Distance to 1st closest provider | 4.6 miles |
| Distance to 2nd closest provider | 5.8 miles |
| Distance to 3rd closest provider | 6.6 miles |
| Distance to 4th closest provider | 7.4 miles |
| Distance to 5th closest provider | 8.1 miles |



Access Overview

February 27, 2020

Created for...
State of Tennessee

Created by...
ABC Plan
123 Main Street
Main, US 12345

Access Analysis
Dental Access Analysis

Employee / Provider Groups
TN Members
Specialist Dentists - 95%

Comparison Graph

Percent of employees with access to a choice of providers over miles


- 1st closest
- 2nd closest
- 3rd closest
- 4th closest
- 5th closest

¹ The Access Standard is defined as (TN Members) employees accessing in:

Urban areas...
1 (Specialist Dentists) provider in 15 miles

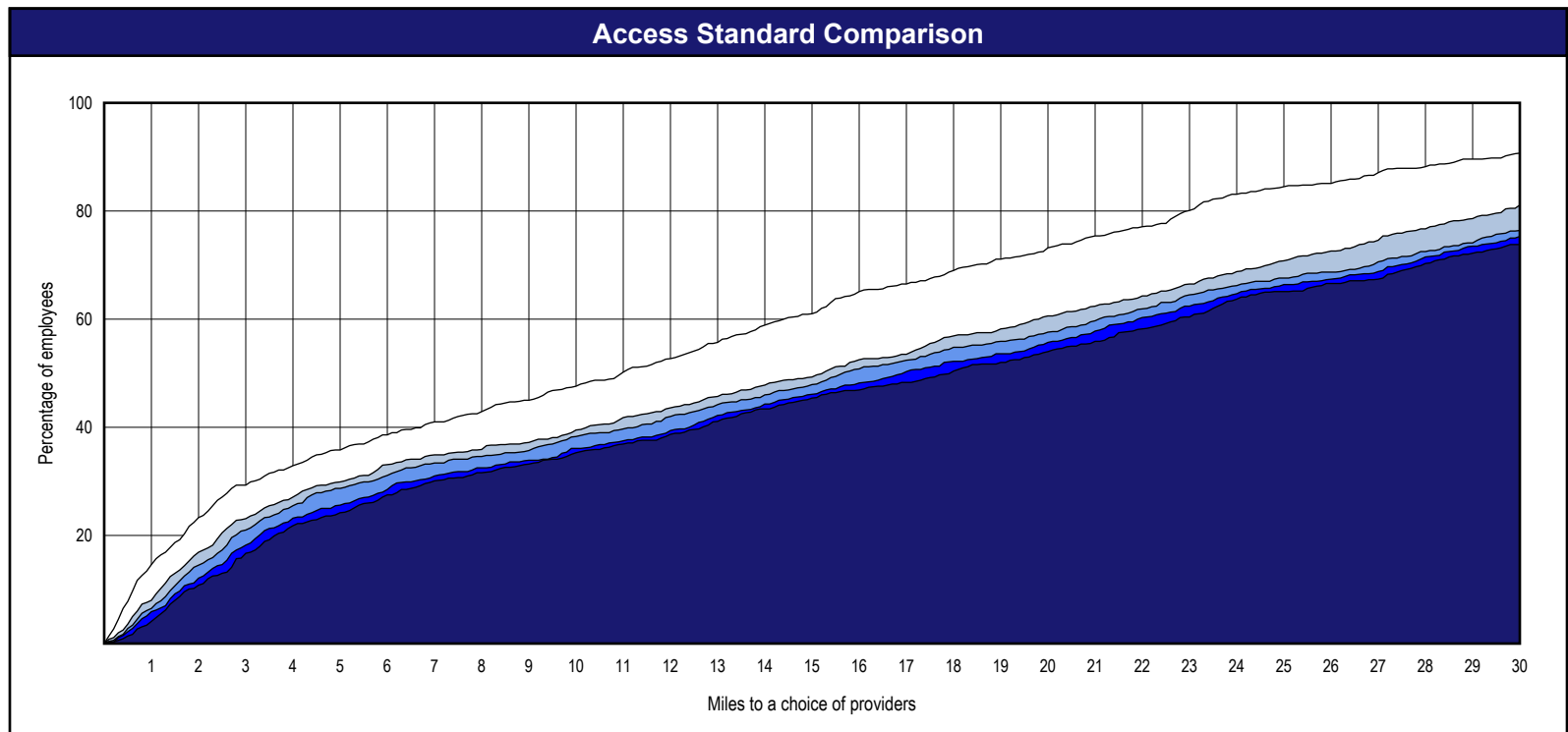
Suburban areas...
1 (Specialist Dentists) provider in 20 miles

Rural areas...
1 (Specialist Dentists) provider in 25 miles



Distances

| | Average |
|----------------------------------|------------|
| Distance to 1st closest provider | 13.4 miles |
| Distance to 2nd closest provider | 17.0 miles |
| Distance to 3rd closest provider | 18.6 miles |
| Distance to 4th closest provider | 19.4 miles |
| Distance to 5th closest provider | 19.9 miles |



Access Summary By County

February 27, 2020

Created for...
State of Tennessee

Created by...
ABC Plan
123 Main Street
Main, US 12345

Access Analysis
Dental Access Analysis

Employee Group
TN Members

Provider Group
General Dentists
Specialist Dentists

¹ The Access Standard is defined as (TN Members) employees accessing in:

Urban areas...
2 (General Dentists) providers in 10 miles, 1 (Specialist Dentists) provider in 15 miles

Suburban areas...
2 (General Dentists) providers in 15 miles, 1 (Specialist Dentists) provider in 20 miles

Rural areas...
2 (General Dentists) providers in 20 miles, 1 (Specialist Dentists) provider in 25 miles

² Provider counts represent:
#: Provider access points
P: Unique providers
L: Unique provider locations

| Employees With and Without Access | | | | | | | | | | | |
|-----------------------------------|-----|--------------------------|------|-----|-----------------------------|-------|---------------------|-------|------|------------------|--|
| Employee | | With Access ¹ | | | Without Access ¹ | | Counts ² | | | Average Distance | |
| Group | # | # | % | # | % | # | P | L | 1 | 2 | |
| TN Members | 785 | 777 | 99.0 | 8 | 1.0 | 2,812 | 2,758 | 1,817 | 4.6 | 5.8 | |
| | | 663 | 84.5 | 122 | 15.5 | 502 | 494 | 328 | 13.4 | 17.0 | |

| Key Geographic Areas | | | | | | | | |
|----------------------|----------|--------------------------|-------|-----------------------------|-------|------------------|------|--|
| County | Employee | With Access ¹ | | Without Access ¹ | | Average Distance | | |
| | # | # | % | # | % | 1 | 2 | |
| Shelby, TN | 77 | 77 | 100.0 | 0 | 0.0 | 0.8 | 1.1 | |
| | | 77 | 100.0 | 0 | 0.0 | 2.7 | 3.1 | |
| Davidson, TN | 49 | 49 | 100.0 | 0 | 0.0 | 0.5 | 0.7 | |
| | | 49 | 100.0 | 0 | 0.0 | 1.6 | 2.2 | |
| Knox, TN | 34 | 34 | 100.0 | 0 | 0.0 | 1.3 | 1.8 | |
| | | 34 | 100.0 | 0 | 0.0 | 2.9 | 3.8 | |
| Hamilton, TN | 33 | 33 | 100.0 | 0 | 0.0 | 1.8 | 2.5 | |
| | | 33 | 100.0 | 0 | 0.0 | 3.6 | 5.1 | |
| Rutherford, TN | 17 | 17 | 100.0 | 0 | 0.0 | 4.4 | 4.6 | |
| | | 17 | 100.0 | 0 | 0.0 | 5.9 | 6.2 | |
| Madison, TN | 14 | 14 | 100.0 | 0 | 0.0 | 5.8 | 6.3 | |
| | | 14 | 100.0 | 0 | 0.0 | 9.0 | 9.1 | |
| Carroll, TN | 13 | 13 | 100.0 | 0 | 0.0 | 9.2 | 9.8 | |
| | | 5 | 38.5 | 8 | 61.5 | 26.6 | 33.9 | |
| Sullivan, TN | 13 | 13 | 100.0 | 0 | 0.0 | 1.2 | 1.5 | |
| | | 13 | 100.0 | 0 | 0.0 | 3.0 | 3.9 | |
| Claiborne, TN | 12 | 12 | 100.0 | 0 | 0.0 | 5.6 | 7.6 | |
| | | 12 | 100.0 | 0 | 0.0 | 10.6 | 33.5 | |
| Gibson, TN | 12 | 12 | 100.0 | 0 | 0.0 | 4.4 | 6.4 | |
| | | 11 | 91.7 | 1 | 8.3 | 17.9 | 21.6 | |
| Blount, TN | 11 | 11 | 100.0 | 0 | 0.0 | 3.3 | 5.4 | |
| | | 11 | 100.0 | 0 | 0.0 | 6.4 | 6.5 | |
| Fayette, TN | 11 | 11 | 100.0 | 0 | 0.0 | 4.4 | 7.3 | |
| | | 11 | 100.0 | 0 | 0.0 | 13.2 | 21.5 | |
| Williamson, TN | 11 | 11 | 100.0 | 0 | 0.0 | 2.5 | 2.9 | |
| | | 11 | 100.0 | 0 | 0.0 | 5.1 | 5.8 | |
| Franklin, TN | 10 | 10 | 100.0 | 0 | 0.0 | 3.7 | 7.9 | |
| | | 8 | 80.0 | 2 | 20.0 | 21.6 | 21.9 | |
| Greene, TN | 10 | 10 | 100.0 | 0 | 0.0 | 6.3 | 6.7 | |
| | | 10 | 100.0 | 0 | 0.0 | 8.3 | 9.6 | |
| McNairy, TN | 10 | 10 | 100.0 | 0 | 0.0 | 7.3 | 7.9 | |
| | | 0 | 0.0 | 10 | 100.0 | 43.3 | 43.4 | |
| Montgomery, TN | 10 | 10 | 100.0 | 0 | 0.0 | 5.2 | 5.6 | |
| | | 10 | 100.0 | 0 | 0.0 | 6.7 | 7.3 | |

Access Detail By Zip Code

February 27, 2020

Created for...
State of Tennessee

Created by...
ABC Plan
123 Main Street
Main, US 12345

Access Analysis
Dental Access Analysis

Employee / Provider Groups
TN Members
General Dentists - 95%
Specialist Dentists - 95%

| Employees Without Access | | | | | | | | | | |
|--------------------------|------------|----------------|----------|----------|---------------------|---------------|----------------|-------|------------------|------|
| Zip Code Class | State Name | City | Zip Code | Employee | Provider | | Without Access | | Average Distance | |
| | | | | # | Group | Standard | # | % | 1 | 2 |
| Rural | Tennessee | Adamsville | 38310 | 1 | Specialist Dentists | 1 in 25 miles | 1 | 100.0 | 46.7 | 46.7 |
| | | Allons | 38541 | 1 | Specialist Dentists | 1 in 25 miles | 1 | 100.0 | 29.8 | 30.0 |
| | | Allred | 38542 | 1 | Specialist Dentists | 1 in 25 miles | 1 | 100.0 | 26.4 | 26.6 |
| | | Alpine | 38543 | 1 | Specialist Dentists | 1 in 25 miles | 1 | 100.0 | 30.9 | 31.1 |
| | | Ardmore | 38449 | 1 | Specialist Dentists | 1 in 25 miles | 1 | 100.0 | 45.0 | 45.5 |
| | | Atwood | 38220 | 1 | Specialist Dentists | 1 in 25 miles | 1 | 100.0 | 27.0 | 27.0 |
| | | Bath Springs | 38311 | 1 | Specialist Dentists | 1 in 25 miles | 1 | 100.0 | 48.3 | 48.3 |
| | | Belfast | 37019 | 1 | Specialist Dentists | 1 in 25 miles | 1 | 100.0 | 27.0 | 27.0 |
| | | Bethel Springs | 38315 | 1 | Specialist Dentists | 1 in 25 miles | 1 | 100.0 | 35.0 | 35.1 |
| | | Bolivar | 38008 | 1 | Specialist Dentists | 1 in 25 miles | 1 | 100.0 | 31.3 | 31.3 |
| | | Bradford | 38316 | 1 | Specialist Dentists | 1 in 25 miles | 1 | 100.0 | 26.8 | 27.1 |
| | | Byrdstown | 38549 | 1 | General Dentists | 2 in 20 miles | 1 | 100.0 | 20.9 | 21.2 |
| | | | | | Specialist Dentists | 1 in 25 miles | 1 | 100.0 | 36.5 | 42.7 |
| | | Camden | 38320 | 1 | Specialist Dentists | 1 in 25 miles | 1 | 100.0 | 26.7 | 27.4 |
| | | Cedar Grove | 38321 | 1 | Specialist Dentists | 1 in 25 miles | 1 | 100.0 | 26.1 | 26.2 |
| | | Celina | 38551 | 1 | Specialist Dentists | 1 in 25 miles | 1 | 100.0 | 26.7 | 26.7 |
| | | Centerville | 37033 | 1 | Specialist Dentists | 1 in 25 miles | 1 | 100.0 | 26.3 | 26.3 |
| | | Chewalla | 38393 | 1 | Specialist Dentists | 1 in 25 miles | 1 | 100.0 | 46.0 | 46.2 |
| | | Clarksburg | 38324 | 1 | Specialist Dentists | 1 in 25 miles | 1 | 100.0 | 32.4 | 33.5 |
| | | Clifton | 38425 | 1 | Specialist Dentists | 1 in 25 miles | 1 | 100.0 | 53.6 | 53.6 |
| | | Coker Creek | 37314 | 1 | Specialist Dentists | 1 in 25 miles | 1 | 100.0 | 27.4 | 29.5 |
| | | Collinwood | 38450 | 1 | General Dentists | 2 in 20 miles | 1 | 100.0 | 10.9 | 24.9 |
| | | | | | Specialist Dentists | 1 in 25 miles | 1 | 100.0 | 57.1 | 57.1 |
| | | Copperhill | 37317 | 1 | Specialist Dentists | 1 in 25 miles | 1 | 100.0 | 33.3 | 33.3 |
| | | Cornersville | 37047 | 1 | Specialist Dentists | 1 in 25 miles | 1 | 100.0 | 27.1 | 27.9 |
| | | Cosby | 37722 | 1 | Specialist Dentists | 1 in 25 miles | 1 | 100.0 | 28.1 | 28.2 |
| | | Counce | 38326 | 1 | Specialist Dentists | 1 in 25 miles | 1 | 100.0 | 61.2 | 61.2 |
| | | Crump | 38327 | 1 | Specialist Dentists | 1 in 25 miles | 1 | 100.0 | 50.8 | 51.0 |
| | | Cypress Inn | 38452 | 1 | General Dentists | 2 in 20 miles | 1 | 100.0 | 20.0 | 31.9 |
| | | | | | Specialist Dentists | 1 in 25 miles | 1 | 100.0 | 67.5 | 67.5 |
| | | Darden | 38328 | 1 | Specialist Dentists | 1 in 25 miles | 1 | 100.0 | 35.6 | 35.8 |
| | | Decaturville | 38329 | 1 | Specialist Dentists | 1 in 25 miles | 1 | 100.0 | 41.4 | 41.5 |
| | | Del Rio | 37727 | 1 | Specialist Dentists | 1 in 25 miles | 1 | 100.0 | 28.3 | 28.3 |
| | | Dellrose | 38453 | 1 | Specialist Dentists | 1 in 25 miles | 1 | 100.0 | 40.8 | 41.5 |
| | | Dover | 37058 | 1 | Specialist Dentists | 1 in 25 miles | 1 | 100.0 | 29.7 | 29.7 |
| | | Dowelltown | 37059 | 1 | Specialist Dentists | 1 in 25 miles | 1 | 100.0 | 26.6 | 28.4 |
| | | Ducktown | 37326 | 1 | Specialist Dentists | 1 in 25 miles | 1 | 100.0 | 32.8 | 32.8 |
| | | Eidson | 37731 | 1 | Specialist Dentists | 1 in 25 miles | 1 | 100.0 | 27.2 | 27.9 |
| | | Elkton | 38455 | 1 | Specialist Dentists | 1 in 25 miles | 1 | 100.0 | 41.5 | 42.0 |
| | | Elora | 37328 | 1 | Specialist Dentists | 1 in 25 miles | 1 | 100.0 | 28.8 | 28.8 |

Access Detail By Zip Code

February 27, 2020

Created for...
State of Tennessee

Created by...
ABC Plan
123 Main Street
Main, US 12345

Access Analysis
Dental Access Analysis

Employee / Provider Groups
TN Members
General Dentists - 95%
Specialist Dentists - 95%

| Employees Without Access | | | | | | | | | | |
|--------------------------|------------|-----------------|----------|----------|---------------------|---------------|----------------|-------|------------------|------|
| Zip Code Class | State Name | City | Zip Code | Employee | Provider | | Without Access | | Average Distance | |
| | | | | # | Group | Standard | # | % | 1 | 2 |
| Rural | Tennessee | Enville | 38332 | 1 | Specialist Dentists | 1 in 25 miles | 1 | 100.0 | 34.2 | 34.4 |
| | | Ethridge | 38456 | 1 | Specialist Dentists | 1 in 25 miles | 1 | 100.0 | 28.1 | 28.1 |
| | | Evensville | 37332 | 1 | Specialist Dentists | 1 in 25 miles | 1 | 100.0 | 27.0 | 27.7 |
| | | Farner | 37333 | 1 | Specialist Dentists | 1 in 25 miles | 1 | 100.0 | 31.1 | 31.8 |
| | | Fayetteville | 37334 | 1 | Specialist Dentists | 1 in 25 miles | 1 | 100.0 | 31.8 | 31.8 |
| | | Finger | 38334 | 1 | Specialist Dentists | 1 in 25 miles | 1 | 100.0 | 30.5 | 30.6 |
| | | Five Points | 38457 | 1 | Specialist Dentists | 1 in 25 miles | 1 | 100.0 | 43.6 | 43.6 |
| | | Flintville | 37335 | 1 | Specialist Dentists | 1 in 25 miles | 1 | 100.0 | 28.6 | 28.6 |
| | | Frankewing | 38459 | 1 | Specialist Dentists | 1 in 25 miles | 1 | 100.0 | 35.1 | 35.8 |
| | | Gatlinburg | 37738 | 1 | Specialist Dentists | 1 in 25 miles | 1 | 100.0 | 27.1 | 27.1 |
| | | Goodspring | 38460 | 1 | Specialist Dentists | 1 in 25 miles | 1 | 100.0 | 34.5 | 34.5 |
| | | Grand Junction | 38039 | 1 | Specialist Dentists | 1 in 25 miles | 1 | 100.0 | 27.2 | 29.7 |
| | | Greenfield | 38230 | 1 | Specialist Dentists | 1 in 25 miles | 1 | 100.0 | 29.3 | 32.2 |
| | | Guys | 38339 | 1 | Specialist Dentists | 1 in 25 miles | 1 | 100.0 | 50.9 | 51.0 |
| | | Hartford | 37753 | 1 | Specialist Dentists | 1 in 25 miles | 1 | 100.0 | 31.6 | 32.0 |
| | | Henning | 38041 | 1 | Specialist Dentists | 1 in 25 miles | 1 | 100.0 | 33.7 | 34.5 |
| | | Hickory Valley | 38042 | 1 | Specialist Dentists | 1 in 25 miles | 1 | 100.0 | 28.1 | 32.2 |
| | | Hohenwald | 38462 | 1 | Specialist Dentists | 1 in 25 miles | 1 | 100.0 | 28.5 | 28.5 |
| | | Holladay | 38341 | 1 | Specialist Dentists | 1 in 25 miles | 1 | 100.0 | 35.5 | 38.0 |
| | | Hornsby | 38044 | 1 | Specialist Dentists | 1 in 25 miles | 1 | 100.0 | 30.0 | 30.3 |
| | | Huntingdon | 38344 | 1 | Specialist Dentists | 1 in 25 miles | 1 | 100.0 | 26.7 | 39.7 |
| | | Iron City | 38463 | 1 | General Dentists | 2 in 20 miles | 1 | 100.0 | 22.7 | 29.1 |
| | | | | | Specialist Dentists | 1 in 25 miles | 1 | 100.0 | 60.9 | 60.9 |
| | | Jacks Creek | 38347 | 1 | Specialist Dentists | 1 in 25 miles | 1 | 100.0 | 27.1 | 27.3 |
| | | Jamestown | 38556 | 1 | Specialist Dentists | 1 in 25 miles | 1 | 100.0 | 26.7 | 33.2 |
| | | Kelso | 37348 | 1 | Specialist Dentists | 1 in 25 miles | 1 | 100.0 | 29.4 | 29.4 |
| | | Kyles Ford | 37765 | 1 | Specialist Dentists | 1 in 25 miles | 1 | 100.0 | 30.2 | 30.2 |
| | | Lafayette | 37083 | 1 | Specialist Dentists | 1 in 25 miles | 1 | 100.0 | 29.7 | 33.0 |
| | | Laurel Bloomery | 37680 | 1 | Specialist Dentists | 1 in 25 miles | 1 | 100.0 | 25.4 | 27.1 |
| | | Lawrenceburg | 38464 | 1 | Specialist Dentists | 1 in 25 miles | 1 | 100.0 | 35.1 | 35.1 |
| | | Leoma | 38468 | 1 | Specialist Dentists | 1 in 25 miles | 1 | 100.0 | 39.3 | 39.3 |
| | | Liberty | 37095 | 1 | Specialist Dentists | 1 in 25 miles | 1 | 100.0 | 28.0 | 28.3 |
| | | Linden | 37096 | 1 | Specialist Dentists | 1 in 25 miles | 1 | 100.0 | 40.2 | 44.5 |
| | | Lobelville | 37097 | 1 | Specialist Dentists | 1 in 25 miles | 1 | 100.0 | 30.4 | 41.2 |
| | | Loretto | 38469 | 1 | Specialist Dentists | 1 in 25 miles | 1 | 100.0 | 47.1 | 47.1 |
| | | Lutts | 38471 | 1 | General Dentists | 2 in 20 miles | 1 | 100.0 | 20.1 | 24.6 |
| | | | | | Specialist Dentists | 1 in 25 miles | 1 | 100.0 | 66.3 | 66.3 |
| | | Mc Lemoresville | 38235 | 1 | Specialist Dentists | 1 in 25 miles | 1 | 100.0 | 32.7 | 32.8 |
| | | Michie | 38357 | 1 | Specialist Dentists | 1 in 25 miles | 1 | 100.0 | 52.5 | 52.5 |
| | | Middleton | 38052 | 1 | Specialist Dentists | 1 in 25 miles | 1 | 100.0 | 39.6 | 40.0 |

Access Detail By Zip Code

February 27, 2020

Created for...
State of Tennessee

Created by...
ABC Plan
123 Main Street
Main, US 12345

Access Analysis
Dental Access Analysis

Employee / Provider Groups
TN Members
General Dentists - 95%
Specialist Dentists - 95%

| Employees Without Access | | | | | | | | | | | | |
|--------------------------|------------|------------------|----------|-------------|---------------------|---------------|---------------------|---------------|------------------|-------|------|------|
| Zip Code Class | State Name | City | Zip Code | Employee | Provider | | Without Access | | Average Distance | | | |
| | | | | # | Group | Standard | # | % | 1 | 2 | | |
| Rural | Tennessee | Milledgeville | 38359 | 1 | Specialist Dentists | 1 in 25 miles | 1 | 100.0 | 39.1 | 39.3 | | |
| | | Minor Hill | 38473 | 1 | Specialist Dentists | 1 in 25 miles | 1 | 100.0 | 39.9 | 39.9 | | |
| | | Monroe | 38573 | 1 | Specialist Dentists | 1 in 25 miles | 1 | 100.0 | 35.2 | 35.5 | | |
| | | Monteagle | 37356 | 1 | Specialist Dentists | 1 in 25 miles | 1 | 100.0 | 26.2 | 27.1 | | |
| | | Morris Chapel | 38361 | 1 | Specialist Dentists | 1 in 25 miles | 1 | 100.0 | 45.0 | 45.2 | | |
| | | Moss | 38575 | 1 | Specialist Dentists | 1 in 25 miles | 1 | 100.0 | 31.7 | 31.7 | | |
| | | Mountain City | 37683 | 1 | Specialist Dentists | 1 in 25 miles | 1 | 100.0 | 26.2 | 26.6 | | |
| | | Olivehill | 38475 | 1 | Specialist Dentists | 1 in 25 miles | 1 | 100.0 | 58.0 | 58.1 | | |
| | | Pall Mall | 38577 | 1 | Specialist Dentists | 1 in 25 miles | 1 | 100.0 | 29.9 | 41.7 | | |
| | | Parsons | 38363 | 1 | Specialist Dentists | 1 in 25 miles | 1 | 100.0 | 40.7 | 41.0 | | |
| | | Petersburg | 37144 | 1 | Specialist Dentists | 1 in 25 miles | 1 | 100.0 | 25.1 | 25.1 | | |
| | | Pickwick Dam | 38365 | 1 | Specialist Dentists | 1 in 25 miles | 1 | 100.0 | 61.9 | 61.9 | | |
| | | Pikeville | 37367 | 1 | Specialist Dentists | 1 in 25 miles | 1 | 100.0 | 25.1 | 30.4 | | |
| | | Pleasant Shade | 37145 | 1 | Specialist Dentists | 1 in 25 miles | 1 | 100.0 | 28.8 | 30.0 | | |
| | | Pocahontas | 38061 | 1 | Specialist Dentists | 1 in 25 miles | 1 | 100.0 | 40.7 | 41.0 | | |
| | | Prospect | 38477 | 1 | Specialist Dentists | 1 in 25 miles | 1 | 100.0 | 39.8 | 40.1 | | |
| | | Pulaski | 38478 | 1 | Specialist Dentists | 1 in 25 miles | 1 | 100.0 | 27.9 | 28.1 | | |
| | | Ramer | 38367 | 1 | Specialist Dentists | 1 in 25 miles | 1 | 100.0 | 44.8 | 45.0 | | |
| | | Reagan | 38368 | 1 | Specialist Dentists | 1 in 25 miles | 1 | 100.0 | 32.3 | 32.4 | | |
| | | Red Boiling S... | 37150 | 1 | Specialist Dentists | 1 in 25 miles | 1 | 100.0 | 37.0 | 37.1 | | |
| | | Ripley | 38063 | 1 | Specialist Dentists | 1 in 25 miles | 1 | 100.0 | 25.7 | 37.0 | | |
| | | Saint Joseph | 38481 | 1 | General Dentists | 2 in 20 miles | 1 | 100.0 | 21.3 | 21.6 | | |
| | | | | | | | Specialist Dentists | 1 in 25 miles | 1 | 100.0 | 52.9 | 52.9 |
| | | | | Saltillo | 38370 | 1 | Specialist Dentists | 1 in 25 miles | 1 | 100.0 | 43.8 | 43.9 |
| | | | | Sardis | 38371 | 1 | Specialist Dentists | 1 in 25 miles | 1 | 100.0 | 37.6 | 37.7 |
| | | | | Saulsbury | 38067 | 1 | Specialist Dentists | 1 in 25 miles | 1 | 100.0 | 34.9 | 35.0 |
| | | | | Savannah | 38372 | 1 | Specialist Dentists | 1 in 25 miles | 1 | 100.0 | 56.1 | 56.3 |
| | | | | Scotts Hill | 38374 | 1 | Specialist Dentists | 1 in 25 miles | 1 | 100.0 | 36.7 | 36.7 |
| | | | | Selmer | 38375 | 1 | Specialist Dentists | 1 in 25 miles | 1 | 100.0 | 39.7 | 39.8 |
| | | | | Sevierville | 37876 | 1 | Specialist Dentists | 1 in 25 miles | 1 | 100.0 | 27.0 | 27.8 |
| | | | | Sewanee | 37375 | 1 | Specialist Dentists | 1 in 25 miles | 1 | 100.0 | 28.7 | 29.1 |
| | | | | Sherwood | 37376 | 1 | Specialist Dentists | 1 in 25 miles | 1 | 100.0 | 34.2 | 34.2 |
| | | Shiloh | 38376 | 1 | Specialist Dentists | 1 in 25 miles | 1 | 100.0 | 53.3 | 53.3 | | |
| | | Spring City | 37381 | 1 | Specialist Dentists | 1 in 25 miles | 1 | 100.0 | 26.1 | 26.8 | | |
| | | Stantonville | 38379 | 1 | Specialist Dentists | 1 in 25 miles | 1 | 100.0 | 48.0 | 48.1 | | |
| | | Sugar Tree | 38380 | 1 | Specialist Dentists | 1 in 25 miles | 1 | 100.0 | 39.2 | 43.5 | | |
| | | Sunbright | 37872 | 1 | Specialist Dentists | 1 in 25 miles | 1 | 100.0 | 25.8 | 31.9 | | |
| | | Taft | 38488 | 1 | Specialist Dentists | 1 in 25 miles | 1 | 100.0 | 42.4 | 42.4 | | |
| | | Tiptonville | 38079 | 1 | General Dentists | 2 in 20 miles | 1 | 100.0 | 2.7 | 23.9 | | |
| | | Trade | 37691 | 1 | Specialist Dentists | 1 in 25 miles | 1 | 100.0 | 28.7 | 35.0 | | |

Access Detail By Zip Code

February 27, 2020

Created for...
State of Tennessee

Created by...
ABC Plan
123 Main Street
Main, US 12345

Access Analysis
Dental Access Analysis

Employee / Provider Groups
TN Members
General Dentists - 95%
Specialist Dentists - 95%

| Employees Without Access | | | | | | | | | | |
|--------------------------|------------|--------------|---------------------|---------------|---------------------|---------------|----------------|-------|------------------|------|
| Zip Code Class | State Name | City | Zip Code | Employee | Provider | | Without Access | | Average Distance | |
| | | | | # | Group | Standard | # | % | 1 | 2 |
| Rural | Tennessee | Trezevant | 38258 | 1 | Specialist Dentists | 1 in 25 miles | 1 | 100.0 | 31.6 | 31.7 |
| | | Turtletown | 37391 | 1 | Specialist Dentists | 1 in 25 miles | 1 | 100.0 | 31.6 | 31.7 |
| | | Waynesboro | 38485 | 1 | General Dentists | 2 in 20 miles | 1 | 100.0 | 0.8 | 22.6 |
| | | | | 1 | Specialist Dentists | 1 in 25 miles | 1 | 100.0 | 48.8 | 48.8 |
| | | | | 1 | Specialist Dentists | 1 in 25 miles | 1 | 100.0 | 50.9 | 50.9 |
| | | Westport | 38387 | 1 | Specialist Dentists | 1 in 25 miles | 1 | 100.0 | 29.8 | 38.7 |
| | | Whiteville | 38075 | 1 | Specialist Dentists | 1 in 25 miles | 1 | 100.0 | 28.6 | 35.4 |
| | | Whitleyville | 38588 | 1 | Specialist Dentists | 1 in 25 miles | 1 | 100.0 | 29.7 | 29.8 |
| | | Wildersville | 38388 | 1 | Specialist Dentists | 1 in 25 miles | 1 | 100.0 | 30.8 | 30.9 |
| Yuma | 38390 | 1 | Specialist Dentists | 1 in 25 miles | 1 | 100.0 | 31.7 | 31.8 | | |

Statistics

February 27, 2020

Quest Analytics Suite

Version 2019.4

Distance Method:

EstimatedDriving Distance

Tennessee Dental

C:\Users\RoseHall\OneDrive -

Quest Analytics,

Incl\Desktop\Tennessee

Dental.qpx

Created for...

State of Tennessee

Created by...

ABC Plan

123 Main Street

Main, US 12345

| Overall Results | |
|-------------------|--------------|
| Phase | Elapsed Time |
| Geocoding Phase | 00:00:00.000 |
| Calculation Phase | 00:00:18.842 |
| Printing Phase | 00:00:00.562 |
| Total Runtime | 00:00:19.405 |

| Geocoding Phase | | | | | | |
|--|------------------|--------------|-----------|----------------------|-------------|--------------|
| Resource | Records Geocoded | | | Records Not Geocoded | | Elapsed Time |
| | Address | Distributive | Point Zip | Not licensed | Invalid Zip | |
| TN Members ([TNZipCodes\$] @ C:\Users\RoseHall\OneDrive - Quest Analytics, Inc\Desktop\TN Z... | 0 | 607 | 178 | 0 | 0 | 00:00:00.000 |
| General Dentists ([Dentists] @ C:\Users\RoseHall\OneDrive - Quest Analytics, Inc\Quest Academy... | --- | --- | --- | --- | --- | 00:00:00.000 |
| Specialist Dentists ([Dentists] @ C:\Users\RoseHall\OneDrive - Quest Analytics, Inc\Quest Acade... | --- | --- | --- | --- | --- | 00:00:00.000 |

| Calculation Phase | |
|--|--------------|
| Resource | Elapsed Time |
| Calculated By Distance : Calculate TN Members to General Dentists | 00:00:00.082 |
| Calculated By Distance : Calculate TN Members to Specialist Dentists | 00:00:00.051 |
| Page: Cover Page | 00:00:00.197 |
| Page: Contents | 00:00:00.197 |
| Page: Access Detail By Zip Code Classification | 00:00:00.613 |
| Page: Access Overview | 00:00:01.408 |
| Page: Access Summary By County | 00:00:18.259 |
| Page: Access Detail By Zip Code | 00:00:18.841 |

| Printing Phase | | | | | |
|-----------------|--|------------------------|-------------------------|----------|--------------|
| Page Type | Page Title | Resource | Filter | Map View | Elapsed Time |
| Cover Page | Cover Page | | | | 00:00:00.073 |
| Contents Page | Contents | | | | 00:00:00.053 |
| Access Detail | Access Detail By Zip Code Classification | Dental Access Analysis | With and Without Access | | 00:00:00.131 |
| Access Overview | Access Overview | Dental Access Analysis | With and Without Access | | 00:00:00.312 |
| Access Summary | Access Summary By County | Dental Access Analysis | With and Without Access | | 00:00:00.419 |
| Access Detail | Access Detail By Zip Code | Dental Access Analysis | Without Access | | 00:00:00.507 |