

Job Aid: Supplier Attestation e-Form

Purpose

The purpose of this job-aid is to outline the steps to add and submit a Supplier Attestation Regarding the Employment of Illegal Immigrants (in accordance with [Executive Order No. 41 \(2006\)](#)), to ensure Supplier's contract is in full compliance.

NOTE: Notification emails will be sent from Edison.ProductionControl@tn.gov to contracting Suppliers' point of contact starting 30 days before the Attestation is due. The email will provide the contract ID in the subject, see sample:

Subject Contract Compliance processing is due. Contract:SHARE / 000000000000000000081695 / 1 Agreement:Attestation Step:1st Attestation Received

Email notifications will continue up to 15 days after due date has passed unless the Supplier Attestation has been submitted and the status has been updated to "completed" for the due Verification.

NOTE: The automation that updates the Verification is time sensitive relative to the Attestation due date. Supplier Attestations submitted more than 30 days before, or 30 days after the due date will not be processed by the automation. Please submit the Attestation eForm within 30 days prior to the due date as noted in the Notification email (see sample):

Verification Step/Description: 10 / 1st Attestation Received Agreement Verification Activity Status: Not Started - 4; Update OprId:

Verification Activity Status Comments:

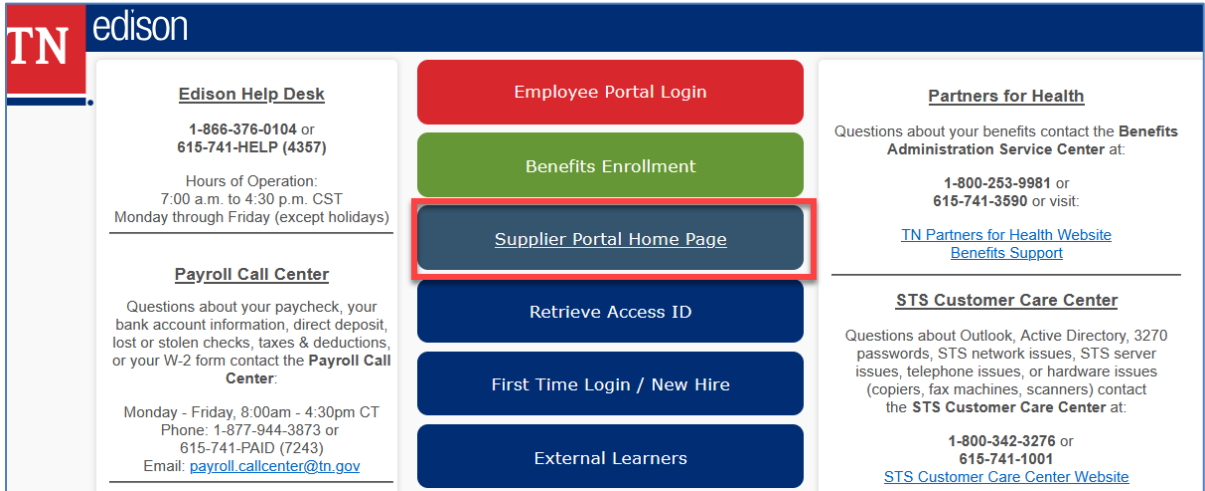
Due Date: 2024-04-15

(In this example, an Attestation eForm submitted between 3/16/24 and 5/15/2024 will be processed automatically. If submitted 3/15 or earlier, or 5/16 or later, the eForm will not be automatically updated and the Attestation may not be noted as compliant.

Navigation

The Supplier Attestation eForm is accessible from the Edison Supplier Portal, after logging into the portal.

- Navigate to <http://www.edison.tn.gov/>
- Select “Supplier Portal Home Page” button:



1. Sign in to the Supplier Portal:



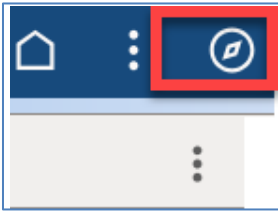
Sign In:

Enter your Access ID.

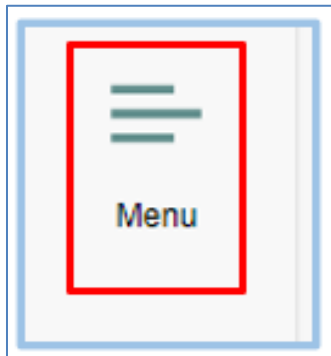
Access ID:

[Where do I enter my password?](#)

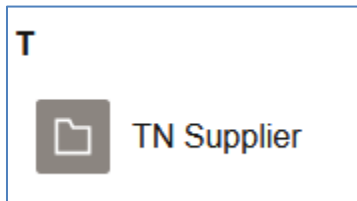
- Navigation steps: Navigator Button > Menu > Supplier > TN Supplier > Attestation Form -
 1. Click the Navigator Button or compass in the upper right corner of the Supplier Portal Home Page.



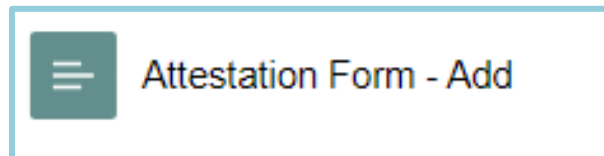
2. Click Menu on the right side of the screen.



3. Click TN Supplier




4. Click Attestation Form – Add. The eForm will be displayed.



Completing and submitting the Attestation eForm

(Fields marked with an asterisk (*) are required.)

Form Page

 Add Supplier Attestation : Attestation Details 1. Form ID 118709

Supplier Attestation

**State of Tennessee
Department of General Services
Central Procurement Office
312 Rosa L. Parks Avenue
William R. Snodgrass TN Tower, 3rd Floor
Nashville, TN 37243-1102
Phone: 615-741-1035 Fax: 615-741-0684**

Attestation Regarding Personnel Used in Contract Performance

2. *Company Name:

Address Line 1

City

State

Postal Code

*Edison Vendor ID Number:

6. *Contract No:

7. Buyer: Leonard Chadwick leon1122001

3. *Company Contact Name:

4. *Telephone Number of Contact:(Please enter phone number in the following format XXX-XXX-XXXX)

5. *Email ID:

1. The Form ID number will appear at the top right corner, beneath the navigation buttons. Please note the Form ID for future reference. reference and view the Attestation eForm later.
2. Supplier Information will populate automatically. Verify Company Name, Address and Supplier ID are all correct. The address information will populate the Supplier's primary address on file in the Edison System.
3. Enter the name of Company Point of Contact.
4. Enter valid telephone number (in XXX-XXX-XXXX format) for the Company Point of Contact.

5. Enter valid email address for Company Point of Contact.
6. Click the magnifying glass icon to open list of all Company's active contracts and select the contract for which the Attestation is being submitted. Confirm contract ID in notification email the Company received.

***Contract No:** 

Buyer:

7. Click anywhere on the line of contract to select.

Lookup Cancel

Search for: Contract No:

▸ **Search Criteria**

▾ **Search Results**

189 rows

| Value | Description |
|-------------------------------|-------------------|
| 00000000000000000000000010021 | CPD LOCAL PROG |
| 00000000000000000000000010025 | CPD LOCAL PROG |
| 00000000000000000000000036388 | Re-Award/Un-Award |
| 00000000000000000000000040409 | RFS 32701-01923 |

8. Contract ID and Contract Administrator/Buyer will be automatically populated after selecting the correct contract in step 5.

***Contract No:** CPD LOCAL PROG

***Buyer:** audrh1010001

There is no need to edit either field.

Completing and submitting the Attestation eForm continued

Fields marked with an asterisk (*) are required.

Affirmation: The Contractor Acknowledges by signature that all information stated above is true and accurate and is no way misleading.

Authorized Signatory: I, as a Principal or Officer of the Company, do certify, warrant and assure that I am empowered to contractually bind the Contractor.

9. *Principal or Officer Name:

10. *Title of Signatory:

11. Date: 2024-10-07

Form Action Items

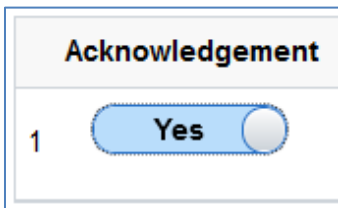
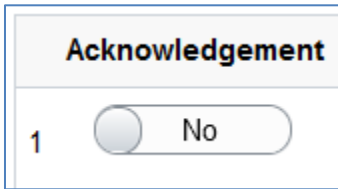
12. **Acknowledgement**

1 Yes No Affirmation: The Contractor acknowledges by signature that all information stated above is true and accurate and is no way misleading. Authorized Signatory: I, as a Principal or Officer of the Contractor.

13. [Comments](#)

Submit 14.

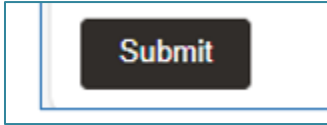
- 9. Enter name of the person submitting eForm. This person will be considered the signatory of the form.
- 10. Enter the Work Title of the person entered in step 9
- 11. Date will automatically populate with the current date. There should be no need to edit this field.
- 12. Click the slider button to change it from “No” to “Yes,” affirming the Company’s compliance to Executive Order No. 41 (2006):



- 13. Click the “arrow” to reveal Comments text box to add any pertinent comments to the Attestation (optional):

13. **Comments**

14. Click Submit button to submit the form for approval.



Confirmation and eForm Status

Upon clicking the Submit button, user will be taken to the following page, indicating that the form was successfully submitted.

Form Result

[+](#) Add Supplier Attestation : Results Form ID 118710

1.

You have successfully submitted your eForm.
The eForm has been routed to the next approval step. Anna Atzori.

2.

[View Approval Route \(Add Ad Hoc Approver\)](#)

Transaction / Signature Log 1 row

| Current Date Time | Step Title | User ID | Description | Form Action | Time Elapsed |
|-------------------------|------------|---------------|---------------------|-------------|--------------|
| 1 04/22/2024 12:19:05PM | Initiated | TN@0000000051 | TN Buyer- Matt Ross | Submit | 3. |

[Refresh Log](#)

Action Item Log 1 row

| Acknowledgement | Description | User | Time Stamp |
|-----------------|--|---------------|----------------------------|
| 1 Yes | Affirmation: The Contractor acknowledges by signature that all information stated above is true and accurate and is no way misleading. Authorized Signatory: I, as a Principal or Officer of the Company, do certify, warrant and assure that I am empowered to contractually bind the Contractor. | TN@0000000051 | 04/22/24 12:19:03.000000PM |

[Print](#) **4.**

1. Confirmation that form has been submitted and routed for approval by the contract administrator, who will then attach Attestation to the contract file. The contract will be updated, and Attestation agreement will be marked as In Compliant
2. View the current approval status by clicking the “View Approval Route (Add Ad Hoc Approver)” button, which will open this window:

Cancel
View Approval Route
Done

Review/Edit Approvers

Basic Stage

▼ G3FORM_ID=114393 Pending

Start New Path

Basic Path

⌚ Pending

Leonard Chadwick
Supplier Attestation Approvers > +

(Note: User will not need to add an “ad hoc” approver and can safely disregard that functionality)

3. The Transaction/Signature Log also shows the steps that have been taken in the system regarding the processing of the Attestation.
4. Users can print or create a digital copy of the Attestation document by clicking the Print button and printing or saving the document as a PDF.

[View Approval Route \(Add Ad Hoc Approver\)](#)

Transaction / Signature Log

| | Current Date Time | | Ste |
|---|----------------------|--|-------|
| 1 | 09/30/2024 8:42:09AM | | Initi |

[Refresh Log](#)

Action Item Log

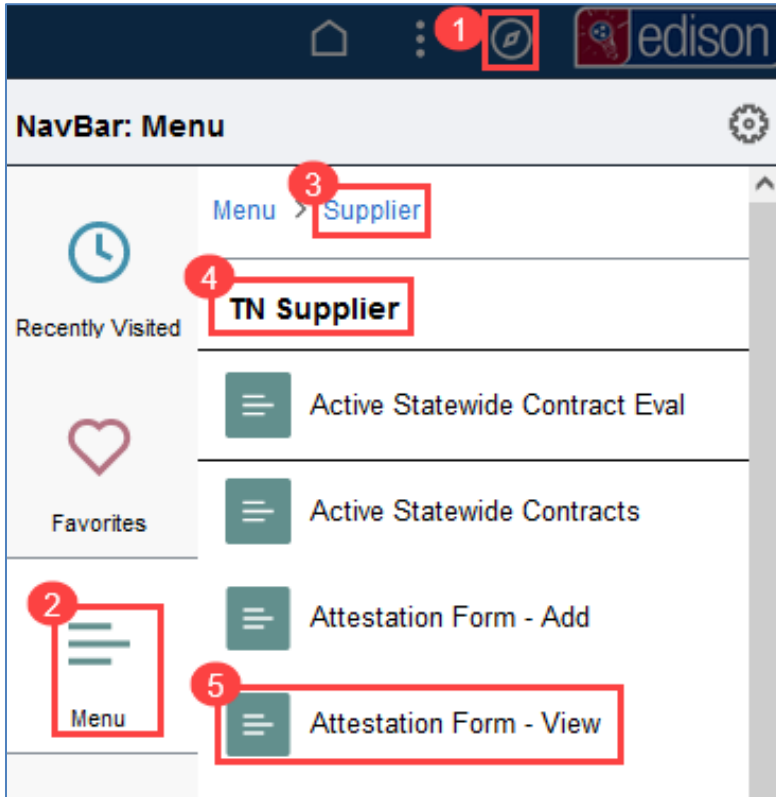
| | Acknowledgement | Description |
|---|-----------------|---|
| 1 | Yes | Affirmation: The Contractor acknowledges by signa warrant and assure that I am empowered to contra |

[Print](#)

Viewing submitted eForms

Upon submitting, the attestation will be routed to the contract administrator to be attached to the contract file. The contract will be updated, and Attestation agreement will be marked as In Compliance.

1. To view already submitted forms, click Navigator Button (“compass” button at upper right corner of Supplier Portal Home Page, noted as “1” in the image that follows) > Menu > Supplier > TN Supplier > Attestation Form - View:



- Click Search button to view all Attestations submitted by Company. Enter criteria, such as Supplier ID or Form ID (if known) to narrow search parameters.

Search by:

Supplier ID

Form ID

Form Type

Form Status

Contract No:

Company Name:

Buyer ID:

Address Line 1

- At bottom of eForm page, find Search, Next and Print buttons. Click Next to view Approval status and Transaction/Signature Log. (Print can be used as noted above. Search returns user to the search page in step 2.)

- A fully approved and processed Attestation form will show on the Transaction log as such:

[View Approval Route](#)

Transaction / Signature Log 3 rows

| | Current Date Time | Step Title | User ID | Description | Form Action | Time Elapsed |
|---|-----------------------|--------------------------------|-----------------|------------------|-------------|--------------|
| 1 | 10/06/2023 11:47:31AM | Initiated | TN@0000000051LC | | Submit | |
| 2 | 10/06/2023 12:02:06PM | Supplier Attestation Approvers | leon1122001 | Leonard Chadwick | Authorize | 14 minutes |
| 3 | 10/06/2023 12:02:53PM | System | System | | Execute | < 1 minute |

“Execute” in the Form Action field means the form is fully approved and completed in Edison.

Should the Company continue to receive notifications to submit the current Attestation, please contact the Contract Administrator/Buyer or Central Procurement Office Systems Management team for assistance (615-741-3333, option 3, or via email at content.group@tn.gov).



Tennessee Department of General Services, authorization number 321318. Electronic only. This public document was promulgated at a cost of \$0.00 per copy. 10/10/2023.