

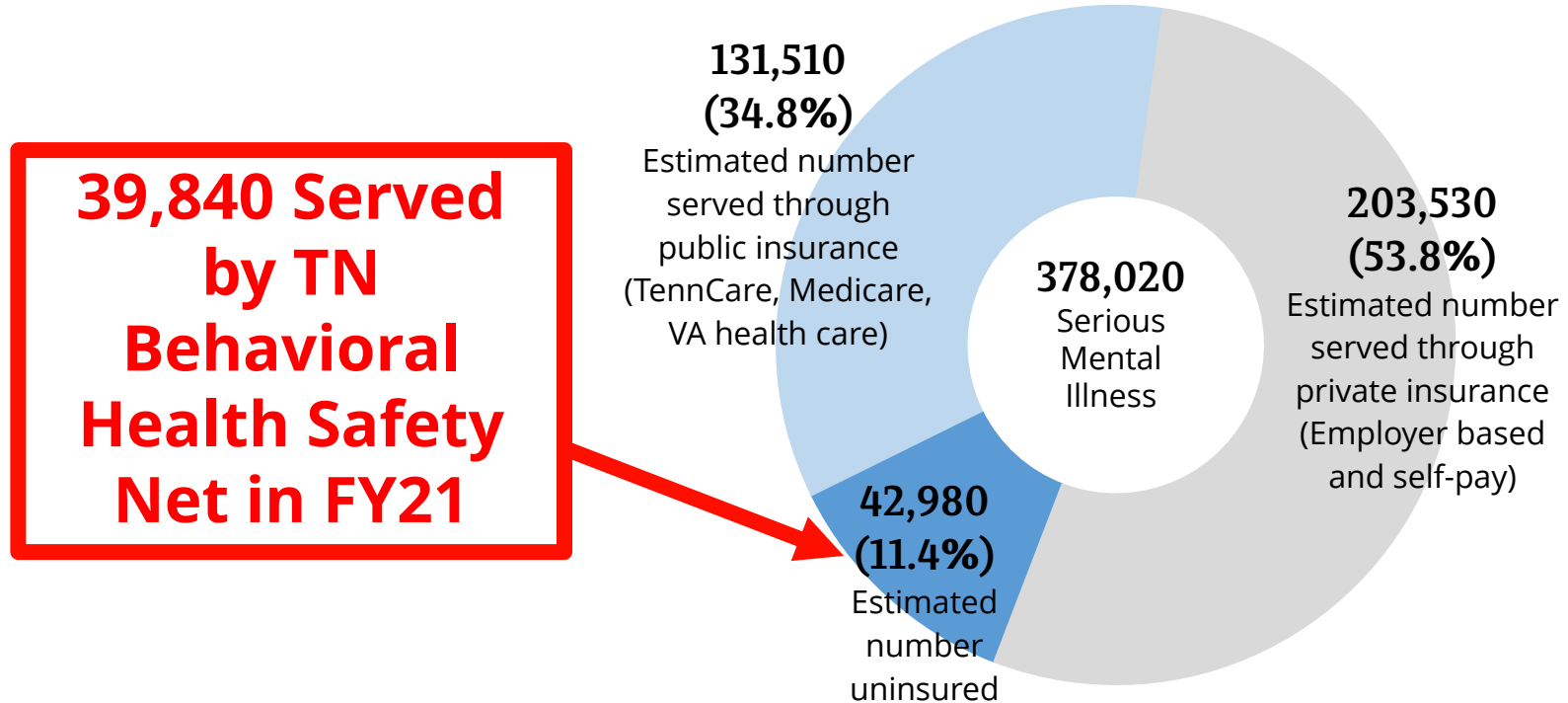


Department of  
**Finance &  
Administration**

**MENTAL HEALTH AND  
SUBSTANCE ABUSE SERVICES  
FISCAL YEAR 2022-2023 BUDGET HEARING**

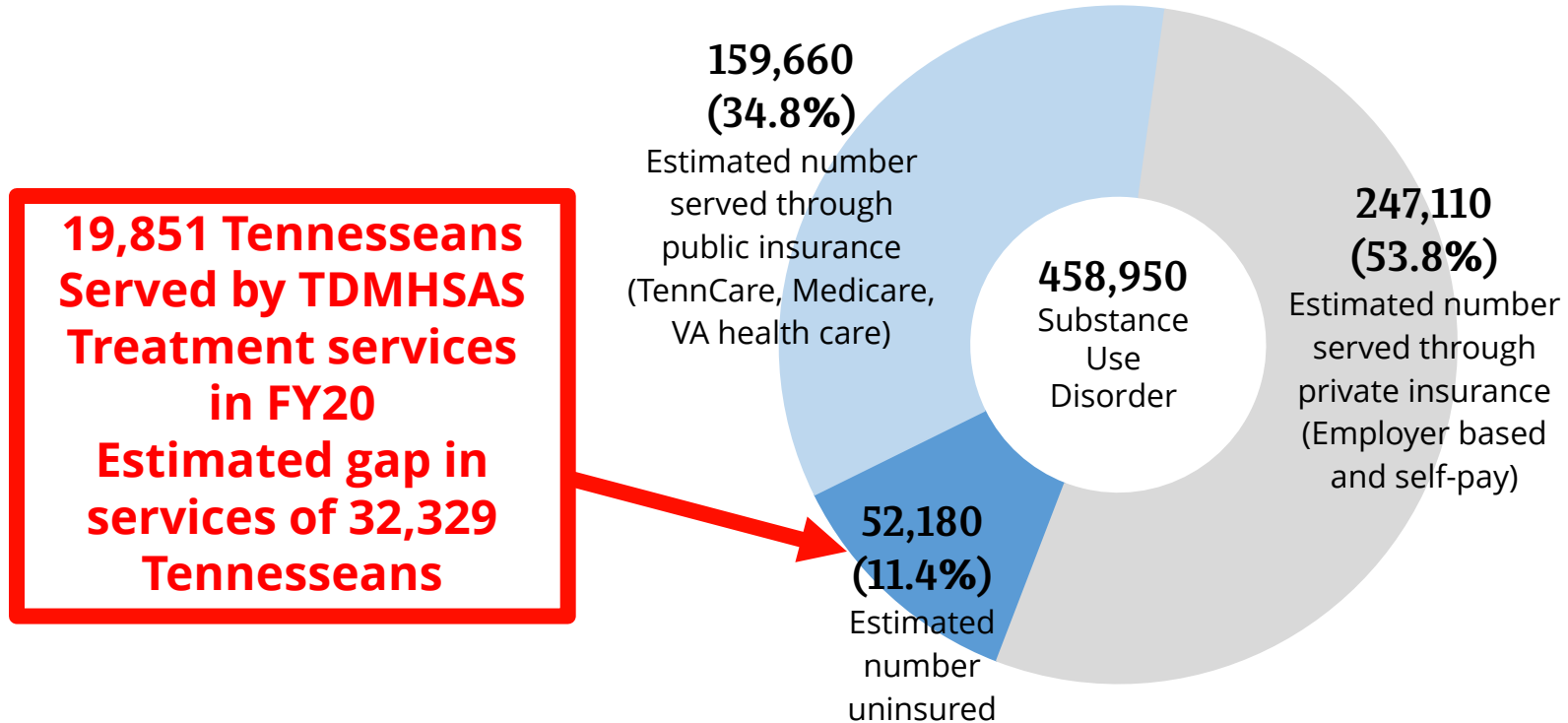
# Pre-Pandemic Estimated Prevalence of Serious Mental Illness Among Adults in Tennessee

2019 Tennesseans, **ages 18+:** **378,020** were estimated to have serious mental illness (SMI)  
(7.1% of 5,324,254 Tennesseans, rounded to nearest 10)



# Pre-Pandemic Estimated Prevalence of Substance Use Disorder Among Adults in Tennessee

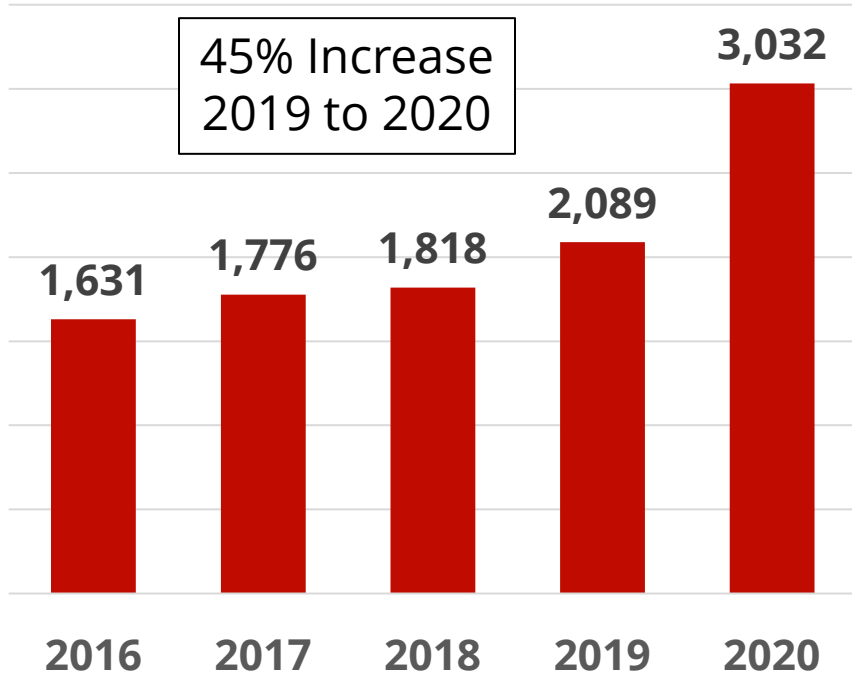
2019 Tennesseans, **ages 18+:** **458,950** were estimated to have a substance use disorder (SUD)  
(8.62% of 5,324,254 Tennesseans, rounded to nearest 10)



# Mental Health and Substance Abuse Services

## Current-Day Statistics

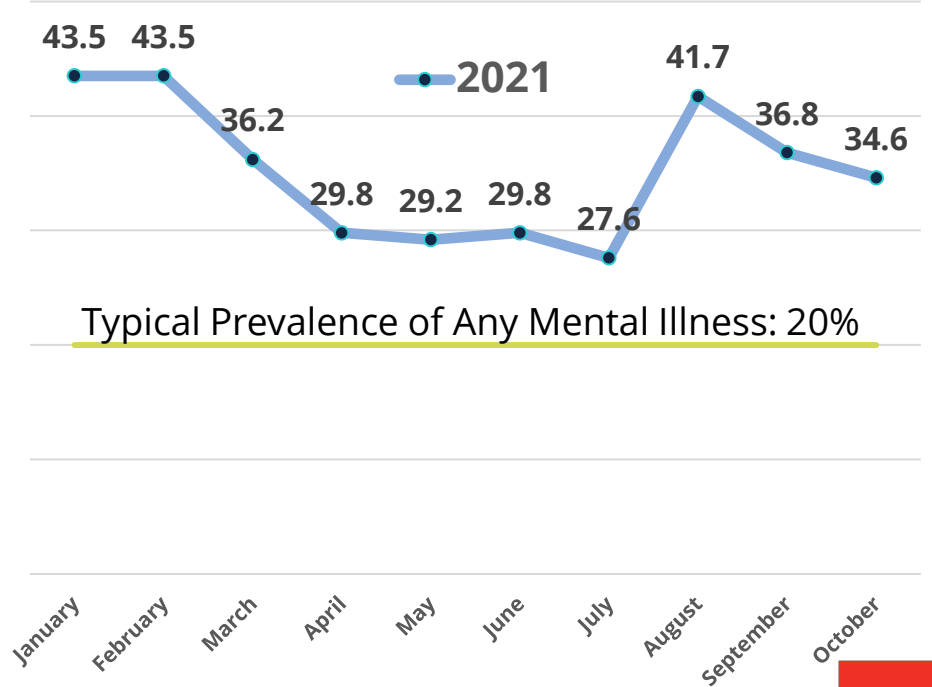
Tennessee Overdose Deaths, All Substances



Source: Tennessee Department of Health

Governor's Budget Hearings, FY 2022-2023

Self-Reported Symptoms of Anxiety or Depression



Source: CDC Household Pulse Survey



# Mental Health and Substance Abuse Services FY23 Request

## Closing the Gap and Meeting Increased Need

- Crisis Continuum Expansion: **\$25,799,900** (\$10,299,900 Recurring, \$15,500,000 Non-Recurring)
  - 3 New Crisis Walk-In Centers/Crisis Stabilization Units, operational funding, and emergency department-based mental health professionals to meet mental health crisis needs and reduce burden on hospitals and law enforcement
- Substance Abuse Clinical Treatment: **\$6,000,000** Recurring
  - Estimated additional 2,460 Tennesseans served with evidence-based treatment
- Substance Use Residential Treatment Infrastructure Expansion: **\$26,520,000** Non-Recurring
  - Department estimates four facilities could be funded creating an additional 200-300 residential treatment beds
- Addiction Recovery Program: **\$1,000,000** Recurring
  - Expanded wraparound services for an estimated additional 1,798 Tennesseans

# Mental Health and Substance Abuse Services

- Public Behavioral Health Workforce Workgroup
  - Convened this summer in partnership with TennCare
  - Representation from providers, higher ed/professional training programs, advocacy groups
  - Main Issues:
    - Significant Pay Gap
    - High Student Debt
    - Difficult to Recruit and Retain

Tennessee Social Worker Pay Rates Compared		
Job Title	Number Employed	Annual Mean Wage
Mental Health and Substance Abuse	1,220	\$43,070
Child, Family, and School	6,000	\$44,090
Healthcare	6,160	\$49,990
All Others	1,560	\$55,210

Source: May 2020 State Occupational Employment and Wage Estimates

# Mental Health and Substance Abuse Services

## Supporting the Public Behavioral Health Workforce

- Community Provider Cost of Living Adjustment: **\$35,989,300**
  - 20% Rate increase was determined using a 2% increase over the last 10 years
- TN Behavioral Health Workforce Development: **\$10,000,000** Recurring

### Public Behavioral Health Sign-on Bonus

*\$4,000,000*

- Funds to support community mental health centers and substance use treatment centers in recruiting and retaining key positions.
- Would improve standing in competition with private organizations for top talent.
- Expanded bonus opportunities for individuals who commit to working in underserved communities.

### Public Behavioral Health Internship Portal

*\$1,000,000*

- Portal would connect students and advisors at Tennessee colleges and universities to public behavioral health provider agencies.
- In addition to connection, this investment would provide for paid internship opportunities when appropriate.

### Public Behavioral Health Scholarship Program

*\$5,000,000*

- Stipends or allowances to support professional development, specialized certification, and clinical licensure hours.
- Tuition stipends to Tennesseans interested in pursuing degrees in social work with commitment to repay the community by working at a public behavioral health provider after graduation.
- Program would pay for clinical supervision hours necessary for licensure.

# Mental Health and Substance Abuse Services – Cost Increase Request

	State		Federal	Other	Total	Positions
	Recurring	NR				
1 Cost of Living Adjustment (COLA)	\$ 35,989,300	\$ -	\$ -	\$ -	\$ 35,989,300	-
2 Substance Abuse Clinical Treatment	6,000,000	-	-	-	6,000,000	-
3 Addiction Recovery Program (ARP)	1,000,000	-	-	-	1,000,000	-
4 Crisis Continuum Expansion	10,299,900	15,500,000	-	-	25,799,900	-
5 Substance Use Residential Treatment Infrastructure Expansion	-	26,520,000	-	-	26,520,000	-
6 TN Behavioral Health Workforce	10,000,000	-	-	-	10,000,000	-
7 Creating Jobs Initiative	900,000	-	-	-	900,000	-
8 IT Support Services	520,700	-	-	-	520,700	-
<b>Total Cost Increases</b>	<b>\$ 64,709,900</b>	<b>\$ 42,020,000</b>	<b>\$ -</b>	<b>\$ -</b>	<b>\$ 106,729,900</b>	<b>-</b>





# Mental Health and Substance Abuse Services – 1% Efficiency Plan

	State		Federal	Other	Total	Positions
	Recurring	NR				
1 Reduce Peer Support Centers	\$ (946,900)	\$ -	\$ -	\$ -	\$ (946,900)	-
<b>Total Efficiency Plan</b>	<b>\$ (946,900)</b>	<b>\$ -</b>	<b>\$ -</b>	<b>\$ -</b>	<b>\$ (946,900)</b>	<b>-</b>

# Mental Health and Substance Abuse Services

THANK YOU